

## ASR NEDERLAND N.V.

ISIN: NL0011872643 WKN: -

## Overview

2024/06/28 08:01:41

Price  
44.04 EURDifference  -5.11% (-2.37)

## General attributes

ISIN	NL0011872643
Symbol	ASRNL
Exchange	Frankfurt
Currency	EUR
Sector	Financial
Security type	Stock
Market cap (m)	9,398 EUR
Benchmark	AMSTERDAM EXCHANGES INDEX

## Market data

Bid (Bid size)	-
Ask (Ask size)	-
Open	44.04 EUR
High	44.04 EUR
Low	44.04 EUR
Close (prev. day)	46.41 EUR
VWAP	43.75 EUR
Volume (pcs)	0
Trading volume	0.00
Number of trades	2
Last size	0

## Futures and Options




Related Futures	24
Related Options	-

5y



Information about previous performance does not guarantee future performance.  
Source: FactSet

## Recent research

on sector		on market	
Date		Headline	Download
2024/06/28		Equity Weekly	
2024/06/24		Aktienempfehlungen Österreich	
2024/06/21		Global Equity Ratings	
2024/06/21		Aktienempfehlungen Global	
2024/06/14		Global Equity Ratings	

## Details

2024/06/28 08:01:41

### Price

44.04 EUR

 Difference ▼ -5.11% (-2.37)

### General attributes

ISIN	NL0011872643
Symbol	ASRNL
Exchange	Frankfurt
Currency	EUR
Sector	Financial
Security type	Stock
Market cap (m)	9,398 EUR
Benchmark	AMSTERDAM EXCHANGES INDEX

### Market data

Bid (Bid size)	-
Ask (Ask size)	-
Open	44.04 EUR
High	44.04 EUR
Low	44.04 EUR
Close (prev. day)	46.41 EUR
VWAP	43.75 EUR
Volume (pcs)	0
Trading volume	0.00
Number of trades	2
Last size	0

### Performance and Risk

	6m	1y	3y
Perf (%)	+2.95%	+10.76%	+34.27%
Perf (abs.)	+1.26	+4.28	+11.24
Beta	0.43	0.55	0.70
Volatility	21.56	24.45	27.09



Information about previous performance does not guarantee future performance.  
Source: FactSet

### Price data

Ø price 5 days   Ø volume 5 days (pcs.)	44.69 EUR (0)
Ø price 30 days   Ø volume 30 days (pcs.)	45.40 EUR (166)
Ø price 100 days   Ø volume 100 days (pcs.)	44.71 EUR (99)
Ø price 250 days   Ø volume 250 days (pcs.)	41.94 EUR (113)
YTD High   date	49.23 EUR (2024/05/10)
YTD Low   date	41.24 EUR (2024/03/05)
52 Weeks High   date	49.23 EUR (2024/05/10)
52 Weeks Low   date	34.12 EUR (2023/09/28)

### Arbitrage views

Exchange	Date	Time	Price	Trading volume (mio.)	Number of trades
Tradegate	2024/06/28	22:26	44.78 EUR	0.12	22
Stuttgart	2024/06/28	16:29	43.93 EUR	0.00	9
Munich	2024/06/28	08:03	44.42 EUR	0.00	2
London Stock Exchange European Trade Reporting	2024/06/28	17:30	44.46 EUR	0.07	2
Frankfurt	2024/06/28	08:01	44.04 EUR	0.00	2

	06/28					
FINRA other OTC Issues	2024/ 05/31	15:51	48.45 USD	0.01		2
Euronext Milan MTF Trading After Hours	-	-	-	0.00		-
Euronext Amsterdam	2024/ 06/28	17:35	44.51 EUR	22.15		2,693
Duesseldorf	2024/ 06/28	08:10	44.12 EUR	0.00		3
Berlin	2024/ 06/28	21:50	44.51 EUR	0.00		19

## Company profile

### Company Logo



### Contact Details

ASR NEDERLAND NV

--

Archimedeslaan 10 - 3584 BA Utrecht

Telefon: +31-30-257-91-11

Fax: +

E-mail: -

### Company Profile

-

#### Members of Management Board

Jos Baeten      Chairman of Managing Board

Ewout Hollegien      Member of Executive Committee

Ingrid de Swart      Member of Executive Committee

#### Board of directors

Joannes Gerardus Wijn      Chairman of Supervisory Board

Bob Elfring      Member of Supervisory Board

Daniëlle Jansen Heijtmajer      Member of Supervisory Board

Eilard Friese      Member of Supervisory Board

Gerard van Olphen      Member of Supervisory Board

Gisella van Vollenhoven-Eikelenboom      Member of Supervisory Board

Sonja Barendregt-Roojers      Member of Supervisory Board