

NORWEGIAN KRONE / SERBIAN DINAR (NOK/RSD)

2024/05/02 03:59:10

Price

9.8816 RSD

1 NOK = 9.8816 RSD
1 RSD = 0.10123 NOK

Difference

 -0.06%
(-0.01)

General attributes

Exchange rate -
Exchange OTCD FX Premium
Security type Currency

Market data

Open 9.8833 RSD
High 9.8866 RSD
Low 9.8709 RSD
Close (prev. day) 9.8879 RSD

Performance and Risk

	6m	1y	3y
Perf (%)	+0.08%	-0.14%	-15.75%
Perf (abs.)	+0.01	-0.01	-1.85
Beta	-	-	-
Volatility	8.34	9.01	9.56

Futures and Options

Related Futures -
Related Options -








Information about previous performance does not guarantee future performance.
Source: FactSet

Price data

Ø price 5 days Ø volume 5 days (pcs.)	9.8885 RSD (0)
Ø price 30 days Ø volume 30 days (pcs.)	9.9901 RSD (0)
Ø price 100 days Ø volume 100 days (pcs.)	10.1365 RSD (0)
Ø price 250 days Ø volume 250 days (pcs.)	10.1237 RSD (0)
YTD High date	10.4420 RSD (2024/01/05)
YTD Low date	9.8376 RSD (2024/05/01)
52 Weeks High date	10.5380 RSD (2023/07/25)
52 Weeks Low date	9.7120 RSD (2023/05/31)

Recent research

on market		
Date	Headline	Download
2024/04/29	 Focus on GDP data and central bank meeting in Czec...	
2024/04/23	 CEE Special Report Strong growth in CEE economie...	
2024/04/21	 Hungarian central bank to cut rates further	
2024/04/15	 Croatia Special Report What's behind Croatia's e...	
2024/04/15	 Parliamentary elections in Croatia	