

## BRITISH POUND / SERBIAN DINAR (GBP/RSD)

2024/07/26 23:28:36

## Price

**138.2400** RSD

1 GBP = 138.2400 RSD

1 RSD = 0.00723 GBP

## Difference

 -0.10%  
(-0.13)

## General attributes

Exchange rate

-

Exchange

OTCD FX Premium

Security type

Currency

## Market data

Open 138.1330 RSD

High 138.4120 RSD

Low 137.9750 RSD

Close (prev. day) 138.3720 RSD

## Performance and Risk

	6m	1y	3y
Perf (%)	+1.17%	+1.48%	+0.95%
Perf (abs.)	+1.61	+2.01	+1.30
Beta	-	-	-
Volatility	2.97	3.86	5.83

## Futures and Options

Related Futures

-

Related Options

-











Information about previous performance does not guarantee future performance.

Source: FactSet

## Price data

Ø price 5 days   Ø volume 5 days (pcs.)	138.5082 RSD (0)
Ø price 30 days   Ø volume 30 days (pcs.)	138.2469 RSD (0)
Ø price 100 days   Ø volume 100 days (pcs.)	137.2446 RSD (0)
Ø price 250 days   Ø volume 250 days (pcs.)	136.5093 RSD (0)
YTD High   date	139.2740 RSD (2024/07/17)
YTD Low   date	133.9360 RSD (2024/01/02)
52 Weeks High   date	139.2740 RSD (2024/07/17)
52 Weeks Low   date	133.1970 RSD (2023/11/20)

## Recent research

on market		
Date	Headline	Download
2024/07/25	 CEE Special Report   Can we work more for longer?	
2024/07/22	 CEE   Baltics   Economic performance further diver...	
2024/07/22	 Märkte preisen Trump noch nicht ein	
2024/07/22	 Will Hungarian central bank pause or continue with...	
2024/07/18	 Western Balkan and the EU - who is ready?	