

TUDOR GOLD CORP.

ISIN: CA89901T1093 WKN: -

Overview

2024/07/26 14:44:31

Price
0.4765 EURDifference  0.95% (0.00)

General attributes

ISIN	CA89901T1093
Symbol	TUD
Exchange	Stuttgart
Currency	EUR
Sector	Energy / Commodities
Security type	Stock
Market cap (m)	113 EUR
Benchmark	S&P/TSX 60 INDEX

Market data

Bid (Bid size)	- (0)
Ask (Ask size)	- (0)
Open	0.4765 EUR
High	0.4765 EUR
Low	0.4765 EUR
Close (prev. day)	0.472 EUR
VWAP	-
Volume (pcs)	0
Trading volume	0.00
Number of trades	5
Last size	0

Futures and Options




Related Futures	-
Related Options	-

5y



Information about previous performance does not guarantee future performance.
Source: FactSet

Recent research

on sector		
Date	Headline	Download
2024/07/26	 Equity Weekly	
2024/07/24	 Global Equity Ratings	
2024/07/24	 Aktienempfehlungen Global	
2024/07/15	 Aktienempfehlungen Global	
2024/07/12	 Equity Weekly	

Details

2024/07/26 14:44:31

Price
0.4765 EUR

Difference ▲ 0.95% (0.00)

General attributes

ISIN	CA89901T1093
Symbol	TUD
Exchange	Stuttgart
Currency	EUR
Sector	Energy / Commodities
Security type	Stock
Market cap (m)	113 EUR
Benchmark	S&P/TSX 60 INDEX

Market data

Bid (Bid size)	- (0)
Ask (Ask size)	- (0)
Open	0.4765 EUR
High	0.4765 EUR
Low	0.4765 EUR
Close (prev. day)	0.472 EUR
VWAP	-
Volume (pcs)	0
Trading volume	0.00
Number of trades	5
Last size	0

Performance and Risk

	6m	1y	3y
Perf (%)	-20.05%	-39.22%	-66.91%
Perf (abs.)	-0.12	-0.31	-0.96
Beta	1.35	0.99	0.59
Volatility	52.57	54.95	61.92

5y



Information about previous performance does not guarantee future performance.
Source: FactSet

Price data

Ø price 5 days Ø volume 5 days (pcs.)	0.4833 EUR (1,000)
Ø price 30 days Ø volume 30 days (pcs.)	0.4846 EUR (2,543)
Ø price 100 days Ø volume 100 days (pcs.)	0.5429 EUR (4,188)
Ø price 250 days Ø volume 250 days (pcs.)	0.5940 EUR (2,672)
YTD High date	0.7950 EUR (2024/04/09)
YTD Low date	0.4230 EUR (2024/06/27)
52 Weeks High date	0.8350 EUR (2023/12/04)
52 Weeks Low date	0.4230 EUR (2024/06/27)

All listings for TUDOR GOLD CORP.

Exchange ⊕	Date	Time	Price	Trading volume (mio.)	Number of trades
Tradegate	2024/07/26	22:26	0.483 EUR	0.01	7
TSX Venture Exchange	2024/07/26	21:47	0.73 CAD	0.05	59
Stuttgart	2024/07/26	14:44	0.4765 EUR	0.00	5
Munich	2024/07/26	08:02	0.4855 EUR	0.00	1
Hamburg	2024/07/26	08:01	0.4765 EUR	0.00	1

	26						
Frankfurt	2024/07/26	08:10	0.4735	EUR	0.00		2
FINRA other OTC Issues	2024/07/26	21:36	0.5123	USD	0.01		13
Duesseldorf	2024/07/26	08:12	0.476	EUR	0.00		3
Berlin	2024/07/26	20:22	0.474	EUR	0.00		13

Company profile

Company Logo



Company Profile

-

Contact Details

TUDOR GOLD

--

Telefon: -

Fax: -

E-mail: -