

## TUDOR GOLD CORP.

ISIN: CA89901T1093 WKN: -

## Overview

2024/07/26 21:36:07

Price  
0.5123 USDDifference  -3.35% (-0.02)

## General attributes

ISIN	CA89901T1093
Symbol	TUD
Exchange	FINRA other OTC Issues
Currency	USD
Sector	Energy / Commodities
Security type	Stock
Market cap (m)	113 EUR
Benchmark	S&P/TSX 60 INDEX

## Market data

Bid (Bid size)	-
Ask (Ask size)	-
Open	0.535 USD
High	0.54 USD
Low	0.5123 USD
Close (prev. day)	0.53 USD
VWAP	0.533432 USD
Volume (pcs)	28,101
Trading volume	14,983.79
Number of trades	13
Last size	200

## Futures and Options








Related Futures	-
Related Options	-

5y



Information about previous performance does not guarantee future performance.  
Source: FactSet

## Recent research

on sector	Date	Headline	Download
	2024/07/26	 Equity Weekly	
	2024/07/24	 Global Equity Ratings	
	2024/07/24	 Aktienempfehlungen Global	
	2024/07/15	 Aktienempfehlungen Global	
	2024/07/12	 Equity Weekly	

## Details

2024/07/26 21:36:07

### Price

0.5123 USD

 Difference ▼ -3.35% (-0.02)

### General attributes

ISIN	CA89901T1093
Symbol	TUD
Exchange	FINRA other OTC Issues
Currency	USD
Sector	Energy / Commodities
Security type	Stock
Market cap (m)	113 EUR
Benchmark	S&P/TSX 60 INDEX

### Market data

Bid (Bid size)	-
Ask (Ask size)	-
Open	0.535 USD
High	0.54 USD
Low	0.5123 USD
Close (prev. day)	0.53 USD
VWAP	0.533432 USD
Volume (pcs)	28,101
Trading volume	14,983.79
Number of trades	13
Last size	200

### Performance and Risk

	6m	1y	3y
Perf (%)	-22.61%	-42.68%	-70.34%
Perf (abs.)	-0.15	-0.38	-1.21
Beta	1.35	0.99	0.59
Volatility	75.99	79.17	86.30

5y



Information about previous performance does not guarantee future performance.  
Source: FactSet

### Price data

Ø price 5 days   Ø volume 5 days (pcs.)	0.5415 USD (39,304)
Ø price 30 days   Ø volume 30 days (pcs.)	0.5420 USD (45,292)
Ø price 100 days   Ø volume 100 days (pcs.)	0.6072 USD (40,753)
Ø price 250 days   Ø volume 250 days (pcs.)	0.6604 USD (29,470)
YTD High   date	0.9950 USD (2024/04/08)
YTD Low   date	0.4300 USD (2024/06/26)
52 Weeks High   date	0.9950 USD (2024/04/08)
52 Weeks Low   date	0.4300 USD (2024/06/26)

### All listings for TUDOR GOLD CORP.

Exchange	Date	Time	Price	Trading volume (mio.)	Number of trades
Tradegate	2024/07/26	22:26	0.483 EUR	0.01	7
TSX Venture Exchange	2024/07/26	21:47	0.73 CAD	0.05	59
Stuttgart	2024/07/26	14:44	0.4765 EUR	0.00	5
Munich	2024/07/26	08:02	0.4855 EUR	0.00	1
Hamburg	2024/07/26	08:01	0.4765 EUR	0.00	1

	26						
Frankfurt	2024/07/26	08:10	0.4735	EUR	0.00	2	
FINRA other OTC Issues	2024/07/26	21:36	0.5123	USD	0.01	13	
Duesseldorf	2024/07/26	08:12	0.476	EUR	0.00	3	
Berlin	2024/07/26	20:22	0.474	EUR	0.00	13	

## Company profile

### Company Logo



### Company Profile

-

### Contact Details

TUDOR GOLD

--

----

Telefon: -

Fax: -

E-mail: -