

## SIF HOLDING N.V.

ISIN: **NL0011660485** WKN: -

## Overview

2024/09/13 08:07:33

Price  
12.06 EURDifference  1.17% (0.14)

## General attributes

ISIN	NL0011660485
Symbol	SIFG
Exchange	Berlin
Currency	EUR
Sector	Technology
Security type	Stock
Market cap (m)	371 EUR
Benchmark	AMSTERDAM EXCHANGES INDEX

## Market data

Bid (Bid size)	-
Ask (Ask size)	-
Open	12.06 EUR
High	12.06 EUR
Low	12.06 EUR
Close (prev. day)	11.92 EUR
VWAP	-
Volume (pcs)	0
Trading volume	0.00
Number of trades	3
Last size	0

## Futures and Options










Related Futures	-
Related Options	-

5y



Information about previous performance does not guarantee future performance.  
Source: FactSet

## Recent research

on sector		on market	
Date		Headline	Download
2024/09/11		Global Equity Ratings	
2024/09/11		Aktienempfehlungen Global	
2024/09/09		Aktienempfehlungen Österreich	
2024/09/06		Equity Weekly	
2024/09/05		Global Equity Ratings	

## Details

2024/09/13 08:07:33

## Price

12.06 EUR

Difference ▲ 1.17% (0.14)

## General attributes

ISIN	NL0011660485
Symbol	SIFG
Exchange	Berlin
Currency	EUR
Sector	Technology
Security type	Stock
Market cap (m)	371 EUR
Benchmark	AMSTERDAM EXCHANGES INDEX

## Market data

Bid (Bid size)	-
Ask (Ask size)	-
Open	12.06 EUR
High	12.06 EUR
Low	12.06 EUR
Close (prev. day)	11.92 EUR
VWAP	-
Volume (pcs)	0
Trading volume	0.00
Number of trades	3
Last size	0

## Performance and Risk

	6m	1y	3y
Perf (%)	+20.84%	+19.41%	-18.08%
Perf (abs.)	+2.08	+1.96	-2.66
Beta	-	-	-
Volatility	28.01	32.08	33.19

5y



Information about previous performance does not guarantee future performance.  
Source: FactSet

## Price data

Ø price 5 days   Ø volume 5 days (pcs.)	12.08 EUR (0)
Ø price 30 days   Ø volume 30 days (pcs.)	11.94 EUR (0)
Ø price 100 days   Ø volume 100 days (pcs.)	11.32 EUR (0)
Ø price 250 days   Ø volume 250 days (pcs.)	10.43 EUR (0)
YTD High   date	12.82 EUR (2024/07/18)
YTD Low   date	9.74 EUR (2024/02/29)
52 Weeks High   date	12.82 EUR (2024/07/18)
52 Weeks Low   date	8.61 EUR (2023/11/09)

## All listings for SIF HOLDING N.V.

Exchange <span>📍</span>	Date	Time	Price	Trading volume (mio.)	Number of trades
Tradegate	2024/09/13	22:26	12.42 EUR	0.02	16
Stuttgart	2024/09/13	15:28	12.30 EUR	0.00	10
London Stock Exchange	2024/03/05	10:18	9.9048 EUR	0.02	1
Frankfurt	2024/09/13	12:04	12.30 EUR	0.00	3
Euronext	2024/09/13	17:35	12.40 EUR	0.93	609

Amsterdam	13					
Duesseldorf	2024/09/ 13	08:11	12.06	EUR	0.00	3
Berlin	2024/09/ 13	08:07	12.06	EUR	0.00	3

## Company profile

### Company Logo



### Contact Details

SIF HOLDING NV

--

Mijnheerkensweg 33 - 6040 AM Roermond

Telefon: +31-47-538-57-77

Fax: +

E-mail: [info@sif-group.com](mailto:info@sif-group.com)

### Company Profile

-

#### Members of Management Board

Fred van Beers Chairman of Managing Board

Ben Meijer Member of Executive Committee

Frank Kevenaer Member of Executive Committee

Joost Heemskerk Member of Executive Committee

#### Board of directors

Peter Gerretse Chairman of Supervisory Board

Peter Wit Member of Supervisory Board

Angelique Heckman Member of Supervisory Board

Annabelle Vos Member of Supervisory Board

Peter Visser Member of Supervisory Board