

## AOZORA BANK NPV

ISIN: JP3711200000 WKN: 8304

## Overview

2024/09/18 08:00:00

Price  
2,545.50 JPYDifference  0.00% (0.00)

## General attributes

ISIN	JP3711200000
Symbol	8304
Exchange	Tokyo Stock Exchange
Currency	JPY
Sector	Financial
Security type	Stock
Market cap (m)	2,253 EUR
Benchmark	NIKKEI 225

## Market data

Bid (Bid size)	2,541.50 JPY (200)
Ask (Ask size)	2,546.00 JPY (100)
Open	2,549.00 JPY
High	2,580.50 JPY
Low	2,532.00 JPY
Close (prev. day)	2,545.50 JPY
VWAP	2,548.962 JPY
Volume (pcs)	529,000
Trading volume	13,484,009.00
Number of trades	1,969
Last size	80,800

## Futures and Options











Related Futures	-
Related Options	-

5y



Information about previous performance does not guarantee future performance.  
Source: FactSet

## Recent research

on sector		on market		
Date		Headline		Download
2024/09/11		Global Equity Ratings		
2024/09/11		Aktienempfehlungen Global		
2024/09/09		Aktienempfehlungen Österreich		
2024/09/06		Equity Weekly		
2024/09/05		Global Equity Ratings		

## Details

2024/09/18 08:00:00

### Price

2,545.50 JPY

 Difference ↔ 0.00% (0.00)

### General attributes

ISIN	JP3711200000
Symbol	8304
Exchange	Tokyo Stock Exchange
Currency	JPY
Sector	Financial
Security type	Stock
Market cap (m)	2,253 EUR
Benchmark	NIKKEI 225

### Market data

Bid (Bid size)	2,541.50 JPY (200)
Ask (Ask size)	2,546.00 JPY (100)
Open	2,549.00 JPY
High	2,580.50 JPY
Low	2,532.00 JPY
Close (prev. day)	2,545.50 JPY
VWAP	2,548.962 JPY
Volume (pcs)	529,000
Trading volume	13,484,009.00
Number of trades	1,969
Last size	80,800

### Performance and Risk

	6m	1y	3y
Perf (%)	+2.27%	-18.39%	-8.14%
Perf (abs.)	+56.50	-573.50	-225.50
Beta	-	-	-
Volatility	27.26	43.01	29.80

5y



Information about previous performance does not guarantee future performance.  
Source: FactSet

### Price data

Ø price 5 days   Ø volume 5 days (pcs.)	2,514.10 JPY (670,220)
Ø price 30 days   Ø volume 30 days (pcs.)	2,529.97 JPY (1,270,373)
Ø price 100 days   Ø volume 100 days (pcs.)	2,487.12 JPY (1,241,424)
Ø price 250 days   Ø volume 250 days (pcs.)	2,690.12 JPY (2,029,085)
YTD High   date	3,301.00 JPY (2024/01/25)
YTD Low   date	2,020.00 JPY (2024/02/16)
52 Weeks High   date	3,301.00 JPY (2024/01/25)
52 Weeks Low   date	2,020.00 JPY (2024/02/16)

### Arbitrage views

Exchange <span>⊕</span>	Date	Time	Price	Trading volume (mio.)	Number of trades
Tradegate	2024/09/17	22:02	16.30 EUR	0.00	1
Tokyo Stock Exchange	2024/09/18	08:00	2,545.50 JPY	13.48	1,969
Stuttgart	2024/09/18	08:01	15.90 EUR	0.00	1
Munich	2024/09/18	08:13	16.10 EUR	0.00	1
Frankfurt	2024/09/18	09:18	15.80 EUR	0.00	1

	18					
FINRA other OTC Issues	2024/05/13	17:43	16.06 USD	0.00		2
Duesseldorf	2024/09/18	16:30	15.90 EUR	0.00		4
Berlin	2024/09/18	08:14	16.00 EUR	0.00		1

## Company profile

### Company Logo



### Company Profile

-

### Contact Details

AOZORA BANK

--

3-1, Kudan-minami 1-chome 102-8660  
Chiyoda-ku, Tokyo

Telefon: +81 3 3263 1111

Fax: -

E-mail: -