

## TOKMANNI GROUP CORP.

ISIN: **FI4000197934** WKN: -

## Overview

2024/09/16 17:25:00

Price

10.66 EUR

Difference  -0.70% (-0.08)

## General attributes

ISIN FI4000197934

Symbol TOKMAN

Exchange London Stock Exchange  
European Trade Reporting

Currency EUR

Sector Commerce

Security type Stock

Market cap (m) 630 EUR

Benchmark OMX HELSINKI 25

## Market data

Bid (Bid size) 10.13 EUR (3,000)

Ask (Ask size) 11.19 EUR (3,000)

Open 10.705 EUR

High 10.705 EUR

Low 10.66 EUR

Close (prev. day) 10.735 EUR

VWAP 10.95 EUR

Volume (pcs) -

Trading volume -

Number of trades 2

Last size -

## Futures and Options

Related Futures 13

Related Options -











5y



Information about previous performance does not guarantee future performance.

Source: FactSet

## Recent research

on sector		on market	
Date		Headline	Download
2024/09/11		Global Equity Ratings	
2024/09/11		Aktienempfehlungen Global	
2024/09/05		Global Equity Ratings	
2024/09/05		Aktienempfehlungen Global	
2024/08/12		Global Equity Ratings	

## Details

2024/09/16 17:25:00

### Price

10.66 EUR

 Difference ▼ -0.70% (-0.08)

### General attributes

ISIN	FI4000197934
Symbol	TOKMAN
Exchange	London Stock Exchange European Trade Reporting
Currency	EUR
Sector	Commerce
Security type	Stock
Market cap (m)	630 EUR
Benchmark	OMX HELSINKI 25

### Market data

Bid (Bid size)	10.13 EUR (3,000)
Ask (Ask size)	11.19 EUR (3,000)
Open	10.705 EUR
High	10.705 EUR
Low	10.66 EUR
Close (prev. day)	10.735 EUR
VWAP	10.95 EUR
Volume (pcs)	-
Trading volume	-
Number of trades	2
Last size	-

### Performance and Risk

	6m	1y	3y
Perf (%)	-32.47%	-19.30%	-52.26%
Perf (abs.)	-5.13	-2.55	-11.67
Beta	-	-	-
Volatility	32.53	29.97	31.91

5y



Information about previous performance does not guarantee future performance.  
Source: FactSet

### Price data

Ø price 5 days   Ø volume 5 days (pcs.)	10.61 EUR (0)
Ø price 30 days   Ø volume 30 days (pcs.)	10.88 EUR (0)
Ø price 100 days   Ø volume 100 days (pcs.)	12.60 EUR (0)
Ø price 250 days   Ø volume 250 days (pcs.)	13.57 EUR (0)
YTD High   date	15.94 EUR (2024/03/13)
YTD Low   date	10.43 EUR (2024/09/06)
52 Weeks High   date	15.94 EUR (2024/03/13)
52 Weeks Low   date	10.43 EUR (2024/09/06)

### All listings for TOKMANNI GROUP CORP.

Exchange	Date	Time	Price	Trading volume (mio.)	Number of trades
Tradegate	2024/09/13	22:02	10.71 EUR	0.00	1
Stuttgart	2024/09/16	08:03	10.67 EUR	0.00	1
Nasdaq Helsinki	2024/09/16	18:00	10.71 EUR	0.70	661
Munich	2024/09/16	08:16	10.64 EUR	0.00	1
London Stock Exchange	2024/09/16	17:25	10.66 EUR	0.00	2

European Trade Reporting	09/16					
Frankfurt	2024/ 09/16	09:17	10.51	EUR	0.00	1
Duesseldorf	2024/ 09/16	08:11	10.64	EUR	0.00	1

## Company profile

### Company Logo



### Company Profile

-

### Contact Details

TOKMANNI GROUP

--

----

Telefon: -

Fax: -

E-mail: -