

RUPERT RESOURCES LTD.

ISIN: CA78165J1057 WKN: -

Overview

2024/07/24 08:14:23

Price
2.34 EURDifference  -1.68% (-0.04)

General attributes

ISIN	CA78165J1057
Symbol	RUP
Exchange	Frankfurt
Currency	EUR
Sector	Energy / Commodities
Security type	Stock
Market cap (m)	492 EUR
Benchmark	S&P/TSX 60 INDEX

Market data

Bid (Bid size)	2.40 EUR (900)
Ask (Ask size)	2.50 EUR (800)
Open	2.34 EUR
High	2.34 EUR
Low	2.34 EUR
Close (prev. day)	2.38 EUR
VWAP	2.62 EUR
Volume (pcs)	0
Trading volume	0.00
Number of trades	1
Last size	0







Futures and Options

Related Futures	-
Related Options	-



Information about previous performance does not guarantee future performance.
Source: FactSet

Recent research

on sector	Date	Headline	Download
	2024/07/24	 Global Equity Ratings	
	2024/07/24	 Aktienempfehlungen Global	
	2024/07/15	 Aktienempfehlungen Global	
	2024/07/12	 Equity Weekly	
	2024/07/12	 Global Equity Ratings	

Details

2024/07/24 08:14:23

Price
2.34 EUR

Difference ▼ -1.68% (-0.04)

General attributes

ISIN	CA78165J1057
Symbol	RUP
Exchange	Frankfurt
Currency	EUR
Sector	Energy / Commodities
Security type	Stock
Market cap (m)	492 EUR
Benchmark	S&P/TSX 60 INDEX

Market data

Bid (Bid size)	2.40 EUR (900)
Ask (Ask size)	2.50 EUR (800)
Open	2.34 EUR
High	2.34 EUR
Low	2.34 EUR
Close (prev. day)	2.38 EUR
VWAP	2.62 EUR
Volume (pcs)	0
Trading volume	0.00
Number of trades	1
Last size	0

Performance and Risk

	6m	1y	3y
Perf (%)	+9.17%	-15.00%	-39.59%
Perf (abs.)	+0.20	-0.42	-1.56
Beta	1.03	1.20	0.77
Volatility	48.42	53.13	48.07

5y



Information about previous performance does not guarantee future performance.
Source: FactSet

Price data

Ø price 5 days Ø volume 5 days (pcs.)	2.41 EUR (0)
Ø price 30 days Ø volume 30 days (pcs.)	2.53 EUR (6)
Ø price 100 days Ø volume 100 days (pcs.)	2.54 EUR (65)
Ø price 250 days Ø volume 250 days (pcs.)	2.40 EUR (98)
YTD High date	3.00 EUR (2024/04/29)
YTD Low date	1.95 EUR (2024/02/22)
52 Weeks High date	3.00 EUR (2024/04/29)
52 Weeks Low date	1.84 EUR (2023/11/15)

Arbitrage views

Exchange	Date	Time	Price	Trading volume (mio.)	Number of trades
Toronto Stock Exchange	2024/07/24	16:29	3.64 CAD	0.15	74
Stuttgart	2024/07/24	16:23	2.36 EUR	0.00	5
Munich	2024/07/24	08:12	2.48 EUR	0.00	1
Frankfurt	2024/07/24	08:14	2.34 EUR	0.00	1
FINRA other OTC	2024/07/24	15:37	2.65 USD	0.00	2

Issues	24					
Duesseldorf	2024/07/ 24	16:31	2.36	EUR	0.00	4
Berlin	2024/07/ 24	16:55	2.46	EUR	0.00	9

Company profile

Company Logo



Company Profile

-

Contact Details

RUPERT RESOURCES

--

Telefon: -

Fax: -

E-mail: -