

HEIDELBERG PHARMA AG

ISIN: DE000A11QVV0 WKN: A11QVV

Overview

2024/04/26 17:36:18

Price
2.97 EURDifference  -1.98% (-0.06)

General attributes

ISIN	DE000A11QVV0
Symbol	HPHA
Exchange	Xetra
Currency	EUR
Sector	Chemical / Pharmaceutical / Health
Security type	Stock
Market cap (m)	139 EUR
Benchmark	GERMANY DAX

Market data

Bid (Bid size)	-
Ask (Ask size)	-
Open	3.03 EUR
High	3.04 EUR
Low	2.97 EUR
Close (prev. day)	3.03 EUR
VWAP	3.00864 EUR
Volume (pcs)	4,704
Trading volume	14,152.66
Number of trades	8
Last size	66

Futures and Options






Related Futures	-
Related Options	-

5y



Information about previous performance does not guarantee future performance.
Source: FactSet

Recent research

on sector		on market	
Date		Headline	Download
2024/04/26		Global Equity Ratings	
2024/04/26		Aktienempfehlungen Global	
2024/04/15		Aktienempfehlungen Österreich	
2024/04/03		Global Equity Ratings	
2024/04/03		Aktienempfehlungen Global	

Details

2024/04/26 17:36:18

Price
2.97 EURDifference ▼ -1.98% (-0.06)

General attributes

ISIN	DE000A11QVV0
Symbol	HPHA
Exchange	Xetra
Currency	EUR
Sector	Chemical / Pharmaceutical / Health
Security type	Stock
Market cap (m)	139 EUR
Benchmark	GERMANY DAX

Market data

Bid (Bid size)	-
Ask (Ask size)	-
Open	3.03 EUR
High	3.04 EUR
Low	2.97 EUR
Close (prev. day)	3.03 EUR
VWAP	3.00864 EUR
Volume (pcs)	4,704
Trading volume	14,152.66
Number of trades	8
Last size	66

Performance and Risk

	6m	1y	3y
Perf (%)	+9.59%	-26.30%	-59.97%
Perf (abs.)	+0.26	-1.06	-4.45
Beta	0.47	0.37	0.66
Volatility	39.82	31.14	49.12

5y



Information about previous performance does not guarantee future performance.
Source: FactSet

Price data

Ø price 5 days Ø volume 5 days (pcs.)	3.02 EUR (2,534)
Ø price 30 days Ø volume 30 days (pcs.)	3.04 EUR (8,061)
Ø price 100 days Ø volume 100 days (pcs.)	3.23 EUR (12,421)
Ø price 250 days Ø volume 250 days (pcs.)	3.35 EUR (6,510)
YTD High date	3.73 EUR (2024/01/02)
YTD Low date	2.87 EUR (2024/03/20)
52 Weeks High date	4.09 EUR (2023/05/02)
52 Weeks Low date	2.63 EUR (2023/11/03)

Arbitrage views

Exchange	Date	Time	Price	Trading volume (mio.)	Number of trades
Xetra	2024/04/26	17:36	2.97 EUR	0.01	8
Tradegate	2024/04/26	22:26	2.99 EUR	0.00	6
Stuttgart	2024/04/26	21:55	2.91 EUR	0.00	59
Munich	2024/04/26	08:02	3.01 EUR	0.00	2
London Stock	2020/09/	11:10	4.07 EUR	0.00	1

Exchange	21					
Hamburg	2024/04/ 26	08:16	2.95	EUR	0.00	1
Frankfurt	2024/04/ 26	21:41	2.91	EUR	0.00	3
Duesseldorf	2024/04/ 26	19:30	2.89	EUR	0.00	4
Berlin	2024/04/ 26	08:02	2.95	EUR	0.00	1

Company profile

Company Logo



Contact Details

HEIDELBERG PHARMA AG

--

Gregor-Mendel-Strasse 22 - 68526
Ladenburg

Telefon: +49-6209-1009-0

Fax: +49-6209-1009-19

E-mail: -

Company Profile

-

Members of Management Board

Andras Strasz Member of Executive Committee

Dr. Andreas Pahl Member of Executive Committee

George Badescu Member of Executive Committee

Jörg Kemkowski Member of Executive Committee

Walter Miller Member of Executive Committee

Board of directors

Christof Hettich Chairman of Supervisory Board

Birgit Kudlek Member of Supervisory Board

Dong Zhou Liu Member of Supervisory Board

Friedrich von Bohlen und Halbach Member of Supervisory Board

Georg F. Baur Member of Supervisory Board

Mathias Hothum Member of Supervisory Board

Yan Xia Member of Supervisory Board