

# MAPLE GOLD MINES LTD

ISIN: CA5651271077 WKN: -

## Overview

2024/07/11 18:23:07

**Price**  
0.056 EUR

**Difference**  33.33% (0.01)

### General attributes

ISIN	CA5651271077
Symbol	MGM
Exchange	Frankfurt
Currency	EUR
Sector	Energy / Commodities
Security type	Stock
Market cap (m)	19 EUR
Benchmark	S&P/TSX 60 INDEX

### Market data

Bid (Bid size)	-
Ask (Ask size)	-
Open	0.042 EUR
High	0.056 EUR
Low	0.042 EUR
Close (prev. day)	0.042 EUR
VWAP	0.056 EUR
Volume (pcs)	8,000
Trading volume	448.00
Number of trades	1
Last size	8,000

### Futures and Options









Related Futures	-
Related Options	-

5y



Information about previous performance does not guarantee future performance.  
Source: FactSet

### Recent research

on sector		
Date	Headline	Download
2024/07/09	 Aktienempfehlungen Österreich	
2024/06/24	 Aktienempfehlungen Österreich	
2024/06/21	 Global Equity Ratings	
2024/06/21	 Aktienempfehlungen Global	
2024/06/14	 Equity Weekly	

# Details

2024/07/11 18:23:07

**Price**

0.056 EUR

**Difference** ▲ 33.33% (0.01)

**General attributes**

ISIN	CA5651271077
Symbol	MGM
Exchange	Frankfurt
Currency	EUR
Sector	Energy / Commodities
Security type	Stock
Market cap (m)	19 EUR
Benchmark	S&P/TSX 60 INDEX

**Market data**

Bid (Bid size)	-
Ask (Ask size)	-
Open	0.042 EUR
High	0.056 EUR
Low	0.042 EUR
Close (prev. day)	0.042 EUR
VWAP	0.056 EUR
Volume (pcs)	8,000
Trading volume	448.00
Number of trades	1
Last size	8,000

**Performance and Risk**

	6m	1y	3y
Perf (%)	+100.00%	-27.74%	-79.18%
Perf (abs.)	+0.03	-0.02	-0.21
Beta	1.26	0.50	0.88
Volatility	365.88	353.90	220.45

5y



Information about previous performance does not guarantee future performance.  
Source: FactSet

**Price data**

Ø price 5 days   Ø volume 5 days (pcs.)	0.048 EUR (1,600)
Ø price 30 days   Ø volume 30 days (pcs.)	0.035 EUR (5,300)
Ø price 100 days   Ø volume 100 days (pcs.)	0.033 EUR (2,292)
Ø price 250 days   Ø volume 250 days (pcs.)	0.035 EUR (2,012)
YTD High   date	0.074 EUR (2024/04/09)
YTD Low   date	0.020 EUR (2024/02/07)
52 Weeks High   date	0.088 EUR (2023/07/28)
52 Weeks Low   date	0.016 EUR (2023/11/16)

**Arbitrage views**

Exchange	Date	Time	Price	Trading volume (mio.)	Number of trades
TSX Venture Exchange	2024/07/11	19:08	0.08 CAD	0.00	6
Stuttgart	2024/07/11	18:42	0.056 EUR	0.00	3
Munich	2024/07/11	08:00	0.042 EUR	0.00	1
London Stock Exchange	2023/03/31	16:13	0.165 CAD	0.01	1
Frankfurt	2024/07/11	18:23	0.056 EUR	0.00	1

	11					
FINRA other OTC Issues	2024/07/11	21:33	0.0616 USD	0.01		11
Berlin	2024/07/11	20:48	0.056 EUR	0.00		22

## Company profile

### Company Logo



### Company Profile

-

### Contact Details

MAPLE GOLD MINES

--

----

Telefon: -

Fax: -

E-mail: -