

## BOUSSARD &amp; GAVAUDAN HLDG LTD.

ISIN: **GG00B1FQG453** WKN: **29098**

## Overview

2024/07/12 08:00:40

Price  
25.80 EURDifference  0.00% (0.00)

## General attributes

ISIN	GG00B1FQG453
Symbol	BGHL
Exchange	Munich
Currency	EUR
Sector	Financial
Security type	Stock
Market cap (m)	330 EUR
Benchmark	FTSE 100

## Market data

Bid (Bid size)	-
Ask (Ask size)	-
Open	25.80 EUR
High	25.80 EUR
Low	25.80 EUR
Close (prev. day)	25.80 EUR
VWAP	25.80 EUR
Volume (pcs)	0
Trading volume	0.00
Number of trades	1
Last size	0

## Futures and Options











Related Futures	-
Related Options	-

5y



Information about previous performance does not guarantee future performance.  
Source: FactSet

## Recent research

on sector			
Date		Headline	Download
2024/07/12		Global Equity Ratings	
2024/07/12		Aktienempfehlungen Global	
2024/07/09		Aktienempfehlungen Österreich	
2024/06/28		Equity Weekly	
2024/06/24		Aktienempfehlungen Österreich	

## Details

2024/07/12 08:00:40

## Price

25.80 EUR

Difference ➔ 0.00% (0.00)

## General attributes

ISIN	GG00B1FQG453
Symbol	BGHL
Exchange	Munich
Currency	EUR
Sector	Financial
Security type	Stock
Market cap (m)	330 EUR
Benchmark	FTSE 100

## Market data

Bid (Bid size)	-
Ask (Ask size)	-
Open	25.80 EUR
High	25.80 EUR
Low	25.80 EUR
Close (prev. day)	25.80 EUR
VWAP	25.80 EUR
Volume (pcs)	0
Trading volume	0.00
Number of trades	1
Last size	0

## Performance and Risk

	6m	1y	3y
Perf (%)	+4.88%	+22.86%	+22.86%
Perf (abs.)	+1.20	+4.80	+4.80
Beta	-0.16	0.05	0.01
Volatility	8.78	11.05	10.69

5y



Information about previous performance does not guarantee future performance.  
Source: FactSet

## Price data

Ø price 5 days   Ø volume 5 days (pcs.)	25.80 EUR (0)
Ø price 30 days   Ø volume 30 days (pcs.)	25.52 EUR (0)
Ø price 100 days   Ø volume 100 days (pcs.)	25.12 EUR (0)
Ø price 250 days   Ø volume 250 days (pcs.)	24.29 EUR (0)
YTD High   date	25.80 EUR (2024/04/30)
YTD Low   date	24.40 EUR (2024/02/28)
52 Weeks High   date	25.80 EUR (2024/04/30)
52 Weeks Low   date	21.00 EUR (2023/07/13)

## Arbitrage views

Exchange <span>⊕</span>	Date	Time	Price	Trading volume (mio.)	Number of trades
Munich	2024/07/12	08:00	25.80 EUR	0.00	1
London Stock Exchange	2024/07/12	17:35	26.70 EUR	0.02	1
Frankfurt	2024/07/12	15:29	25.80 EUR	0.00	4
Euronext Amsterdam	2024/07/12	15:23	26.80 EUR	0.05	4
Berlin	2024/07/12	08:08	26.40 EUR	0.00	1



## Company profile

### Company Logo

#### Contact Details

BOUSSARD & GAVAUDAN HOLDING LTD.

--

One Vine street - W1J 0AH London

Telefon: +44-20-3751-5400

Fax: +

E-mail: -

### Company Profile

-

#### Members of Management Board

Emmanuel Gavaudan	Chairman of Managing Board
-------------------	----------------------------

Emmanuel Boussard	Member of Executive Committee
-------------------	-------------------------------

#### Board of directors

Erich Bonnet	Member of Supervisory Board
--------------	-----------------------------

Frederic Hervouet	Member of Supervisory Board
-------------------	-----------------------------

Luke Allen	Member of Supervisory Board
------------	-----------------------------

Sylvie Sauton	Member of Supervisory Board
---------------	-----------------------------