

## KWS SAAT SE &amp; CO. KGAA

ISIN: DE0007074007 WKN: 707400

## Overview

2024/05/17 17:35:07

Price  
57.30 EURDifference  0.00% (0.00)

## General attributes

|                |              |
|----------------|--------------|
| ISIN           | DE0007074007 |
| Symbol         | KWS          |
| Exchange       | Xetra        |
| Currency       | EUR          |
| Sector         | Commerce     |
| Security type  | Stock        |
| Market cap (m) | 1,891 EUR    |
| Benchmark      | GERMANY DAX  |

## Market data

|                   |              |
|-------------------|--------------|
| Bid (Bid size)    | -            |
| Ask (Ask size)    | -            |
| Open              | 58.50 EUR    |
| High              | 58.50 EUR    |
| Low               | 56.80 EUR    |
| Close (prev. day) | 57.30 EUR    |
| VWAP              | 57.23521 EUR |
| Volume (pcs)      | 9,298        |
| Trading volume    | 532,173.00   |
| Number of trades  | 170          |
| Last size         | 3,285        |

## Futures and Options











|                 |   |
|-----------------|---|
| Related Futures | - |
| Related Options | - |

5y



Information about previous performance does not guarantee future performance.  
Source: FactSet

## Recent research

| on sector  |                                                                                     | on market                 |                                                                                       |
|------------|-------------------------------------------------------------------------------------|---------------------------|---------------------------------------------------------------------------------------|
| Date       |                                                                                     | Headline                  | Download                                                                              |
| 2024/04/26 |  | Global Equity Ratings     |  |
| 2024/04/26 |  | Aktienempfehlungen Global |  |
| 2024/04/03 |  | Global Equity Ratings     |  |
| 2024/04/03 |  | Aktienempfehlungen Global |  |
| 2024/03/13 |  | Global Equity Ratings     |  |

## Details

2024/05/17 17:35:07

**Price**  
57.30 EUR

**Difference**  0.00% (0.00)

## General attributes

|                |              |
|----------------|--------------|
| ISIN           | DE0007074007 |
| Symbol         | KWS          |
| Exchange       | Xetra        |
| Currency       | EUR          |
| Sector         | Commerce     |
| Security type  | Stock        |
| Market cap (m) | 1,891 EUR    |
| Benchmark      | GERMANY DAX  |

## Market data

|                   |              |
|-------------------|--------------|
| Bid (Bid size)    | -            |
| Ask (Ask size)    | -            |
| Open              | 58.50 EUR    |
| High              | 58.50 EUR    |
| Low               | 56.80 EUR    |
| Close (prev. day) | 57.30 EUR    |
| VWAP              | 57.23521 EUR |
| Volume (pcs)      | 9,298        |
| Trading volume    | 532,173.00   |
| Number of trades  | 170          |
| Last size         | 3,285        |

## Performance and Risk

|             | 6m      | 1y     | 3y      |
|-------------|---------|--------|---------|
| Perf (%)    | +12.13% | -2.55% | -27.47% |
| Perf (abs.) | +6.20   | -1.50  | -21.70  |
| Beta        | 0.43    | 0.53   | 0.65    |
| Volatility  | 26.68   | 24.23  | 25.59   |

5y



Information about previous performance does not guarantee future performance.  
Source: FactSet

## Price data

|                                             |                        |
|---------------------------------------------|------------------------|
| Ø price 5 days   Ø volume 5 days (pcs.)     | 57.78 EUR (15,282)     |
| Ø price 30 days   Ø volume 30 days (pcs.)   | 51.48 EUR (12,547)     |
| Ø price 100 days   Ø volume 100 days (pcs.) | 50.03 EUR (11,630)     |
| Ø price 250 days   Ø volume 250 days (pcs.) | 52.76 EUR (10,394)     |
| YTD High   date                             | 60.00 EUR (2024/05/14) |
| YTD Low   date                              | 45.35 EUR (2024/02/27) |
| 52 Weeks High   date                        | 60.00 EUR (2024/05/14) |
| 52 Weeks Low   date                         | 45.35 EUR (2024/02/27) |

## All listings for KWS SAAT SE &amp; CO. KGAA

| Exchange  | Date       | Time  | Price     | Trading volume (mio.) | Number of trades |
|----------------------------------------------------------------------------------------------|------------|-------|-----------|-----------------------|------------------|
| Xetra                                                                                        | 2024/05/17 | 17:35 | 57.30 EUR | 0.53                  | 170              |
| Vienna Stock Exchange                                                                        | 2024/05/17 | 17:32 | 57.50 EUR | 0.00                  | 2                |
| Tradegate                                                                                    | 2024/05/17 | 22:26 | 57.30 EUR | 0.22                  | 58               |
| Stuttgart                                                                                    | 2024/05/17 | 21:55 | 57.20 EUR | 0.02                  | 65               |
| SIX Swiss Exchange                                                                           | 2019/      | 17:30 | 69.20 CHF | 0.02                  | 3                |

|                                                   |                |       |       |     |      |  |   |
|---------------------------------------------------|----------------|-------|-------|-----|------|--|---|
|                                                   | 03/29          |       |       |     |      |  |   |
| Munich                                            | 2024/<br>05/17 | 08:02 | 57.10 | EUR | 0.00 |  | 1 |
| London Stock Exchange<br>European Trade Reporting | 2024/<br>05/17 | 17:30 | 57.10 | EUR | 0.00 |  | 2 |
| Hanover                                           | 2024/<br>05/17 | 08:16 | 57.00 | EUR | 0.00 |  | 3 |
| Hamburg                                           | 2024/<br>05/17 | 13:59 | 56.90 | EUR | 0.11 |  | 2 |
| Frankfurt                                         | 2024/<br>05/17 | 08:20 | 57.00 | EUR | 0.00 |  | 2 |
| FINRA other OTC Issues                            | 2024/<br>02/16 | 21:24 | 50.45 | USD | 0.00 |  | 1 |
| Duesseldorf                                       | 2024/<br>05/17 | 19:32 | 57.10 | EUR | 0.00 |  | 7 |
| Berlin                                            | 2024/<br>05/17 | 08:03 | 57.00 | EUR | 0.00 |  | 2 |

## Company profile

### Company Logo



### Contact Details

KWS SAAT SE & CO. KGAA

--

Grimsehlstrasse 31 - 37555 Einbeck

Telefon: +49-5561-311-0

Fax: +49-5561-311-322

E-mail: -

### Company Profile

-

#### Members of Management Board

Felix Büchting Member of Executive Committee

Peter Hofmann Member of Executive Committee

Eva Kienle Member of Executive Committee

Nicolás Wielandt Member of Executive Committee

#### Board of directors

Marie Theres Schnell Chairman of Supervisory Board

Andreas J. Büchting Member of Supervisory Board

Stefan W. Hell Member of Supervisory Board

Christine Coenen Member of Supervisory Board

Eric Gombert Member of Supervisory Board

Victor Waldemar Balli Member of Supervisory Board