

# INNATE PHARMA SA

ISIN: **FR0010331421** WKN: -

## Overview

2024/07/12 08:26:36

**Price**  
2.005 EUR

**Difference**  0.75% (0.02)

### General attributes

ISIN	FR0010331421
Symbol	IPH
Exchange	Berlin
Currency	EUR
Sector	Chemical / Pharmaceutical / Health
Security type	Stock
Market cap (m)	167 EUR
Benchmark	CAC 40 INDEX

### Market data

Bid (Bid size)	-
Ask (Ask size)	-
Open	2.005 EUR
High	2.005 EUR
Low	2.005 EUR
Close (prev. day)	1.99 EUR
VWAP	-
Volume (pcs)	0
Trading volume	0.00
Number of trades	3
Last size	0

### Futures and Options








Related Futures	0
Related Options	-

5y



Information about previous performance does not guarantee future performance.  
Source: FactSet

### Recent research

on sector		on market	
Date		Headline	Download
2024/07/12		Global Equity Ratings	
2024/07/12		Aktienempfehlungen Global	
2024/07/09		Aktienempfehlungen Österreich	
2024/06/24		Aktienempfehlungen Österreich	
2024/06/21		Global Equity Ratings	

## Details

2024/07/12 08:26:36

**Price**

2.005 EUR

**Difference** ▲ 0.75% (0.02)

**General attributes**

ISIN	FR0010331421
Symbol	IPH
Exchange	Berlin
Currency	EUR
Sector	Chemical / Pharmaceutical / Health
Security type	Stock
Market cap (m)	167 EUR
Benchmark	CAC 40 INDEX

**Market data**

Bid (Bid size)	-
Ask (Ask size)	-
Open	2.005 EUR
High	2.005 EUR
Low	2.005 EUR
Close (prev. day)	1.99 EUR
VWAP	-
Volume (pcs)	0
Trading volume	0.00
Number of trades	3
Last size	0

**Performance and Risk**

	6m	1y	3y
Perf (%)	-19.80%	-28.26%	-28.14%
Perf (abs.)	-0.50	-0.79	-0.79
Beta	0.92	0.89	0.94
Volatility	40.67	46.26	70.46

5y



Information about previous performance does not guarantee future performance.  
Source: FactSet

**Price data**

Ø price 5 days   Ø volume 5 days (pcs.)	1.981 EUR (0)
Ø price 30 days   Ø volume 30 days (pcs.)	2.126 EUR (0)
Ø price 100 days   Ø volume 100 days (pcs.)	2.214 EUR (0)
Ø price 250 days   Ø volume 250 days (pcs.)	2.361 EUR (0)
YTD High   date	2.695 EUR (2024/01/05)
YTD Low   date	1.842 EUR (2024/07/01)
52 Weeks High   date	2.955 EUR (2023/09/05)
52 Weeks Low   date	1.842 EUR (2024/07/01)

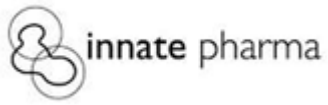
**All listings for INNATE PHARMA SA**

Exchange	Date	Time	Price	Trading volume (mio.)	Number of trades
Tradegate	2024/07/12	22:02	2.055 EUR	0.00	1
Stuttgart	2024/07/12	15:22	2.03 EUR	0.00	10
Munich	2024/07/12	08:26	2.015 EUR	0.00	1
London Stock Exchange European Trade Reporting	2024/07/12	17:30	2.06 EUR	0.00	2
Frankfurt	2024/	08:08	2.005 EUR	0.00	2

	07/12					
FINRA other OTC Issues	2024/ 07/05	15:30	1.9301 USD	0.00		1
Euronext Paris	2024/ 07/12	17:38	2.06 EUR	0.12		111
Duesseldorf	2024/ 07/12	08:11	2.03 EUR	0.00		3
Berlin	2024/ 07/12	08:26	2.005 EUR	0.00		3

## Company profile

### Company Logo



### Contact Details

INNATE PHARMA SA

--

----

Telefon: -

Fax: -

E-mail: -

### Company Profile

-

### Board of directors

Irina Staatz-Granzer	Chairman of Supervisory Board
Jean-Yves Blay	Member of Supervisory Board
Olivier Martinez	Member of Supervisory Board
Sally Bennett	Member of Supervisory Board
Véronique Chabernaud	Member of Supervisory Board
Gilles Brisson	Member of Supervisory Board
Pascale Boissel	Member of Supervisory Board