

# SIILI SOLUTIONS OYJ

ISIN: **FI4000043435**

WKN: -

## Overview

2020/10/09 10:13:07

**Price**

11.8884 EUR

**Difference**  0.75% (0.09)

**General attributes**

ISIN	FI4000043435
Symbol	SIILI
Exchange	London Stock Exchange
Currency	EUR
Sector	IT-Technology
Security type	Stock
Market cap (m)	111 EUR
Benchmark	OMX HELSINKI 25

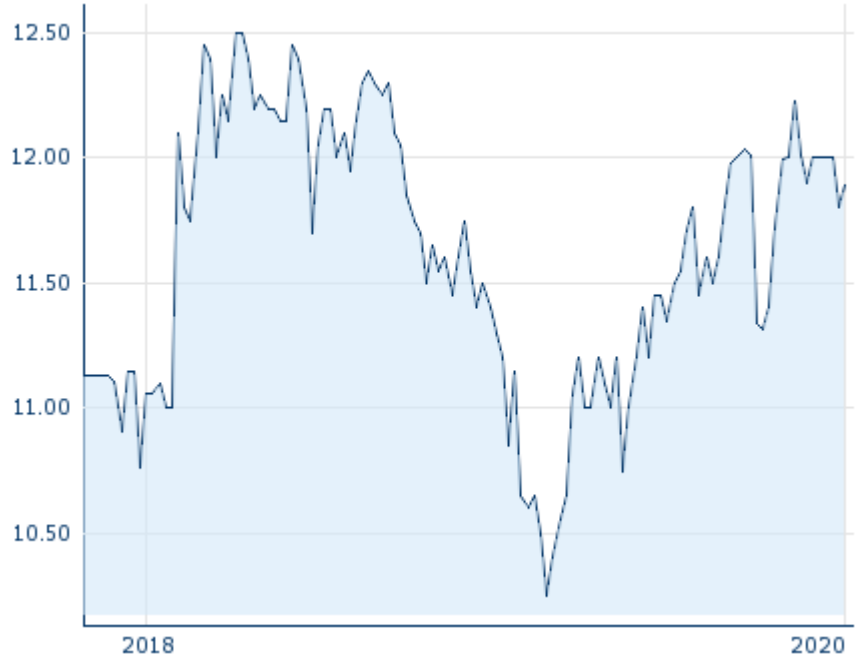
**Market data**

Bid (Bid size)	-
Ask (Ask size)	-
Open	11.8884 EUR
High	11.8884 EUR
Low	11.8884 EUR
Close (prev. day)	11.80 EUR
VWAP	11.8884 EUR
Volume (pcs)	914
Trading volume	10,866.00
Number of trades	1
Last size	914

**Futures and Options**



Related Futures	0
Related Options	-

5y



Information about previous performance does not guarantee future performance.  
**Source:** FactSet

**Recent research**

on sector		on market	
Date		Headline	Download
2022/09/26		Global Equity Ratings	
2022/09/26		Aktienempfehlungen Global	
2022/09/19		Aktienempfehlungen Österreich	
2022/09/05		Aktienempfehlungen Österreich	
2022/09/01		Global Equity Ratings	

## Details

2020/10/09 10:13:07

## Price

11.8884 EUR

Difference ▲ 0.75% (0.09)

## General attributes

ISIN	F14000043435
Symbol	SIILI
Exchange	London Stock Exchange
Currency	EUR
Sector	IT-Technology
Security type	Stock
Market cap (m)	111 EUR
Benchmark	OMX HELSINKI 25

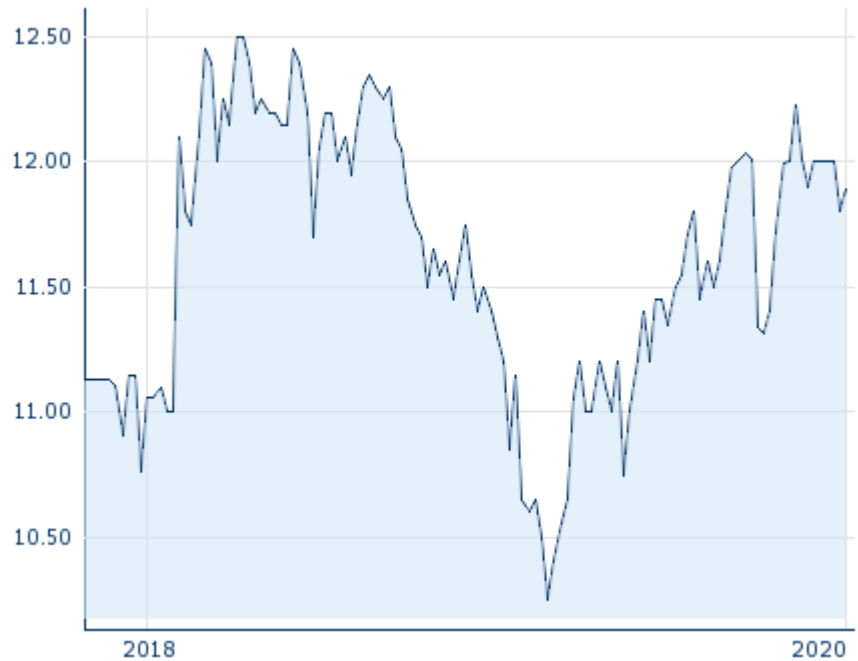
## Market data

Bid (Bid size)	-
Ask (Ask size)	-
Open	11.8884 EUR
High	11.8884 EUR
Low	11.8884 EUR
Close (prev. day)	11.80 EUR
VWAP	11.8884 EUR
Volume (pcs)	914
Trading volume	10,866.00
Number of trades	1
Last size	914

## Performance and Risk

	6m	1y	3y
Perf (%)	-	-	-
Perf (abs.)	-	-	-
Beta	0.62	0.54	0.51
Volatility	-	-	-

5y



Information about previous performance does not guarantee future performance.  
Source: FactSet

## Price data

Ø price 5 days   Ø volume 5 days (pcs.)	- EUR (382)
Ø price 30 days   Ø volume 30 days (pcs.)	4.7715 EUR (2,764)
Ø price 100 days   Ø volume 100 days (pcs.)	9.3394 EUR (2,313)
Ø price 250 days   Ø volume 250 days (pcs.)	- EUR (1,876)
YTD High   date	- EUR (-)
YTD Low   date	- EUR (-)
52 Weeks High   date	- EUR (-)
52 Weeks Low   date	- EUR (-)

## Arbitrage views

Exchange <span>📍</span>	Date	Time	Price	Trading volume (mio.)	Number of trades
Nasdaq Helsinki	2022/09/30	16:40	13.70 EUR	0.04	37
London Stock Exchange	2020/10/09	10:13	11.8884 EUR	0.01	1
Frankfurt	2022/09/30	08:15	13.30 EUR	0.00	1

## Company profile

### Company Logo

#### Contact Details

SIILI SOLUTIONS OYJ

--

----

Telefon: -

Fax: -

E-mail: -

### Company Profile

-