

VOCENTO SA

ISIN: **ES0114820113** WKN: -

Overview

2024/04/26 17:35:26

Price
0.838 EUR

Difference  2.70% (0.02)

General attributes

ISIN	ES0114820113
Symbol	VOC
Exchange	BME Continuous Market
Currency	EUR
Sector	Media / Entertainment / Recreation
Security type	Stock
Market cap (m)	104 EUR
Benchmark	IBEX 35

Market data

Bid (Bid size)	-
Ask (Ask size)	-
Open	0.814 EUR
High	0.838 EUR
Low	0.814 EUR
Close (prev. day)	0.816 EUR
VWAP	0.830868 EUR
Volume (pcs)	84,460
Trading volume	70,175.08
Number of trades	36
Last size	-

Futures and Options









Related Futures	-
Related Options	-

5y



Information about previous performance does not guarantee future performance.
Source: FactSet

Recent research

on sector		on market	
Date		Headline	Download
2024/04/26		Global Equity Ratings	
2024/04/26		Aktienempfehlungen Global	
2024/04/15		Aktienempfehlungen Österreich	
2024/04/03		Global Equity Ratings	
2024/04/03		Aktienempfehlungen Global	

Details

2024/04/26 17:35:26

Price

0.838 EUR

Difference ▲ 2.70% (0.02)

General attributes

ISIN	ES0114820113
Symbol	VOC
Exchange	BME Continuous Market
Currency	EUR
Sector	Media / Entertainment / Recreation
Security type	Stock
Market cap (m)	104 EUR
Benchmark	IBEX 35

Market data

Bid (Bid size)	-
Ask (Ask size)	-
Open	0.814 EUR
High	0.838 EUR
Low	0.814 EUR
Close (prev. day)	0.816 EUR
VWAP	0.830868 EUR
Volume (pcs)	84,460
Trading volume	70,175.08
Number of trades	36
Last size	-

Performance and Risk

	6m	1y	3y
Perf (%)	+29.32%	+13.55%	-21.68%
Perf (abs.)	+0.19	+0.10	-0.23
Beta	0.35	0.52	0.17
Volatility	37.35	33.40	30.43

5y



Information about previous performance does not guarantee future performance.
Source: FactSet

Price data

Ø price 5 days Ø volume 5 days (pcs.)	0.815 EUR (43,472)
Ø price 30 days Ø volume 30 days (pcs.)	0.779 EUR (103,920)
Ø price 100 days Ø volume 100 days (pcs.)	0.632 EUR (70,938)
Ø price 250 days Ø volume 250 days (pcs.)	0.661 EUR (46,855)
YTD High date	0.900 EUR (2024/03/22)
YTD Low date	0.512 EUR (2024/02/13)
52 Weeks High date	0.900 EUR (2024/03/22)
52 Weeks Low date	0.512 EUR (2024/02/13)

Arbitrage views

Exchange	Date	Time	Price	Trading volume (mio.)	Number of trades
Stuttgart	2024/04/26	08:03	0.816 EUR	0.00	1
Munich	2024/04/26	08:11	0.816 EUR	0.00	1
London Stock Exchange	2019/03/05	16:01	1.445 EUR	0.00	1
Frankfurt	2024/04/26	08:08	0.816 EUR	0.00	1
Duesseldorf	2024/04/26	19:31	0.82 EUR	0.00	5

	26						
Berlin	2024/04/ 26	08:11	0.816	EUR	0.00		1
BME Continuous Market	2024/04/ 26	17:35	0.838	EUR	0.07		36

Company profile

Company Logo

The logo for Vocento, featuring the word "vocento" in a lowercase, blue, sans-serif font.

Company Profile

-

Contact Details

VOCENTO

--

Juan Ignacio Luca de Tena, 7 28027 Madrid

Telefon: -

Fax: -

E-mail: -