

FIGEAC AERO S.A.

ISIN: **FR0011665280** WKN: -

Overview

2020/12/14 17:58:42

Price

4.0487 EUR

Difference  -9.51% (-0.43)

General attributes

ISIN	FR0011665280
Symbol	FGA
Exchange	London Stock Exchange
Currency	EUR
Sector	Transport
Security type	Stock
Market cap (m)	243 EUR
Benchmark	CAC 40 INDEX

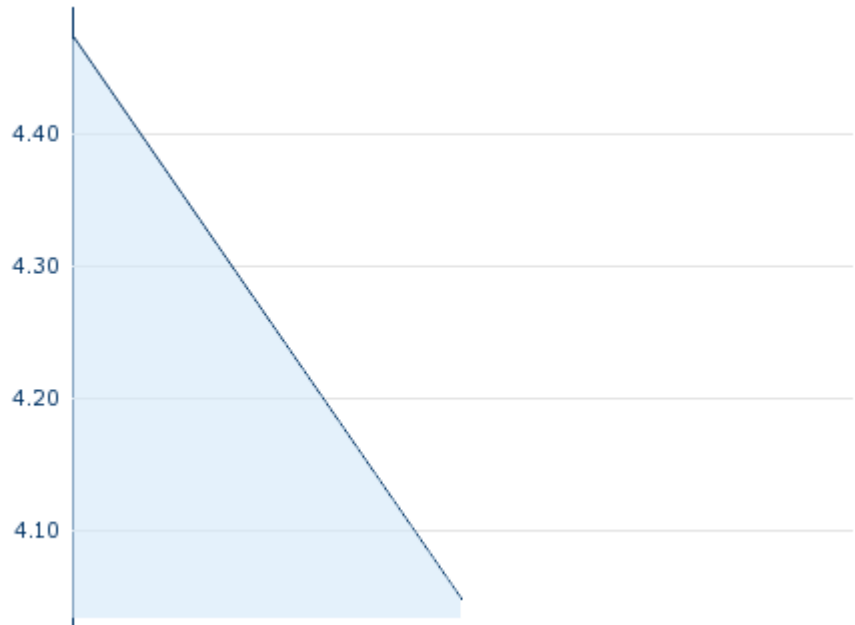
Market data

Bid (Bid size)	-
Ask (Ask size)	-
Open	4.0487 EUR
High	4.0487 EUR
Low	4.0487 EUR
Close (prev. day)	4.4741 EUR
VWAP	4.0487 EUR
Volume (pcs)	100
Trading volume	404.87
Number of trades	1
Last size	100

Futures and Options

Related Futures	-
Related Options	-







5y



Information about previous performance does not guarantee future performance.

Source: FactSet

Recent research

on sector		on market	
Date		Headline	Download
2024/04/26		Global Equity Ratings	
2024/04/26		Aktienempfehlungen Global	
2024/04/15		Aktienempfehlungen Österreich	
2024/04/03		Global Equity Ratings	
2024/04/03		Aktienempfehlungen Global	

Details

2020/12/14 17:58:42

Price

4.0487 EUR

Difference  -9.51% (-0.43)

General attributes

ISIN	FR0011665280
Symbol	FGA
Exchange	London Stock Exchange
Currency	EUR
Sector	Transport
Security type	Stock
Market cap (m)	243 EUR
Benchmark	CAC 40 INDEX

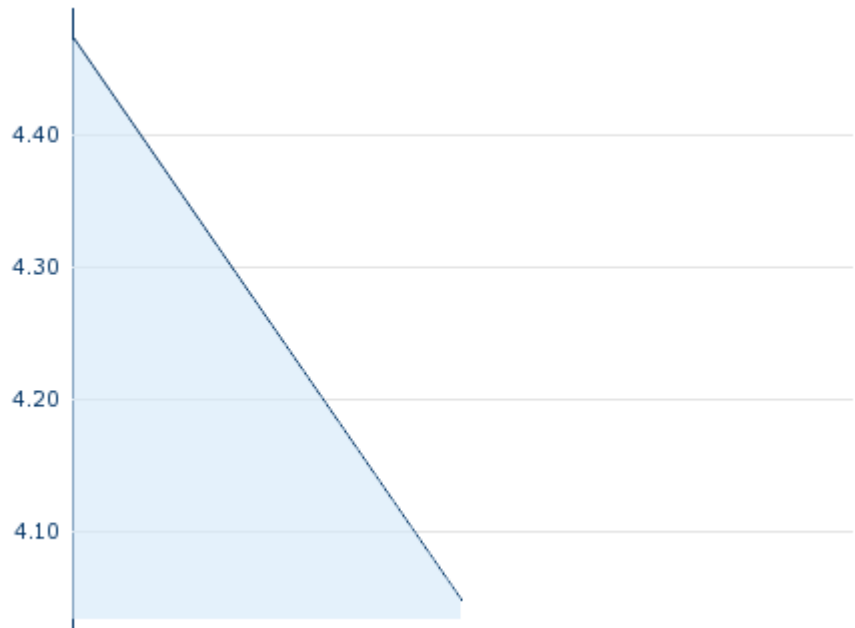
Market data

Bid (Bid size)	-
Ask (Ask size)	-
Open	4.0487 EUR
High	4.0487 EUR
Low	4.0487 EUR
Close (prev. day)	4.4741 EUR
VWAP	4.0487 EUR
Volume (pcs)	100
Trading volume	404.87
Number of trades	1
Last size	100

Performance and Risk

	6m	1y	3y
Perf (%)	-	-78.68%	-74.93%
Perf (abs.)	-	-14.94	-12.10
Beta	0.53	0.06	0.42
Volatility	1,522.48	1,522.48	193.58

5y



Information about previous performance does not guarantee future performance.
Source: FactSet

Price data

Ø price 5 days Ø volume 5 days (pcs.)	13.0986 EUR (40)
Ø price 30 days Ø volume 30 days (pcs.)	6.2351 EUR (991)
Ø price 100 days Ø volume 100 days (pcs.)	3.1017 EUR (1,275)
Ø price 250 days Ø volume 250 days (pcs.)	- EUR (1,240)
YTD High date	4.4741 EUR (2020/11/25)
YTD Low date	4.0487 EUR (2020/12/14)
52 Weeks High date	4.4741 EUR (2020/11/25)
52 Weeks Low date	4.0487 EUR (2020/12/14)

Arbitrage views

Exchange 	Date	Time	Price	Trading volume (mio.)	Number of trades
Stuttgart	2024/04/26	15:11	5.80 EUR	0.00	11
London Stock Exchange	2020/12/14	17:58	4.0487 EUR	0.00	1
Frankfurt	2024/04/26	14:45	5.86 EUR	0.00	3
Euronext Paris	2024/04/26	15:04	5.94 EUR	0.03	49

Company profile

Company Logo

Contact Details

FIGEAC AÉRO SA

--

Telefon: -

Fax: -

E-mail: -

Company Profile

-

Board of directors

Adrien Dassault Member of Supervisory Board

Albert Varenne Member of Supervisory Board

Anne Tauby Member of Supervisory Board

Eliane Rouchon Member of Supervisory Board

Franck Crépin Member of Supervisory Board

Maillard Rémi Member of Supervisory Board

Maillard Simon Member of Supervisory Board

Marie-Line Malaterre Member of Supervisory Board

Rahima Belemcili Member of Supervisory Board