

## AGL ENERGY

ISIN: AU000000AGL7

WKN: AGL

## Overview

2024/07/16 08:08:01

Price  
6.322 EURDifference  -1.22% (-0.08)

## General attributes

ISIN	AU000000AGL7
Symbol	AGL
Exchange	Berlin
Currency	EUR
Sector	Utilities
Security type	Stock
Market cap (m)	4,320 EUR
Benchmark	ASX ALL ORDINARIES INDEX

## Market data

Bid (Bid size)	6.34 EUR (935)
Ask (Ask size)	6.538 EUR (907)
Open	6.322 EUR
High	6.322 EUR
Low	6.322 EUR
Close (prev. day)	6.40 EUR
VWAP	-
Volume (pcs)	0
Trading volume	0.00
Number of trades	3
Last size	0

## Futures and Options




Related Futures	-
Related Options	622

5y



Information about previous performance does not guarantee future performance.  
Source: FactSet

## Recent research

on sector			Download
Date		Headline	
2024/07/15		Aktienempfehlungen Global	
2024/07/12		Global Equity Ratings	
2024/07/09		Aktienempfehlungen Österreich	
2024/06/24		Aktienempfehlungen Österreich	
2024/06/21		Global Equity Ratings	

## Details

2024/07/16 08:08:01

## Price

6.322 EUR

Difference ▼ -1.22% (-0.08)

## General attributes

ISIN	AU000000AGL7
Symbol	AGL
Exchange	Berlin
Currency	EUR
Sector	Utilities
Security type	Stock
Market cap (m)	4,320 EUR
Benchmark	ASX ALL ORDINARIES INDEX

## Market data

Bid (Bid size)	6.34 EUR (935)
Ask (Ask size)	6.538 EUR (907)
Open	6.322 EUR
High	6.322 EUR
Low	6.322 EUR
Close (prev. day)	6.40 EUR
VWAP	-
Volume (pcs)	0
Trading volume	0.00
Number of trades	3
Last size	0

## Performance and Risk

	6m	1y	3y
Perf (%)	+18.12%	-8.59%	+26.73%
Perf (abs.)	+0.97	-0.59	+1.33
Beta	0.71	0.59	0.70
Volatility	30.28	28.90	32.77

5y



Information about previous performance does not guarantee future performance.  
Source: FactSet

## Price data

Ø price 5 days   Ø volume 5 days (pcs.)	6.372 EUR (0)
Ø price 30 days   Ø volume 30 days (pcs.)	6.402 EUR (0)
Ø price 100 days   Ø volume 100 days (pcs.)	5.812 EUR (0)
Ø price 250 days   Ø volume 250 days (pcs.)	5.959 EUR (0)
YTD High   date	6.656 EUR (2024/06/28)
YTD Low   date	4.702 EUR (2024/02/06)
52 Weeks High   date	7.458 EUR (2023/07/27)
52 Weeks Low   date	4.702 EUR (2024/02/06)

## All listings for AGL ENERGY

Exchange <input type="checkbox"/>	Date	Time	Price	Trading volume (mio.)	Number of trades
Tradegate	2024/07/16	22:26	6.444 EUR	0.00	1
Stuttgart	2024/07/16	10:32	6.312 EUR	0.00	4
Munich	2024/07/16	08:29	6.442 EUR	0.00	2
Frankfurt	2024/07/16	08:10	6.24 EUR	0.00	2
FINRA other OTC	2024/07/16	21:37	7.035 USD	0.00	2

Issues	16					
Duesseldorf	2024/07/ 16	19:30	6.29 EUR	0.00		7
Berlin	2024/07/ 16	08:08	6.322 EUR	0.00		3
Australian Securities Exchange	2024/07/ 16	08:10	10.35 AUD	19.67		4,588

## Company profile

### Company Logo



### Contact Details

AGL ENERGY LTD.

--

72 Christie Street - 2065 ST LEONARDS,  
NSW

Telefon: +61 (02) 9921 2999

Fax: +61 (02) 9921 2552

E-mail: -

### Company Profile

-

#### Members of Management Board

Graeme Hunt	Chairman of Managing Board
Christine Corbett	Member of Executive Committee
Damien Nicks	Member of Executive Committee
Elizabeth McNamara	Member of Executive Committee
Joanne Fox	Member of Executive Committee
John Chambers	Member of Executive Committee
John Fitzgerald	Member of Executive Committee
João Segorbe	Member of Executive Committee
Markus Brokhof	Member of Executive Committee

#### Board of directors

Patricia McKenzie	Chairman of Supervisory Board
Kerry Schott	Member of Supervisory Board
Christine Holman	Member of Supervisory Board
Graham Cockroft	Member of Supervisory Board
John Pollaers	Member of Supervisory Board
Mark Bloom	Member of Supervisory Board
Mark Twidell	Member of Supervisory Board
Miles George	Member of Supervisory Board
Vanessa Sullivan	Member of Supervisory Board