

## GRAND CITY PROPERTIES S.A.

ISIN: LU0775917882 WKN: A1JXCV

## Overview

2024/07/12 08:16:01

Price  
11.65 EURDifference  1.30% (0.15)

## General attributes

ISIN	LU0775917882
Symbol	GYC
Exchange	Hanover
Currency	EUR
Sector	Other
Security type	Stock
Market cap (m)	2,025 EUR
Benchmark	ATX AUSTRIAN TRADED INDEX

## Market data

Bid (Bid size)	-
Ask (Ask size)	-
Open	11.65 EUR
High	11.65 EUR
Low	11.65 EUR
Close (prev. day)	11.50 EUR
VWAP	-
Volume (pcs)	0
Trading volume	0.00
Number of trades	3
Last size	0

## Futures and Options




Related Futures	15
Related Options	-

5y



Information about previous performance does not guarantee future performance.  
Source: FactSet

## Recent research

on sector		on market	
Date		Headline	Download
2024/07/12		Global Equity Ratings	
2024/07/12		Aktienempfehlungen Global	
2024/07/09		Aktienempfehlungen Österreich	
2024/07/05		Equity Weekly	
2024/06/24		Aktienempfehlungen Österreich	

## Details

2024/07/12 08:16:01

## Price

11.65 EUR

Difference ▲ 1.30% (0.15)

## General attributes

ISIN	LU0775917882
Symbol	GYC
Exchange	Hanover
Currency	EUR
Sector	Other
Security type	Stock
Market cap (m)	2,025 EUR
Benchmark	ATX AUSTRIAN TRADED INDEX

## Market data

Bid (Bid size)	-
Ask (Ask size)	-
Open	11.65 EUR
High	11.65 EUR
Low	11.65 EUR
Close (prev. day)	11.50 EUR
VWAP	-
Volume (pcs)	0
Trading volume	0.00
Number of trades	3
Last size	0

## Performance and Risk

	6m	1y	3y
Perf (%)	+25.20%	+61.81%	-48.99%
Perf (abs.)	+2.35	+4.45	-11.19
Beta	0.83	1.08	0.69
Volatility	35.06	38.43	36.68

5y



Information about previous performance does not guarantee future performance.  
Source: FactSet

## Price data

Ø price 5 days   Ø volume 5 days (pcs.)	11.24 EUR (0)
Ø price 30 days   Ø volume 30 days (pcs.)	10.86 EUR (0)
Ø price 100 days   Ø volume 100 days (pcs.)	10.27 EUR (1)
Ø price 250 days   Ø volume 250 days (pcs.)	9.27 EUR (0)
YTD High   date	11.74 EUR (2024/05/23)
YTD Low   date	8.35 EUR (2024/02/14)
52 Weeks High   date	11.74 EUR (2024/05/23)
52 Weeks Low   date	7.14 EUR (2023/08/09)

## Arbitrage views

Exchange <span>⊕</span>	Date	Time	Price	Trading volume (mio.)	Number of trades
Xetra	2024/07/12	17:35	11.75 EUR	0.78	206
Vienna Stock Exchange	2024/07/12	17:32	11.74 EUR	0.00	4
Tradegate	2024/07/12	22:26	11.75 EUR	0.03	10
Stuttgart	2024/07/12	21:55	11.68 EUR	0.00	61
Munich	2024/07/12	08:00	11.64 EUR	0.00	2

	07/12						
London Stock Exchange European Trade Reporting	2024/ 07/12	17:30	11.61	EUR	0.00		2
Hanover	2024/ 07/12	08:16	11.65	EUR	0.00		3
Hamburg	2024/ 07/12	08:16	11.65	EUR	0.00		3
Frankfurt	2024/ 07/12	08:20	11.65	EUR	0.00		2
FINRA other OTC Issues	2024/ 06/03	15:30	12.30	USD	0.01		1
Duesseldorf	2024/ 07/12	19:32	11.65	EUR	0.00		7
Berlin	2024/ 07/12	08:01	11.65	EUR	0.00		3

## Company profile

### Company Logo



### Contact Details

GRAND CITY PROPERTIES SA

--

37, Boulevard Joseph II - 1840 Luxembourg

Telefon: +352-28-77-87-86

Fax: +

E-mail: [info@grandcity.lu](mailto:info@grandcity.lu)

### Company Profile

-

### Members of Management Board

Refael Zamir Chairman of Managing Board

Idan Hadad Member of Executive Committee

### Board of directors

Christian Windfuhr Chairman of Supervisory Board

Markus Leininger Member of Supervisory Board

Simone Runge-Brandner Member of Supervisory Board