

WILTON RESOURCES INC.

ISIN: **CA97263A1057** WKN: -

Overview

2024/07/16 19:09:37

Price
0.56 USD

Difference  -13.59% (-0.09)

General attributes

ISIN	CA97263A1057
Symbol	WIL
Exchange	FINRA other OTC Issues
Currency	USD
Sector	Energy / Commodities
Security type	Stock
Market cap (m)	38 EUR
Benchmark	S&P/TSX 60 INDEX

Market data

Bid (Bid size)	-
Ask (Ask size)	-
Open	0.56 USD
High	0.56 USD
Low	0.56 USD
Close (prev. day)	0.6481 USD
VWAP	0.56 USD
Volume (pcs)	7,200
Trading volume	4,032.00
Number of trades	5
Last size	3,200

Futures and Options




Related Futures	-
Related Options	-

5y



Information about previous performance does not guarantee future performance.
Source: FactSet

Recent research

on sector			
Date		Headline	Download
2024/07/26		Equity Weekly	
2024/07/24		Global Equity Ratings	
2024/07/24		Aktienempfehlungen Global	
2024/07/15		Aktienempfehlungen Global	
2024/07/12		Equity Weekly	

Details

2024/07/16 19:09:37

Price
0.56 USDDifference  -13.59% (-0.09)

General attributes

ISIN	CA97263A1057
Symbol	WIL
Exchange	FINRA other OTC Issues
Currency	USD
Sector	Energy / Commodities
Security type	Stock
Market cap (m)	38 EUR
Benchmark	S&P/TSX 60 INDEX

Market data

Bid (Bid size)	-
Ask (Ask size)	-
Open	0.56 USD
High	0.56 USD
Low	0.56 USD
Close (prev. day)	0.6481 USD
VWAP	0.56 USD
Volume (pcs)	7,200
Trading volume	4,032.00
Number of trades	5
Last size	3,200

Performance and Risk

	6m	1y	3y
Perf (%)	+17.18%	-0.69%	+100.00%
Perf (abs.)	+0.08	+0.00	+0.28
Beta	1.49	1.39	0.66
Volatility	120.90	230.44	167.85

5y



Information about previous performance does not guarantee future performance.
Source: FactSet

Price data

Ø price 5 days Ø volume 5 days (pcs.)	- USD (-)
Ø price 30 days Ø volume 30 days (pcs.)	0.63 USD (3,018)
Ø price 100 days Ø volume 100 days (pcs.)	0.59 USD (2,403)
Ø price 250 days Ø volume 250 days (pcs.)	0.52 USD (1,611)
YTD High date	0.86 USD (2024/05/13)
YTD Low date	0.33 USD (2024/03/25)
52 Weeks High date	0.86 USD (2024/05/13)
52 Weeks Low date	0.20 USD (2023/11/08)

All listings for WILTON RESOURCES INC.

Exchange 	Date	Time	Price	Trading volume (mio.)	Number of trades
TSX Venture Exchange	2024/07/26	15:30	0.78 CAD	0.00	2
FINRA other OTC Issues	2024/07/16	19:09	0.56 USD	0.00	5

Company profile

Company Logo

Contact Details

WILTON RESOURCES INC

--

Telefon: -

Fax: -

E-mail: -

Company Profile

-