

ABN AMRO BANK N.V. DR EACH REP SHS

ISIN: **NL0011540547** WKN: -

Overview

2024/07/26 08:10:45

Price
16.335 EUR

Difference  0.80% (0.13)

General attributes

ISIN	NL0011540547
Symbol	ABN
Exchange	Duesseldorf
Currency	EUR
Sector	Financial
Security type	Stock
Market cap (m)	14,217 EUR
Benchmark	AMSTERDAM EXCHANGES INDEX

Market data

Bid (Bid size)	-
Ask (Ask size)	-
Open	16.335 EUR
High	16.335 EUR
Low	16.335 EUR
Close (prev. day)	16.205 EUR
VWAP	-
Volume (pcs)	0
Trading volume	0.00
Number of trades	3
Last size	0

Futures and Options






Related Futures	24
Related Options	-

5y



Information about previous performance does not guarantee future performance.
Source: FactSet

Recent research

on sector		on market	
Date		Headline	Download
2024/07/24		Global Equity Ratings	
2024/07/24		Aktienempfehlungen Global	
2024/07/19		Equity Weekly	
2024/07/15		Aktienempfehlungen Global	
2024/07/12		Global Equity Ratings	

Details

2024/07/26 08:10:45

Price

16.335 EUR

Difference ▲ 0.80% (0.13)

General attributes

ISIN	NL0011540547
Symbol	ABN
Exchange	Duesseldorf
Currency	EUR
Sector	Financial
Security type	Stock
Market cap (m)	14,217 EUR
Benchmark	AMSTERDAM EXCHANGES INDEX

Market data

Bid (Bid size)	-
Ask (Ask size)	-
Open	16.335 EUR
High	16.335 EUR
Low	16.335 EUR
Close (prev. day)	16.205 EUR
VWAP	-
Volume (pcs)	0
Trading volume	0.00
Number of trades	3
Last size	0

Performance and Risk

	6m	1y	3y
Perf (%)	+19.98%	+8.18%	+67.02%
Perf (abs.)	+2.72	+1.24	+6.56
Beta	0.56	0.78	0.89
Volatility	24.52	24.97	32.83

5y



Information about previous performance does not guarantee future performance.
Source: FactSet

Price data

Ø price 5 days Ø volume 5 days (pcs.)	16.312 EUR (0)
Ø price 30 days Ø volume 30 days (pcs.)	15.704 EUR (13)
Ø price 100 days Ø volume 100 days (pcs.)	15.591 EUR (11)
Ø price 250 days Ø volume 250 days (pcs.)	14.244 EUR (21)
YTD High date	16.420 EUR (2024/07/19)
YTD Low date	12.975 EUR (2024/01/17)
52 Weeks High date	16.420 EUR (2024/07/19)
52 Weeks Low date	11.900 EUR (2023/11/09)

All listings for ABN AMRO BANK N.V. DR EACH REP SHS

Exchange	Date	Time	Price	Trading volume (mio.)	Number of trades
Vienna Stock Exchange	2024/07/26	15:30	16.415 EUR	0.00	4
Tradegate	2024/07/26	22:26	16.415 EUR	0.13	42
Stuttgart	2024/07/26	08:17	16.37 EUR	0.00	3
Munich	2024/07/26	08:19	16.47 EUR	0.00	2
London Stock Exchange	2024/	17:30	16.335 EUR	0.00	2

European Trade Reporting	07/26					
Frankfurt	2024/ 07/26	11:51	16.465 EUR	0.01		1
FINRA other OTC Issues	2024/ 07/24	17:27	17.31 USD	0.24		4
Euronext Amsterdam	2024/ 07/26	17:35	16.425 EUR	29.26		3,012
Duesseldorf	2024/ 07/26	08:10	16.335 EUR	0.00		3
Berlin	2024/ 07/26	08:52	16.35 EUR	0.00		3

Company profile

Company Logo



Contact Details

ABN AMRO BANK NV

--

Gustav Mahlerlaan 10 - 1082 PP Amsterdam

Telefon: +31-10-241-17-20

Fax: +

E-mail: -

Company Profile

-

Members of Management Board

Robert Swaak	Chairman of Managing Board
Annerie Vreugdenhil	Member of Executive Committee
Carsten Bittner	Member of Executive Committee
Choy van der Hooff-Cheong	Member of Executive Committee
Dan Dörner	Member of Executive Committee
Ferdinand Vaandrager	Member of Executive Committee
Tanja Cuppen	Member of Executive Committee

Board of directors

Tom de Swaan	Chairman of Supervisory Board
Arjen Dorland	Member of Supervisory Board
Femke de Vries	Member of Supervisory Board
Laetitia J. Griffith	Member of Supervisory Board
Mariken Tannemaat	Member of Supervisory Board
Michiel Lap	Member of Supervisory Board
Sarah Russell	Member of Supervisory Board