

NEMETSCHEK SE

ISIN: DE0006452907 WKN: 645290

Overview

2024/07/26 17:35:12

Price

86.40 EUR

Difference  0.41% (0.35)

General attributes

ISIN	DE0006452907
Symbol	NEM
Exchange	Xetra
Currency	EUR
Sector	Software
Security type	Stock
Market cap (m)	9,979 EUR
Benchmark	GERMANY DAX

Market data

Bid (Bid size)	-
Ask (Ask size)	-
Open	85.90 EUR
High	86.75 EUR
Low	85.10 EUR
Close (prev. day)	86.05 EUR
VWAP	86.23588 EUR
Volume (pcs)	63,254
Trading volume	5,454,764.45
Number of trades	706
Last size	40,155

Futures and Options

Related Futures	24
Related Options	-










5y



Information about previous performance does not guarantee future performance.

Source: FactSet

Recent research

	on sector	on market	
Date		Headline	Download
2024/07/26		Equity Weekly	
2024/07/24		Global Equity Ratings	
2024/07/24		Aktienempfehlungen Global	
2024/07/15		Aktienempfehlungen Global	
2024/07/12		Global Equity Ratings	

Details

2024/07/26 17:35:12

Price

86.40 EUR

Difference ▲ 0.41% (0.35)

General attributes

ISIN	DE0006452907
Symbol	NEM
Exchange	Xetra
Currency	EUR
Sector	Software
Security type	Stock
Market cap (m)	9,979 EUR
Benchmark	GERMANY DAX

Market data

Bid (Bid size)	-
Ask (Ask size)	-
Open	85.90 EUR
High	86.75 EUR
Low	85.10 EUR
Close (prev. day)	86.05 EUR
VWAP	86.23588 EUR
Volume (pcs)	63,254
Trading volume	5,454,764.45
Number of trades	706
Last size	40,155

Performance and Risk

	6m	1y	3y
Perf (%)	+3.28%	+34.71%	+19.57%
Perf (abs.)	+2.74	+22.26	+14.14
Beta	1.15	1.22	1.22
Volatility	31.44	30.32	40.86

5y



Information about previous performance does not guarantee future performance.
Source: FactSet

Price data

Ø price 5 days Ø volume 5 days (pcs.)	88.05 EUR (83,035)
Ø price 30 days Ø volume 30 days (pcs.)	91.25 EUR (94,524)
Ø price 100 days Ø volume 100 days (pcs.)	88.45 EUR (104,493)
Ø price 250 days Ø volume 250 days (pcs.)	79.03 EUR (106,917)
YTD High date	98.20 EUR (2024/06/06)
YTD Low date	72.82 EUR (2024/01/04)
52 Weeks High date	98.20 EUR (2024/06/06)
52 Weeks Low date	55.52 EUR (2023/09/26)

Arbitrage views

Exchange ⊕	Date	Time	Price	Trading volume (mio.)	Number of trades
Xetra	2024/07/26	17:35	86.40 EUR	5.45	706
Vienna Stock Exchange	2024/07/26	17:32	86.40 EUR	0.00	5
Tradegate	2024/07/26	22:26	86.80 EUR	0.09	35
Stuttgart	2024/07/26	21:45	86.55 EUR	0.01	64
SIX Swiss Exchange	2019/	17:36	59.00 CHF	0.00	1

	11/28					
Munich	2024/ 07/26	08:00	85.60 EUR	0.00		2
London Stock Exchange European Trade Reporting	2024/ 07/26	17:30	86.45 EUR	1.15		2
Hanover	2024/ 07/26	08:16	85.65 EUR	0.00		3
Hamburg	2024/ 07/26	15:54	86.10 EUR	0.00		2
Frankfurt	2024/ 07/26	16:07	86.10 EUR	0.01		2
FINRA other OTC Issues	2024/ 07/18	15:32	95.009 USD	0.49		2
Euronext Milan MTF Trading After Hours	2024/ 07/26	17:44	86.45 EUR	0.00		1
Euronext Milan MTF Global Equity Market	2024/ 07/26	17:44	86.45 EUR	0.00		1
Duesseldorf	2024/ 07/26	19:32	86.50 EUR	0.00		6
Berlin	2024/ 07/26	08:02	85.75 EUR	0.00		3

Company profile

Company Logo

NEMETSCHKE
GROUP

Contact Details

NEMETSCHKE SE

--

Konrad-Zuse-Platz 1 - 81829 München

Telefon: +49-89-540459-0

Fax: +

E-mail: contact@nemetschek.com

Company Profile

-

Members of Management Board

Yves Padrines Chairman of Managing Board

Louise Öfverström Member of Executive Committee

Board of directors

Kurt Dobitsch Chairman of Supervisory Board

Andreas Söffing Member of Supervisory Board

Gernot Strube Member of Supervisory Board

Christine Schöneweis Member of Supervisory Board

Georg Nemetschek Member of Supervisory Board

Iris Helke Member of Supervisory Board

William Krouch Member of Supervisory Board