

EMBLA MEDICAL HF

ISIN: IS0000000040 WKN: -

Overview

2024/02/23 15:30:00

Price
4.5001 USDDifference  -4.25% (-0.20)

General attributes

| | |
|----------------|------------------------------------|
| ISIN | IS0000000040 |
| Symbol | EMBLA |
| Exchange | FINRA other OTC Issues |
| Currency | USD |
| Sector | Chemical / Pharmaceutical / Health |
| Security type | Stock |
| Market cap (m) | 1,673 EUR |
| Benchmark | MSCI WORLD INDEX (STRD, UHD) |

Market data

| | |
|-------------------|------------|
| Bid (Bid size) | - |
| Ask (Ask size) | - |
| Open | 4.5001 USD |
| High | 4.5001 USD |
| Low | 4.5001 USD |
| Close (prev. day) | 4.70 USD |
| VWAP | 4.5001 USD |
| Volume (pcs) | 2,020 |
| Trading volume | 9,090.20 |
| Number of trades | 1 |
| Last size | 2,020 |

Futures and Options

| | |
|-----------------|---|
| Related Futures | - |
| Related Options | - |




5y



Information about previous performance does not guarantee future performance.
Source: FactSet

Recent research

on sector

| Date | Headline | Download |
|------------|---|---|
| 2024/04/15 |  Aktienempfehlungen Österreich |  |
| 2024/04/03 |  Global Equity Ratings |  |
| 2024/04/03 |  Aktienempfehlungen Global |  |
| 2024/04/03 |  Aktienempfehlungen Österreich |  |
| 2024/03/22 |  Equity Weekly |  |

Details

2024/02/23 15:30:00

Price
4.5001 USD

Difference ▼ -4.25% (-0.20)

General attributes

| | |
|----------------|------------------------------------|
| ISIN | IS0000000040 |
| Symbol | EMBLA |
| Exchange | FINRA other OTC Issues |
| Currency | USD |
| Sector | Chemical / Pharmaceutical / Health |
| Security type | Stock |
| Market cap (m) | 1,673 EUR |
| Benchmark | MSCI WORLD INDEX (STRD, UHD) |

Market data

| | |
|-------------------|------------|
| Bid (Bid size) | - |
| Ask (Ask size) | - |
| Open | 4.5001 USD |
| High | 4.5001 USD |
| Low | 4.5001 USD |
| Close (prev. day) | 4.70 USD |
| VWAP | 4.5001 USD |
| Volume (pcs) | 2,020 |
| Trading volume | 9,090.20 |
| Number of trades | 1 |
| Last size | 2,020 |

Performance and Risk

| | 6m | 1y | 3y |
|-------------|--------|-------|-------|
| Perf (%) | -1.74% | - | - |
| Perf (abs.) | -0.08 | - | - |
| Beta | 0.15 | 0.18 | 0.32 |
| Volatility | 38.89 | 43.24 | 48.59 |

5y



Information about previous performance does not guarantee future performance.
Source: FactSet

Price data

| | |
|---|-------------------------|
| Ø price 5 days Ø volume 5 days (pcs.) | - USD (-) |
| Ø price 30 days Ø volume 30 days (pcs.) | 4.4100 USD (4,247) |
| Ø price 100 days Ø volume 100 days (pcs.) | 4.2466 USD (1,467) |
| Ø price 250 days Ø volume 250 days (pcs.) | 4.4615 USD (614) |
| YTD High date | 4.7000 USD (2024/02/05) |
| YTD Low date | 4.1500 USD (2024/01/08) |
| 52 Weeks High date | 4.9700 USD (2023/07/07) |
| 52 Weeks Low date | 3.6300 USD (2023/10/27) |

Arbitrage views

| Exchange | Date | Time | Price | Trading volume (mio.) | Number of trades |
|------------------------|------------|-------|------------|-----------------------|------------------|
| Nasdaq Copenhagen | 2024/04/25 | 16:59 | 29.20 DKK | 0.39 | 65 |
| London Stock Exchange | 2024/01/26 | 17:40 | 29.25 DKK | 0.73 | 1 |
| FINRA other OTC Issues | 2024/02/23 | 15:30 | 4.5001 USD | 0.01 | 1 |

Company profile

Company Logo



Company Profile

-

Contact Details

EMBLA MEDICAL

--

Grjothals 5 110 Reykjavik

Telefon: +354 5151300

Fax: -

E-mail: -