


# NORWEGIAN KRONER / BRITISH POUND (NOK/GBP)

2024/07/26 23:28:36

**Price**  
**0.07043** GBP

1 NOK = 0.07043 GBP  
1 GBP = 14.1914 NOK

**Difference**  **-0.09%**  
**(-0.00)**

**General attributes**

Exchange rate -  
Exchange OTCD FX Premium  
Security type Currency

**Market data**

Open 0.07050 GBP  
High 0.07088 GBP  
Low 0.07043 GBP  
Close (prev. day) 0.07049 GBP

**Performance and Risk**

	6m	1y	3y
Perf (%)	-6.75%	-7.77%	-14.10%
Perf (abs.)	-0.01	-0.01	-0.01
Beta	-	-	-
Volatility	6.61	7.29	8.48

**Futures and Options**

Related Futures -  
Related Options -









5y

Information about previous performance does not guarantee future performance.  
Source: FactSet

**Price data**

Ø price 5 days   Ø volume 5 days (pcs.)	0.07040 GBP (0)
Ø price 30 days   Ø volume 30 days (pcs.)	0.07244 GBP (0)
Ø price 100 days   Ø volume 100 days (pcs.)	0.07333 GBP (0)
Ø price 250 days   Ø volume 250 days (pcs.)	0.07413 GBP (0)
YTD High   date	0.07742 GBP (2024/01/02)
YTD Low   date	0.06973 GBP (2024/07/25)
52 Weeks High   date	0.07765 GBP (2023/12/27)
52 Weeks Low   date	0.06973 GBP (2024/07/25)

**Recent research**

on market		
Date	Headline	Download
2024/07/25	 CEE Special Report   Can we work more for longer?	
2024/07/22	 CEE   Baltics   Economic performance further diver...	
2024/07/22	 Märkte preisen Trump noch nicht ein	
2024/07/22	 Will Hungarian central bank pause or continue with...	
2024/07/18	 Western Balkan and the EU - who is ready?	