

OMX NORDIC ALL SHARE (EUR)(TR)

ISIN: **SE0001775644** WKN: -

Overview

| | |
|---------------------------|---|
| 2024/05/31 17:35:08 | |
| Price | 452.9920 EUR |
| Difference | ▲ 0.89% (3.99) |
| General attributes | |
| ISIN | SE0001775644 |
| Symbol | - |
| Country | Sweden |
| Instruments in index | 669 |
| Type of index | - |
| Security type | Index |
| Market data | |
| Open | 449.1697 EUR |
| High | 453.5574 EUR |
| Low | 448.7773 EUR |
| Close (prev. day) | 449.0055 EUR |
| Trading volume (m) | - |
| Volume (pcs) | - |



Information about previous performance does not guarantee future performance.
Source: FactSet

Top 5

| Name | Price | + - (%) | Trend |
|---------------|-------|---------|--------------------------------------|
| XBRANE BIO... | 0.298 | +15.95 | ▲ |
| VICORE PHA... | 22.00 | +15.18 | ▲ |
| STOCKWIK F... | 21.70 | +14.94 | ▲ |
| HANSA BIOP... | 49.64 | +12.82 | ▲ |
| CANTARGIA ... | 4.80 | +11.84 | ▲ |

Intraday 1w 1m 6m 1y 3y

Flop 5

| Name | Price | + - (%) | Trend |
|---------------|--------|---------|------------------------------------|
| STILLFRONT... | 11.83 | -9.21 | ▼ |
| ATLANTIC P... | 2.60 | -8.45 | ▼ |
| RTX A/S | 100.50 | -7.80 | ▼ |
| EGETIS THE... | 8.08 | -7.23 | ▼ |
| MIDSONA AB... | 8.80 | -6.98 | ▼ |

Intraday 1w 1m 6m 1y 3y

Recent research

| on market | | | |
|------------|--|---------------------------|--------------------------|
| Date | | Headline | Download |
| 2024/05/29 | | Global Equity Ratings | Download |
| 2024/05/29 | | Aktienempfehlungen Global | Download |
| 2024/05/08 | | Marktkommentar | Download |
| 2024/04/26 | | Global Equity Ratings | Download |
| 2024/04/26 | | Aktienempfehlungen Global | Download |

Futures and Options

Related Futures -

Related Options -

Details

2024/05/31 17:35:08

Price

452.9920 EUR

Difference



0.89% (3.99)

General attributes

ISIN SE0001775644

Symbol -

Country Sweden

Security type Index

Instruments in index 669

Market data

Open 449.1697 EUR

High 453.5574 EUR

Low 448.7773 EUR

Close (prev. day) 449.0055 EUR

Trading volume (m) -

Volume (pcs) -

Performance and Risk

| | 6m | 1y | 3y |
|-------------|---------|---------|---------|
| Perf (%) | +20.83% | +24.20% | +18.86% |
| Perf (abs.) | +78.11 | +88.28 | +71.89 |
| Beta | - | - | - |
| Volatility | 11.47 | 13.06 | 18.26 |



Information about previous performance does not guarantee future performance.
Source: FactSet

Price data























| | |
|---|---------------------------|
| Ø price 5 days Ø volume 5 days (pcs.) | 450.7259 EUR (0) |
| Ø price 30 days Ø volume 30 days (pcs.) | 439.1070 EUR (0) |
| Ø price 100 days Ø volume 100 days (pcs.) | 423.7808 EUR (0) |
| Ø price 250 days Ø volume 250 days (pcs.) | 389.2060 EUR (0) |
| YTD High date | 455.4119 EUR (2024/05/23) |
| YTD Low date | 388.9164 EUR (2024/01/17) |
| 52 Weeks High date | 455.4119 EUR (2024/05/23) |
| 52 Weeks Low date | 337.8956 EUR (2023/10/26) |

Composition

| Name ISIN | Price | Diff % Diff +/- | Performance | Date Time | Turnover Pc. Turnover Money |
|--|-----------|--------------------|-------------|----------------------|--------------------------------|
| A.P. MOLLER-MAERSK A/S CL... DK0010244425 | 12,040.00 | -0.17% -20.00 | | 24/05/31 16:59:40 | 31,588 381,162,270.00 |
| A.P. MOLLER-MAERSK B DK0010244508 | 12,465.00 | -0.24% -30.00 | | 24/05/31 16:59:35 | 97,305 1,219,248,930.00 |
| AAK AB SE0011337708 | 294.40 | 1.59% 4.60 | █ | 24/05/31 17:29:31 | 829,469 243,855,424.20 |
| AALBORG BOLDSPILKLUB A/S DK0060868966 | 44.00 | 0.00% 0.00 | | 24/05/31 15:42:28 | 66 2,904.00 |
| ABB LTD CH0012221716 | 575.60 | -0.38% -2.20 | | 24/05/31 17:29:33 | 764,052 439,794,163.80 |
| ABLIVA AB SE0002575340 | 0.178 | 3.85% 0.01 | █ | 24/05/31 17:29:52 | 903,285 159,493.20 |
| ACADEMEDIA AB NPV SE0007897079 | 56.40 | 1.26% 0.70 | █ | 24/05/31 17:29:36 | 368,699 20,722,311.10 |
| ACRINOVA AB CLASS A SE0015660014 | 8.85 | 0.57% 0.05 | | 24/05/31 17:30:02 | 263 1,418.05 |
| ACRINOVA AB SER'B'NPV SE0015660030 | 8.60 | 3.61% 0.30 | █ | 24/05/31 17:29:38 | 2,872 23,946.48 |
| ACTIC GROUP AB NPV SE0009269467 | 4.52 | -1.74% -0.08 | | 24/05/31 17:05:03 | 9,644 43,500.86 |
| ACTIVE BIOTECH AB SE0001137985 | 0.56 | 4.09% 0.02 | █ | 24/05/31 17:29:47 | 634,800 357,537.49 |
| ADDLIFE AB SER. B SE0014401378 | 114.40 | 0.62% 0.70 | | 24/05/31 17:29:50 | 536,625 61,035,777.25 |
| ADDNODE GROUP AB SER. B SE0017885767 | 121.20 | 0.17% 0.20 | | 24/05/31 17:29:54 | 2,452,101 296,721,464.50 |
| ADDTECH AB SER. B SE0014781795 | 248.00 | 1.06% 2.60 | █ | 24/05/31 17:29:33 | 831,890 203,217,249.10 |
| AFARAK GROUP SE FI0009800098 | 0.314 | -1.88% -0.01 | | 24/05/31 17:29:51 | 170,444 53,726.89 |
| AFRICA OIL CORP CA00829Q1019 | 19.40 | -0.36% -0.07 | | 24/05/31 17:29:42 | 442,347 8,595,671.02 |
| AFRY AB SE0005999836 | 190.20 | 1.22% 2.30 | █ | 24/05/31 17:29:36 | 1,543,056 293,304,816.80 |
| AGAT EJENDOMME A/S DK0010258995 | 1.60 | 0.00% 0.00 | | 24/05/31 11:38:22 | 13,850 22,160.00 |
| AGF A/S CLASS B DK0010263722 | 0.62 | 0.00% 0.00 | | 24/05/31 15:42:52 | 27,970 17,183.80 |
| AKTIA BANK PLC FI4000058870 | 9.45 | 0.43% 0.04 | | 24/05/31 17:29:46 | 31,692 299,114.85 |
| ALANDSBANKEN ABP A FI0009000103 | 34.80 | 3.88% 1.30 | █ | 24/05/31 11:16:15 | 164 5,587.20 |
| ALFA LAVAL AB SE0000695876 | 485.20 | 0.60% 2.90 | | 24/05/31 17:29:46 | 1,479,144 717,059,572.15 |
| ALIMAK GROUP AB SE0007158910 | 113.60 | 0.89% 1.00 | █ | 24/05/31 17:29:33 | 106,825 12,101,454.40 |

| | | | | | |
|--|----------|-----------------|---|----------------------|-------------------------------|
| ALISA BANK PLC FI4000170915 | 0.197 | 1.55% 0.00 |  | 24/05/31 17:08:44 | 51,482 9,839.16 |
| ALK-ABELLÓ B A/S DK0061802139 | 152.60 | 1.60% 2.40 |  | 24/05/31 16:59:59 | 427,750 64,927,541.55 |
| ALLEIMA AB NPV SE0017615644 | 71.60 | 2.36% 1.65 |  | 24/05/31 17:29:45 | 699,785 49,826,996.67 |
| ALLIGATOR BIOSCIENCE NPV SE0000767188 | 1.078 | 10.11% 0.10 |  | 24/05/31 17:29:59 | 7,991,435 8,563,729.53 |
| ALM BRAND A/S DK0015250344 | 13.68 | 2.09% 0.28 |  | 24/05/31 16:59:33 | 4,406,002 59,656,248.63 |
| ALMA MEDIA CORPORATION FI0009013114 | 10.60 | -0.47% -0.05 |  | 24/05/31 17:20:19 | 2,731 28,930.95 |
| ALVOTECH SA CLASS A LU2458332611 | 1,885.00 | -0.26% -5.00 |  | 24/05/31 17:29:50 | 220,371 407,442,005.00 |
| AMAROQ MINERALS LTD. IS0000034569 | 126.00 | 0.80% 1.00 |  | 24/05/31 16:23:01 | 773,354 96,941,654.00 |
| AMBEA AB SE0009663826 | 72.85 | 1.75% 1.25 |  | 24/05/31 17:29:32 | 354,982 25,713,987.25 |
| AMBU A/S DK0060946788 | 131.40 | 3.46% 4.40 |  | 24/05/31 16:59:39 | 977,984 127,430,279.71 |
| ANNEHEM FASTIGHETER AB SE... SE0015221684 | 17.90 | 2.29% 0.40 |  | 24/05/31 17:29:30 | 9,088 156,130.45 |
| ANORA GROUP OYJ FI4000292438 | 4.655 | 1.75% 0.08 |  | 24/05/31 17:29:31 | 32,205 147,929.54 |
| ANOTO GROUP AB SE0010415281 | 0.1595 | 1.92% 0.00 |  | 24/05/31 16:38:07 | 87,789 13,541.74 |
| APETIT OYJ FI0009003503 | 13.90 | -0.36% -0.05 |  | 24/05/31 16:05:31 | 563 7,779.65 |
| AQ GROUP AB SE0022062196 | 144.20 | -1.58% -2.32 |  | 24/05/31 17:29:50 | 1,382,000 197,589,993.35 |
| AQUAPORIN A/S DKK1 DK0061555109 | 16.40 | 2.18% 0.35 |  | 24/05/31 16:40:49 | 33,642 542,809.60 |
| ARCTIC PAPER SA PLARTPR00012 | 61.50 | -2.92% -1.85 |  | 24/05/31 17:29:35 | 27,964 1,735,739.90 |
| ARION BANK HF IS0000028157 | 133.00 | 2.31% 3.00 |  | 24/05/31 17:29:47 | 4,819,165 635,127,168.00 |
| ARISE AB SE0002095604 | 49.05 | 1.98% 0.95 |  | 24/05/31 17:29:56 | 189,539 9,183,775.03 |
| ARJO AB SER'B'NPV SE0010468116 | 46.32 | 0.56% 0.26 |  | 24/05/31 17:29:39 | 861,056 39,775,947.62 |
| ARLA PLAST AB NPV SE0015810817 | 51.40 | -1.15% -0.60 |  | 24/05/31 17:29:34 | 9,107 471,058.40 |
| ASCELIA PHARMA AB NPV SE0010573113 | 10.52 | 1.54% 0.16 |  | 24/05/31 17:29:39 | 206,234 2,129,547.72 |
| ASETEK A/S DK0060477263 | 4.495 | 0.56% 0.03 |  | 24/05/31 16:59:30 | 94,174 422,111.70 |
| ASPO PLC FI0009008072 | 6.00 | 0.33% 0.02 |  | 24/05/31 17:29:36 | 7,845 47,058.58 |
| ASPOCOMP GROUP PLC FI0009008080 | 3.25 | -0.31% -0.01 |  | 24/05/31 16:44:21 | 211 554.65 |
| ASSA ABLOY AB SER. B SE0007100581 | 307.20 | 0.20% 0.60 |  | 24/05/31 17:29:37 | 3,518,117 1,080,384,187.45 |
| ASTRAZENECA PLC GB0009895292 | 1,643.00 | 1.08% 17.50 |  | 24/05/31 17:29:38 | 500,691 818,487,393.50 |
| ATLANTIC PETROLEUM P/F | 2.60 | -8.45% |  | 24/05/31 | 857 |

| | | | | | | |
|--|----------|--------|-------|--|----------------------|--------------------------------|
| FO000A0DN9X4 | | | -0.24 | | 14:09:24 | 2,348.34 |
| ATLAS COPCO AB SER. A SE0017486889 | 200.80 | 1.06% | 2.10 | | 24/05/31 17:29:42 | 11,517,020 2,310,705,229.03 |
| ATLAS COPCO AB SER. B SE0017486897 | 173.25 | 1.64% | 2.80 | | 24/05/31 17:29:55 | 6,664,830 1,153,551,878.29 |
| ATRIA PLC A FI0009006548 | 9.70 | -1.42% | -0.14 | | 24/05/31 17:23:50 | 9,913 93,224.48 |
| ATRIUM LJUNGBERG AB SER. ... SE0000191827 | 200.50 | 0.86% | 1.70 | | 24/05/31 17:29:53 | 404,989 81,121,282.20 |
| ATTENDO AB NPV SE0007666110 | 42.50 | -1.16% | -0.50 | | 24/05/31 17:29:41 | 419,966 17,842,953.14 |
| AUTOLIV INC. SDB SE0021309614 | 1,339.00 | -0.31% | -4.20 | | 24/05/31 17:29:41 | 66,356 88,838,630.00 |
| AVANZA BANK HOLDING AB SE0012454072 | 274.00 | -1.08% | -3.00 | | 24/05/31 17:29:46 | 522,321 142,454,763.50 |
| AXFOOD AB SE0006993770 | 278.70 | -0.71% | -2.00 | | 24/05/31 17:29:35 | 488,314 134,155,969.90 |
| B3 CONSULTING GROUP AB SE0008347660 | 79.00 | -1.00% | -0.80 | | 24/05/31 17:29:44 | 32,144 2,577,867.20 |
| BACTIGUARD HOLDING AB SER... SE0005878741 | 70.60 | 2.32% | 1.60 | | 24/05/31 17:16:32 | 4,145 292,414.20 |
| BALCO GROUP AB NPV SE0010323998 | 44.50 | 0.34% | 0.15 | | 24/05/31 17:29:49 | 13,722 620,387.70 |
| BANG & OLUFSEN A/S DK0010218429 | 10.40 | 1.17% | 0.12 | | 24/05/31 16:59:51 | 305,466 3,134,581.30 |
| BANK OF ÅLAND PLC B FI0009001127 | 33.80 | 1.20% | 0.40 | | 24/05/31 17:17:34 | 1,266 42,681.50 |
| BANKNORDIK P/F FO0000000088 | 151.50 | 0.00% | 0.00 | | 24/05/31 16:41:22 | 3,158 479,904.50 |
| BAVARIAN NORDIC A/S DK0015998017 | 184.85 | 4.14% | 7.35 | | 24/05/31 16:59:49 | 777,368 140,945,777.55 |
| BE GROUP AB SE0008321921 | 65.00 | -0.31% | -0.20 | | 24/05/31 17:29:34 | 14,334 922,859.20 |
| BEIJER ALMA AB SER. B SE0011090547 | 216.50 | 0.46% | 1.00 | | 24/05/31 17:29:56 | 20,993 4,540,661.50 |
| BEIJER REF AB SER. B SE0015949748 | 170.15 | 1.70% | 2.85 | | 24/05/31 17:29:42 | 7,530,306 1,279,017,867.84 |
| BERGMAN & BEVING AB SER. ... SE0000101362 | 270.00 | 3.25% | 8.50 | | 24/05/31 17:29:48 | 77,109 20,548,521.75 |
| BERNER INDUSTRIER AB SER.... SE0006143129 | 38.00 | 6.15% | 2.20 | | 24/05/31 17:29:30 | 27,198 1,008,021.60 |
| BETSSON AB SER. B SE0021626777 | 120.40 | 0.17% | 0.20 | | 24/05/31 17:29:35 | 652,012 78,160,033.30 |
| BETTER COLLECTIVE A/S EUR... DK0060952240 | 243.50 | -0.20% | -0.50 | | 24/05/31 17:29:43 | 221,091 53,241,166.00 |
| BETTER COLLECTIVE A/S EUR... DK0060952240 | 158.40 | -0.75% | -1.20 | | 24/05/31 16:59:38 | 129,285 20,247,235.70 |
| BHG GROUP AB SE0010948588 | 17.50 | 8.63% | 1.39 | | 24/05/31 17:29:50 | 2,825,842 50,781,734.91 |
| BICO GROUP AB SER. B SE0013647385 | 44.82 | -2.01% | -0.92 | | 24/05/31 17:29:59 | 192,587 8,635,556.60 |
| BILIA AB SER. A SE0009921588 | 148.40 | 0.00% | 0.00 | | 24/05/31 17:29:49 | 331,492 49,052,915.25 |
| BILLERUD AB SE0000862997 | 105.10 | -2.95% | -3.20 | | 24/05/31 17:29:37 | 1,673,319 176,154,691.70 |

| | | | | | |
|--|----------|-------------------|--|----------------------|-----------------------------|
| BIOARCTIC AB SER. B SE0010323311 | 242.60 | 7.35% 16.60 |  | 24/05/31 17:29:57 | 732,004 176,014,279.70 |
| BIOGAIA AB SER. B SE0017769995 | 127.80 | 2.90% 3.60 |  | 24/05/31 17:29:36 | 2,006,735 256,624,515.80 |
| BIOHIT OYJ B FI0009005482 | 1.92 | -3.27% -0.07 |  | 24/05/31 17:06:28 | 13,141 25,699.81 |
| BIOINVENT INTERNATIONAL A... SE0015244520 | 36.95 | 10.13% 3.40 |  | 24/05/31 17:29:30 | 357,281 12,801,413.95 |
| BIOPORTO A/S DK0011048619 | 1.67 | 3.09% 0.05 |  | 24/05/31 16:44:25 | 136,135 226,230.80 |
| BIOTAGE AB SE0000454746 | 185.40 | 5.70% 10.00 |  | 24/05/31 17:29:34 | 1,194,396 218,410,231.20 |
| BITTIUM OYJ FI0009007264 | 7.04 | 2.33% 0.16 |  | 24/05/31 17:29:31 | 27,798 193,472.08 |
| BJÖRN BORG AB SE0021921327 | 63.80 | 8.12% 4.79 |  | 24/05/31 17:29:58 | 148,089 9,188,112.39 |
| BOLIDEN AB SE0020050417 | 366.80 | 0.19% 0.70 |  | 24/05/31 17:29:32 | 2,340,366 857,793,083.65 |
| BONAVA AB SER'A'NPV SE0008091573 | 9.88 | 5.11% 0.48 |  | 24/05/31 17:29:38 | 617 5,834.70 |
| BONAVA AB SER'B'NPV SE0008091581 | 9.82 | 0.87% 0.09 |  | 24/05/31 17:29:56 | 283,532 2,764,992.28 |
| BONESUPPORT HOLDING AB SE0009858152 | 254.40 | 0.00% 0.00 |  | 24/05/31 17:29:47 | 1,243,855 316,511,519.20 |
| BONG AB SE0000396061 | 0.83 | -1.19% -0.01 |  | 24/05/31 16:39:19 | 23,331 19,488.79 |
| BOOZT AB SE0009888738 | 136.90 | -0.15% -0.20 |  | 24/05/31 17:29:32 | 941,894 129,047,134.45 |
| BOREO OYJ FI0009900724 | 19.95 | 0.76% 0.15 |  | 24/05/31 11:55:32 | 52 1,038.40 |
| BOULE DIAGNOSTICS AB SE0011231158 | 10.20 | 2.82% 0.28 |  | 24/05/31 17:29:53 | 116,190 1,158,114.52 |
| BRAVIDA HOLDING AB SE0007491303 | 82.85 | 0.98% 0.80 |  | 24/05/31 17:29:41 | 2,963,380 245,536,759.57 |
| BRD. KLEE B A/S DK0010129089 | 3,940.00 | -9.22% -400.00 |  | 24/05/27 14:03:24 | 1 3,940.00 |
| BRIM HF. IS0000000297 | 69.40 | 0.00% 0.00 |  | 24/05/31 17:29:42 | 2,392,949 166,475,793.40 |
| BRINOVA FASTIGHETER AB SE... SE0008347652 | 20.90 | -2.79% -0.60 |  | 24/05/31 17:29:47 | 55,959 1,182,993.50 |
| BROEDRENE A&O JOHANSEN PR... DK0061686714 | 72.50 | -0.28% -0.20 |  | 24/05/31 16:59:51 | 21,364 1,556,652.70 |
| BRØNDBYERNES IF FODBOLD A... DK0010247956 | 0.65 | -1.52% -0.01 |  | 24/05/31 16:30:21 | 338,216 221,282.39 |