

# OMX NORDIC ALL SHARE (EUR)(TR)

ISIN: **SE0001775644** WKN: -

## Overview

2024/05/23 17:35:08	
<b>Price</b>	<b>453.1307</b> EUR
<b>Difference</b>	<span style="color: green;">▲</span> 0.32% (1.46)
<b>General attributes</b>	
ISIN	SE0001775644
Symbol	-
Country	Sweden
Instruments in index	669
Type of index	-
Security type	Index
<b>Market data</b>	
Open	452.0365 EUR
High	455.4119 EUR
Low	452.0365 EUR
Close (prev. day)	451.6686 EUR
Trading volume (m)	-
Volume (pcs)	-



Information about previous performance does not guarantee future performance.  
Source: FactSet

### Top 5

Name	Price	+ - (%)	Trend
ACRINOVA A...	10.25	+26.86	<span style="color: green;">▲</span>
XBRANE BIO...	0.25	+11.11	<span style="color: green;">▲</span>
ORTIVUS AB...	4.98	+10.67	<span style="color: green;">▲</span>
MYSAFETY G...	8.80	+10.00	<span style="color: green;">▲</span>
WASTBYGG G...	48.80	+9.17	<span style="color: green;">▲</span>

Intraday 1w 1m 6m 1y 3y

### Flop 5

Name	Price	+ - (%)	Trend
FINGERPRIN...	0.31	-31.11	<span style="color: red;">▼</span>
SAS AB	0.042	-22.22	<span style="color: red;">▼</span>
EPISURF ME...	0.33	-10.69	<span style="color: red;">▼</span>
PRECISE BI...	1.94	-10.19	<span style="color: red;">▼</span>
STRAX AB	0.441	-10.00	<span style="color: red;">▼</span>

Intraday 1w 1m 6m 1y 3y

### Recent research

Date	Headline	Download
2024/05/08	Marktkommentar	
2024/04/26	Global Equity Ratings	
2024/04/26	Aktienempfehlungen Global	
2024/04/03	Global Equity Ratings	
2024/04/03	Aktienempfehlungen Global	

**Futures and Options**

**Related Futures** -

**Related Options** -

## Details

2024/05/23 17:35:08

Price

**453.1307** EUR

Difference ▲ 0.32% (1.46)

### General attributes

ISIN SE0001775644

Symbol -

Country Sweden

Security type Index

Instruments in index 669

### Market data

Open 452.0365 EUR

High 455.4119 EUR

Low 452.0365 EUR

Close (prev. day) 451.6686 EUR

Trading volume (m) -

Volume (pcs) -

### Performance and Risk

	6m	1y	3y
Perf (%)	+21.16%	+20.35%	+19.37%
Perf (abs.)	+79.14	+76.63	+73.53
Beta	-	-	-
Volatility	11.45	13.06	18.25



Information about previous performance does not guarantee future performance.  
Source: FactSet

### Price data













Ø price 5 days   Ø volume 5 days (pcs.)	450.8412 EUR (0)
Ø price 30 days   Ø volume 30 days (pcs.)	434.2775 EUR (0)
Ø price 100 days   Ø volume 100 days (pcs.)	420.7374 EUR (0)
Ø price 250 days   Ø volume 250 days (pcs.)	387.2179 EUR (0)
YTD High   date	455.4119 EUR (2024/05/23)
YTD Low   date	388.9164 EUR (2024/01/17)
52 Weeks High   date	455.4119 EUR (2024/05/23)
52 Weeks Low   date	337.8956 EUR (2023/10/26)

## Composition

Name  ISIN	Price	Diff %  Diff +/-	Performance 	Date Time	Turnover Pc.  Turnover Money 
A.P. MOLLER-MAERSK A/S CL... DK0010244425	11,100.00	1.09% 120.00		24/05/23 16:59:48	3,884 43,135,505.00
A.P. MOLLER-MAERSK B DK0010244508	11,515.00	1.81% 205.00		24/05/23 16:59:54	19,779 227,338,575.00
AAK AB SE0011337708	291.20	0.21% 0.60		24/05/23 17:29:41	134,735 39,208,332.00
AALBORG BOLDSPILKLUB A/S DK0060868966	44.40	0.45% 0.20		24/05/23 16:29:46	496 21,449.00
ABB LTD CH0012221716	575.00	1.99% 11.20		24/05/23 17:29:57	559,120 320,286,274.90
ABLIVA AB SE0002575340	0.1756	-4.04% -0.01		24/05/23 17:29:36	1,063,099 192,763.90
ACADEMEDIA AB NPV SE0007897079	55.00	-0.90% -0.50		24/05/23 17:29:40	58,598 3,223,468.00
ACRINOVA AB CLASS A SE0015660014	8.25	0.00% 0.00		24/05/23 17:29:59	1,831 15,125.85
ACRINOVA AB SER'B'NPV SE0015660030	10.25	26.86% 2.17		24/05/23 17:32:31	35,000 285,130.08
ACTIC GROUP AB NPV SE0009269467	4.58	1.55% 0.07		24/05/23 17:29:49	536 2,449.42
ACTIVE BIOTECH AB SE0001137985	0.48	-5.33% -0.03		24/05/23 17:29:47	491,344 238,466.18
ADDLIFE AB SER. B SE0014401378	113.20	0.00% 0.00		24/05/23 17:29:30	52,368 5,896,399.80
ADDNODE GROUP AB SER. B SE0017885767	123.90	2.91% 3.50		24/05/23 17:29:57	56,601 6,990,161.05
ADDTECH AB SER. B SE0014781795	259.80	-0.23% -0.60		24/05/23 17:29:51	124,846 32,493,798.20
AFARAK GROUP SE FI0009800098	0.31	-1.90% -0.01		24/05/23 17:29:40	135,697 42,299.48
AFRICA OIL CORP CA00829Q1019	19.10	0.21% 0.04		24/05/23 17:29:33	411,109 7,825,254.02
AFRY AB SE0005999836	188.90	0.75% 1.40		24/05/23 17:29:36	129,049 24,249,237.10
AGAT EJENDOMME A/S DK0010258995	1.62	0.62% 0.01		24/05/23 16:40:46	83,662 135,595.62
AGF A/S CLASS B DK0010263722	0.62	-0.64% -0.00		24/05/23 15:49:20	175,509 106,079.99
AKTIA BANK PLC FI4000058870	9.46	-0.73% -0.07		24/05/23 17:29:54	45,108 427,135.46
ALANDSBANKEN ABP A FI0009000103	33.90	-0.29% -0.10		24/05/23 12:34:01	64 2,181.60
ALFA LAVAL AB SE0000695876	492.90	0.80% 3.90		24/05/23 17:29:31	412,071 202,902,543.00
ALIMAK GROUP AB SE0007158910	116.20	1.04% 1.20		24/05/23 17:29:46	28,364 3,290,491.60

ALISA BANK PLC FI4000170915	0.198	2.59% 0.01		24/05/23 17:24:18	33,292 6,540.13
ALK-ABELLÓ B A/S DK0061802139	155.00	-2.08% -3.30		24/05/23 16:59:37	183,548 28,606,673.75
ALLEIMA AB NPV SE0017615644	70.70	0.21% 0.15		24/05/23 17:29:56	412,180 29,264,747.65
ALLIGATOR BIOSCIENCE NPV SE0000767188	0.896	2.17% 0.02		24/05/23 17:29:50	760,100 672,553.30
ALM BRAND A/S DK0015250344	13.07	-0.23% -0.03		24/05/23 16:59:45	934,217 12,189,948.63
ALMA MEDIA CORPORATION FI0009013114	10.60	0.00% 0.00		24/05/23 17:29:30	2,707 28,343.75
ALVOTECH SA CLASS A LU2458332611	1,875.00	-3.60% -70.00		24/05/23 17:24:49	126,840 242,394,225.00
AMAROQ MINERALS LTD. IS0000034569	128.50	0.39% 0.50		24/05/23 15:17:40	323,932 41,598,201.00
AMBEA AB SE0009663826	67.15	1.82% 1.20		24/05/23 17:29:54	9,161,885 590,618,861.31
AMBU A/S DK0060946788	128.40	-0.27% -0.35		24/05/23 16:59:44	424,557 54,644,498.43
ANNEHEM FASTIGHETER AB SE... SE0015221684	17.65	0.28% 0.05		24/05/23 17:29:47	21,572 375,413.15
ANORA GROUP OYJ FI4000292438	4.60	-0.65% -0.03		24/05/23 17:29:51	56,468 261,370.11
ANOTO GROUP AB SE0010415281	0.1595	2.90% 0.00		24/05/23 17:29:44	113,905 17,949.80
APETIT OYJ FI0009003503	13.95	0.36% 0.05		24/05/23 16:26:55	1,135 15,715.10
AQ GROUP AB SE0022062196	144.00	1.10% 1.56		24/05/23 17:29:33	79,474 11,531,200.57
AQUAPORIN A/S DKK1 DK0061555109	15.80	1.61% 0.25		24/05/23 16:43:36	67,259 1,067,421.00
ARCTIC PAPER SA PLARTPR00012	59.05	-0.08% -0.05		24/05/23 17:29:48	12,071 720,865.40
ARION BANK HF IS0000028157	135.00	-1.82% -2.50		24/05/23 17:22:14	4,713,254 648,733,765.00
ARISE AB SE0002095604	42.75	-3.50% -1.55		24/05/23 17:29:54	66,685 2,882,783.00
ARJO AB SER'B'NPV SE0010468116	46.22	-2.08% -0.98		24/05/23 17:29:49	197,411 9,198,288.38
ARLA PLAST AB NPV SE0015810817	49.80	1.22% 0.60		24/05/23 17:29:59	4,512 222,778.10
ASCELIA PHARMA AB NPV SE0010573113	9.22	-0.11% -0.01		24/05/23 17:24:38	103,145 950,238.44
ASETEK A/S DK0060477263	4.24	3.04% 0.13		24/05/23 16:59:48	116,078 482,634.16
ASPO PLC FI0009008072	5.90	-0.67% -0.04		24/05/23 17:29:46	11,195 66,572.86
ASPocomp GROUP PLC FI0009008080	3.25	0.62% 0.02		24/05/23 16:58:40	3,902 12,540.95
ASSA ABLOY AB SER. B SE0007100581	313.30	0.64% 2.00		24/05/23 17:29:39	1,408,885 441,066,388.00
ASTRAZENECA PLC GB0009895292	1,695.00	0.71% 12.00		24/05/23 17:29:48	206,380 349,090,248.50
ATLANTIC PETROLEUM P/F	2.77	0.36%		24/05/23	17,065

FO000A0DN9X4		0.01		13:36:10	47,449.35
ATLAS COPCO AB SER. A SE0017486889	205.50	1.08% 2.20	█	24/05/23 17:29:39	3,800,837 780,517,307.95
ATLAS COPCO AB SER. B SE0017486897	177.85	1.14% 2.00	█	24/05/23 17:29:57	1,758,154 312,337,886.96
ATRIA PLC A FI0009006548	9.76	0.21% 0.02		24/05/23 16:59:21	2,500 24,324.92
ATRIUM LJUNGBERG AB SER. ... SE0000191827	205.00	-3.76% -8.00		24/05/23 17:29:44	43,654 8,995,619.50
ATTENDO AB NPV SE0007666110	41.80	1.09% 0.45	█	24/05/23 17:29:53	267,743 11,093,148.43
AUTOLIV INC. SDB SE0021309614	1,342.00	-0.12% -1.60		24/05/23 17:29:58	59,556 79,896,115.80
AVANZA BANK HOLDING AB SE0012454072	276.10	1.47% 4.00	█	24/05/23 17:29:37	313,602 86,529,635.25
AXFOOD AB SE0006993770	284.20	-0.21% -0.60		24/05/23 17:29:53	114,022 32,429,608.80
B3 CONSULTING GROUP AB SE0008347660	76.00	-0.39% -0.30		24/05/23 17:29:31	8,499 638,924.80
BACTIGUARD HOLDING AB SER... SE0005878741	69.40	2.66% 1.80	█	24/05/23 17:29:53	780 52,853.80
BALCO GROUP AB NPV SE0010323998	46.00	0.00% 0.00		24/05/23 17:29:31	7,093 324,789.70
BANG & OLUFSEN A/S DK0010218429	10.28	1.18% 0.12	█	24/05/23 16:59:37	158,163 1,641,584.70
BANK OF ÅLAND PLC B FI0009001127	33.40	-0.60% -0.20		24/05/23 17:21:53	842 27,927.90
BANKNORDIK P/F FO0000000088	151.50	1.00% 1.50	█	24/05/23 16:53:54	897 120,693.50
BAVARIAN NORDIC A/S DK0015998017	177.65	-0.28% -0.50		24/05/23 16:59:56	339,425 60,679,004.04
BE GROUP AB SE0008321921	63.20	-4.24% -2.80		24/05/23 17:29:37	11,717 760,951.80
BEIJER ALMA AB SER. B SE0011090547	220.00	2.33% 5.00	█	24/05/23 17:29:32	27,497 6,043,598.00
BEIJER REF AB SER. B SE0015949748	169.50	0.83% 1.40	█	24/05/23 17:29:53	466,736 78,615,018.55
BERGMAN & BEVING AB SER. ... SE0000101362	274.50	-1.26% -3.50		24/05/23 17:29:41	18,328 5,082,749.00
BERNER INDUSTRIER SE0006143129	34.90	1.45% 0.50	█	24/05/23 17:29:58	20,565 706,949.70
BETSSON AB SER. B SE0021626777	121.40	1.17% 1.40	█	24/05/23 17:29:56	445,192 53,851,420.90
BETTER COLLECTIVE A/S EUR... DK0060952240	247.50	-1.98% -5.00		24/05/23 17:29:32	337,605 84,118,202.50
BETTER COLLECTIVE A/S EUR... DK0060952240	160.00	-3.03% -5.00		24/05/23 16:59:45	207,372 33,431,032.60
BHG GROUP AB SE0010948588	16.63	0.30% 0.05		24/05/23 17:29:30	299,470 5,037,890.66
BICO GROUP AB SER. B SE0013647385	44.64	1.36% 0.60	█	24/05/23 17:29:37	99,992 4,474,245.32
BILIA AB SER. A SE0009921588	148.80	0.27% 0.40		24/05/23 17:29:53	81,657 12,291,469.20
BILLERUD AB SE0000862997	110.00	-1.87% -2.10		24/05/23 17:29:57	713,021 78,886,730.35

BIOARCTIC AB SER. B SE0010323311	233.40	4.66% 10.40		24/05/23 17:29:39	105,112 24,691,474.00
BIOGAIA AB SER. B SE0017769995	128.00	0.71% 0.90		24/05/23 17:29:51	147,096 18,725,117.50
BIOHIT OYJ B FI0009005482	2.00	1.52% 0.03		24/05/23 17:07:04	4,391 8,718.72
BIOINVENT INTERNATIONAL A... SE0015244520	31.80	6.00% 1.80		24/05/23 17:29:50	228,714 7,063,258.35
BIOPORTO A/S DK0011048619	1.76	1.03% 0.02		24/05/23 16:51:21	640,078 1,129,310.82
BIOTAGE AB SE0000454746	179.80	0.33% 0.60		24/05/23 17:29:54	57,534 10,296,617.40
BITTIUM OYJ FI0009007264	7.14	0.56% 0.04		24/05/23 17:29:42	22,539 161,453.04
BJÖRN BORG AB SE0020050805	56.20	0.00% 0.00		24/05/23 17:29:58	39,163 2,170,504.80
BOLIDEN AB SE0020050417	367.30	-0.89% -3.30		24/05/23 17:29:53	787,117 289,939,331.60
BONAVA AB SER'A'NPV SE0008091573	9.46	0.21% 0.02		24/05/23 17:29:42	85 418.52
BONAVA AB SER'B'NPV SE0008091581	9.40	-0.21% -0.02		24/05/23 17:29:37	524,592 4,953,464.92
BONESUPPORT HOLDING AB SE0009858152	253.20	-1.40% -3.60		24/05/23 17:29:59	55,259 14,099,242.40
BONG AB SE0000396061	0.86	3.37% 0.03		24/05/23 17:29:36	247,918 204,063.39
BOOZT AB SE0009888738	138.20	-1.07% -1.50		24/05/23 17:29:52	93,289 12,962,302.45
BOREO OYJ FI0009900724	20.20	1.51% 0.30		24/05/23 17:17:21	320 6,407.10
BOULE DIAGNOSTICS AB SE0011231158	10.05	0.50% 0.05		24/05/23 17:29:50	31,563 321,604.29
BRAVIDA HOLDING AB SE0007491303	82.25	-1.14% -0.95		24/05/23 17:29:32	261,322 21,591,208.50
BRD. KLEE B A/S DK0010129089	4,340.00	0.00% 0.00		24/05/22 16:24:06	2 8,680.00
BRIM HF. IS0000000297	75.00	0.00% 0.00		24/05/23 17:29:36	943,659 71,268,088.00
BRINOVA FASTIGHETER AB SE... SE0008347652	21.00	-1.87% -0.40		24/05/23 17:29:59	10,980 231,011.20
BROEDRENE A&O JOHANSEN PR... DK0061686714	76.00	3.68% 2.70		24/05/23 16:59:33	141,186 10,663,507.00
BRØNDBYERNES IF FODBOLD A... DK0010247956	0.868	-0.69% -0.01		24/05/23 16:59:34	1,310,957 1,151,646.66