

OMX NORDIC ALL SHARE (EUR)(TR)

ISIN: **SE0001775644** WKN: -

Overview

2024/05/10 17:35:05	
Price	440.9182 EUR
Difference	▲ 1.05% (4.60)
General attributes	
ISIN	SE0001775644
Symbol	-
Country	Sweden
Instruments in index	669
Type of index	-
Security type	Index
Market data	
Open	438.5092 EUR
High	441.7082 EUR
Low	438.5092 EUR
Close (prev. day)	436.3224 EUR
Trading volume (m)	-
Volume (pcs)	-



Information about previous performance does not guarantee future performance.
Source: FactSet

Top 5

Name	Price	+ - (%)	Trend
CATELLA AB...	30.80	+23.20	▲
XBRANE BIO...	0.2295	+20.54	▲
ONCOPEPTID...	3.34	+14.97	▲
IRLAB THER...	13.05	+13.48	▲
SEAFIRE AB...	6.38	+11.93	▲

Intraday 1w 1m 6m 1y 3y

Flop 5

Name	Price	+ - (%)	Trend
OSCAR PROP...	0.1416	-28.56	▼
PHARMA EQU...	0.189	-19.23	▼
FINGERPRIN...	0.4808	-10.88	▼
ISOFOL MED...	0.658	-9.24	▼
GETINGE AB...	211.90	-8.86	▼

Intraday 1w 1m 6m 1y 3y

Recent research

Date	Headline	Download
2024/05/08	🇩🇪 Marktkommentar	Download
2024/04/26	🇬🇧 Global Equity Ratings	Download
2024/04/26	🇩🇪 Aktienempfehlungen Global	Download
2024/04/03	🇬🇧 Global Equity Ratings	Download
2024/04/03	🇩🇪 Aktienempfehlungen Global	Download

Futures and Options

Related Futures -

Related Options -

Details

2024/05/10 17:35:05

Price

440.9182 EUR

Difference



1.05% (4.60)

General attributes

ISIN SE0001775644

Symbol -

Country Sweden

Security type Index

Instruments in index 669

Market data

Open 438.5092 EUR

High 441.7082 EUR

Low 438.5092 EUR

Close (prev. day) 436.3224 EUR

Trading volume (m) -

Volume (pcs) -

Performance and Risk

	6m	1y	3y
Perf (%)	+24.03%	+17.08%	+16.57%
Perf (abs.)	+85.42	+64.31	+62.68
Beta	-	-	-
Volatility	12.04	13.38	18.32



Information about previous performance does not guarantee future performance.

Source: FactSet





Price data

Ø price 5 days Ø volume 5 days (pcs.)	436.0747 EUR (0)
Ø price 30 days Ø volume 30 days (pcs.)	428.7943 EUR (0)
Ø price 100 days Ø volume 100 days (pcs.)	416.6141 EUR (0)
Ø price 250 days Ø volume 250 days (pcs.)	384.6013 EUR (0)
YTD High date	441.7082 EUR (2024/05/10)
YTD Low date	388.9164 EUR (2024/01/17)
52 Weeks High date	441.7082 EUR (2024/05/10)
52 Weeks Low date	337.8956 EUR (2023/10/26)

Composition

Name ISIN	Price	Diff % Diff +/-	Performance	Date Time	Turnover Pc. Turnover Money
A.P. MOLLER-MAERSK A/S CL... DK0010244425	10,160.00	2.11% 210.00		24/05/08 16:59:52	6,362 63,984,135.00
A.P. MOLLER-MAERSK B DK0010244508	10,435.00	2.86% 290.00		24/05/08 16:59:41	24,703 254,651,015.00
AAK AB SE0011337708	292.60	0.76% 2.20		24/05/10 17:29:42	441,034 128,591,012.40
AALBORG BOLDSPILKLUB A/S DK0060868966	48.80	2.09% 1.00		24/05/08 16:10:19	124 6,002.40
ABB LTD CH0012221716	562.80	1.22% 6.80		24/05/10 17:29:53	506,181 283,847,442.10
ABLIVA AB SE0002575340	0.19	-0.94% -0.00		24/05/10 17:29:51	1,402,478 266,158.71
ACADEMEDIA AB NPV SE0007897079	55.90	1.82% 1.00		24/05/10 17:29:58	111,947 6,212,381.60
ACRINOVA AB CLASS A SE0015660014	8.55	0.00% 0.00		24/05/10 17:30:03	1,983 16,951.05
ACRINOVA AB SER'B'NPV SE0015660030	8.44	-3.21% -0.28		24/05/10 16:25:15	18,286 160,270.74
ACTIC GROUP AB NPV SE0009269467	4.50	-2.39% -0.11		24/05/10 17:29:51	11,186 51,323.92
ACTIVE BIOTECH AB SE0001137985	0.514	-3.02% -0.02		24/05/10 17:10:09	634,733 320,656.88
ADDLIFE AB SER. B SE0014401378	108.20	0.74% 0.80		24/05/10 17:29:39	84,915 9,113,726.40
ADDNODE GROUP AB SER. B SE0017885767	115.00	0.88% 1.00		24/05/10 17:29:34	114,124 13,061,174.60
ADDTECH AB SER. B SE0014781795	242.80	1.93% 4.60		24/05/10 17:29:47	167,667 40,240,045.50
AFARAK GROUP SE FI0009800098	0.353	-0.70% -0.00		24/05/10 17:29:57	147,393 51,669.19
AFRICA OIL CORP CA00829Q1019	19.45	0.10% 0.02		24/05/10 17:29:41	868,998 16,948,744.77
AFRY AB SE0005999836	185.80	1.70% 3.10		24/05/10 17:29:38	140,825 25,789,974.90
AGAT EJENDOMME A/S DK0010258995	1.65	1.23% 0.02		24/05/08 16:50:47	21,040 33,756.85
AGF A/S CLASS B DK0010263722	0.664	3.43% 0.02		24/05/08 16:25:54	223,846 129,398.09
AKTIA BANK PLC FI4000058870	9.70	1.25% 0.12		24/05/10 17:29:35	50,451 490,527.89
ALANDSBANKEN ABP A FI0009000103	34.00	0.89% 0.30		24/05/10 16:49:37	1,482 49,816.30
ALFA LAVAL AB SE0000695876	486.80	1.88% 9.00		24/05/10 17:29:51	686,880 333,795,131.50
ALIMAK GROUP AB SE0007158910	110.40	2.99% 3.20		24/05/10 17:29:45	58,657 6,396,343.20

ALISA BANK PLC FI4000170915	0.197	0.25% 0.00		24/05/10 17:29:42	109,242 21,748.29
ALK-ABELLÓ B A/S DK0061802139	153.30	-0.13% -0.20		24/05/08 16:59:44	281,316 43,014,339.40
ALLEIMA AB NPV SE0017615644	64.75	0.54% 0.35		24/05/10 17:29:45	496,850 32,421,979.16
ALLIGATOR BIOSCIENCE NPV SE0000767188	0.777	-7.94% -0.07		24/05/10 17:20:42	1,917,432 1,507,910.42
ALM BRAND A/S DK0015250344	13.31	0.45% 0.06		24/05/08 16:59:49	1,420,583 18,791,291.89
ALMA MEDIA CORPORATION FI0009013114	10.10	1.00% 0.10		24/05/10 17:29:32	8,885 88,601.83
ALVOTECH SA CLASS A LU2458332611	1,870.00	0.00% 0.00		24/05/10 17:29:53	122,143 228,138,215.00
AMAROQ MINERALS LTD. IS0000034569	124.50	-0.80% -1.00		24/05/10 14:48:37	10,600 1,325,500.00
AMBEA AB SE0009663826	69.50	2.28% 1.55		24/05/10 17:29:35	397,516 27,750,815.45
AMBU A/S DK0060946788	119.55	-0.46% -0.55		24/05/08 16:59:42	312,593 37,238,248.35
ANNEHEM FASTIGHETER AB SE... SE0015221684	17.60	1.15% 0.20		24/05/10 17:20:35	14,524 256,024.70
ANORA GROUP OYJ FI4000292438	4.61	0.11% 0.01		24/05/10 17:29:47	54,771 253,999.95
ANOTO GROUP AB SE0010415281	0.1595	5.63% 0.01		24/05/10 17:29:51	196,753 30,777.45
APETIT OYJ FI0009003503	14.05	1.08% 0.15		24/05/10 16:33:03	2,184 30,445.75
AQ GROUP AB NPV SE0000772956	689.00	3.45% 23.00		24/05/10 17:29:47	18,327 12,575,730.50
AQUAPORIN A/S DKK1 DK0061555109	13.30	-6.67% -0.95		24/05/08 16:43:34	13,271 182,659.70
ARCTIC PAPER SA PLARTPR00012	59.65	1.10% 0.65		24/05/10 17:29:38	48,678 2,921,719.65
ARION BANK HF IS0000028157	135.00	-0.74% -1.00		24/05/10 17:23:08	2,847,303 382,448,917.00
ARISE AB SE0002095604	40.90	-1.56% -0.65		24/05/10 17:29:32	47,886 1,974,542.25
ARJO AB SER'B'NPV SE0010468116	47.00	2.66% 1.22		24/05/10 17:29:41	454,363 21,210,897.68
ARLA PLAST AB NPV SE0015810817	45.80	0.00% 0.00		24/05/10 17:29:43	9,056 416,003.20
ASCELIA PHARMA AB NPV SE0010573113	10.28	-2.65% -0.28		24/05/10 17:29:30	157,383 1,629,641.76
ASETEK A/S DK0060477263	4.09	0.37% 0.02		24/05/08 16:59:31	303,907 1,238,627.09
ASPO PLC FI0009008072	5.90	0.68% 0.04		24/05/10 17:29:48	8,664 51,322.28
ASPOCOMP GROUP PLC FI0009008080	3.20	1.59% 0.05		24/05/10 16:30:21	2,874 9,230.46
ASSA ABLOY AB SER. B SE0007100581	315.40	2.84% 8.70		24/05/10 17:29:55	2,441,462 769,730,492.75
ASTRAZENECA PLC GB0009895292	1,679.50	0.27% 4.50		24/05/10 17:29:48	161,665 270,927,622.75
ATLANTIC PETROLEUM P/F	2.67	6.37%		24/05/08	9,587

FO000A0DN9X4		0.16		14:09:55	24,135.29
ATLAS COPCO AB SER. A SE0017486889	202.50	1.38% 2.75		24/05/10 17:29:57	3,614,908 730,840,155.30
ATLAS COPCO AB SER. B SE0017486897	175.70	1.27% 2.20		24/05/10 17:29:46	1,352,595 236,829,611.91
ATRIA PLC A FI0009006548	9.62	0.21% 0.02		24/05/10 17:29:43	5,692 54,579.06
ATRIUM LJUNGBERG AB SER. ... SE0000191827	206.00	-0.24% -0.50		24/05/10 17:29:41	38,826 8,002,878.00
ATTENDO AB NPV SE0007666110	45.60	5.31% 2.30		24/05/10 17:29:40	342,334 15,482,619.31
AUTOLIV INC. SDB SE0021309614	1,351.20	0.46% 6.20		24/05/10 17:29:33	99,826 134,558,755.30
AVANZA BANK HOLDING AB SE0012454072	251.80	2.27% 5.60		24/05/10 17:29:33	317,362 79,431,509.15
AXFOOD AB SE0006993770	295.50	0.51% 1.50		24/05/10 17:29:41	303,088 89,152,287.90
B3 CONSULTING GROUP AB SE0008347660	72.80	2.68% 1.90		24/05/10 17:29:58	269,335 19,213,493.90
BACTIGUARD HOLDING AB SER... SE0005878741	69.00	-3.90% -2.80		24/05/10 17:09:10	4,611 315,285.80
BALCO GROUP AB NPV SE0010323998	42.65	-0.12% -0.05		24/05/10 17:29:55	24,299 1,047,538.35
BANG & OLUFSEN A/S DK0010218429	10.14	1.20% 0.12		24/05/08 16:59:35	79,551 799,529.52
BANK OF ÅLAND PLC B FI0009001127	33.40	-0.60% -0.20		24/05/10 17:29:34	1,277 42,627.20
BANKNORDIK P/F FO0000000088	148.50	-0.67% -1.00		24/05/08 16:59:51	4,761 710,818.00
BAVARIAN NORDIC A/S DK0015998017	162.90	0.25% 0.40		24/05/08 16:59:56	1,800,883 282,812,028.57
BE GROUP AB SE0008321921	61.30	-1.45% -0.90		24/05/10 17:29:59	15,906 989,054.60
BEIJER ALMA AB SER. B SE0011090547	209.00	3.21% 6.50		24/05/10 17:29:32	17,890 3,701,962.00
BEIJER REF AB SER. B SE0015949748	168.45	4.43% 7.15		24/05/10 17:29:53	651,587 109,388,543.99
BERGMAN & BEVING AB SER. ... SE0000101362	244.00	4.95% 11.50		24/05/10 17:29:53	29,238 7,008,878.00
BETSSON AB SER. B SE0020845014	127.90	0.31% 0.40		24/05/10 17:29:39	449,420 57,903,085.15
BETTER COLLECTIVE A/S EUR... DK0060952240	285.50	-0.35% -1.00		24/05/10 17:29:56	40,414 11,534,408.50
BETTER COLLECTIVE A/S EUR... DK0060952240	185.80	1.64% 3.00		24/05/08 16:48:02	13,697 2,508,438.60
BHG GROUP AB SE0010948588	16.12	-0.56% -0.09		24/05/10 17:29:33	847,594 13,726,518.57
BICO GROUP AB SER. B SE0013647385	43.82	11.44% 4.50		24/05/10 17:29:47	727,333 31,858,919.49
BILIA AB SER. A SE0009921588	145.20	1.97% 2.80		24/05/10 17:29:34	92,090 13,350,092.65
BILLERUD AB SE0000862997	93.70	1.57% 1.45		24/05/10 17:29:32	504,507 46,854,026.72
BIOARCTIC AB SER. B SE0010323311	203.00	4.10% 8.00		24/05/10 17:29:59	102,990 20,628,866.50

BIOGAIA AB SER. B SE0017769995	124.80	-0.16% -0.20		24/05/10 17:29:45	286,558 35,646,449.40
BIOHIT OYJ B FI0009005482	2.00	-0.50% -0.01		24/05/10 17:09:39	15,612 30,947.39
BIOINVENT INTERNATIONAL A... SE0015244520	25.10	-3.83% -1.00		24/05/10 17:29:52	49,183 1,270,748.00
BIOPORTO A/S DK0011048619	1.628	11.35% 0.17	█	24/05/08 16:59:46	4,358,338 7,072,276.11
BIOTAGE AB SE0000454746	170.00	-0.87% -1.50		24/05/10 17:29:47	79,220 13,473,872.20
BITTIUM OYJ FI0009007264	6.28	-1.57% -0.10		24/05/10 17:29:54	38,746 246,716.66
BJÖRN BORG AB SE0020050805	51.60	2.58% 1.30	█	24/05/10 17:29:49	17,254 866,864.50
BOLIDEN AB SE0020050417	369.30	3.59% 12.80	█	24/05/10 17:29:55	1,268,427 467,366,703.95
BONAVA AB SER'A'NPV SE0008091573	9.94	2.05% 0.20	█	24/05/10 17:29:55	926 8,775.58
BONAVA AB SER'B'NPV SE0008091581	9.90	2.38% 0.23	█	24/05/10 17:29:37	598,024 5,989,576.25
BONESUPPORT HOLDING AB SE0009858152	231.00	0.00% 0.00		24/05/10 17:29:56	101,177 23,264,532.40
BONG AB SE0000396061	0.84	0.00% 0.00		24/05/10 16:15:55	7,021 5,925.93
BOOZT AB SE0009888738	131.20	-0.68% -0.90		24/05/10 17:29:32	51,113 6,730,606.85
BOREO OYJ FI0009900724	21.30	0.00% 0.00		24/05/10 17:22:43	286 5,874.60
BOULE DIAGNOSTICS AB SE0011231158	9.68	-3.20% -0.32		24/05/10 17:29:43	22,561 216,415.52
BRAVIDA HOLDING AB SE0007491303	80.75	4.67% 3.60	█	24/05/10 17:29:39	763,189 60,871,971.36
BRD. KLEE B A/S DK0010129089	3,900.00	-2.01% -80.00		24/05/02 14:44:29	7 27,400.00
BRIM HF. IS0000000297	77.80	1.04% 0.80	█	24/05/10 17:19:05	149,200 11,531,560.00
BRINOVA FASTIGHETER AB SE... SE0008347652	21.00	2.44% 0.50	█	24/05/10 17:29:50	14,826 305,703.50
BROEDRENE A&O JOHANSEN PR... DK0061686714	70.20	-0.57% -0.40		24/05/08 16:59:56	47,133 3,314,977.80
BRØNDBYERNES IF FODBOLD A... DK0010247956	0.712	-1.39% -0.01		24/05/08 16:53:04	190,503 136,208.77
BTS GROUP AB SER. B SE0000805426	323.00	-0.62% -2.00		24/05/10 17:29:32	5,042 1,615,365.00