

OMX NORDIC ALL SHARE (EUR)(TR)

ISIN: **SE0001775644** WKN: -

Overview

2024/05/03 17:35:09	
Price	427.2956 EUR
Difference	▲ 0.19% (0.81)
General attributes	
ISIN	SE0001775644
Symbol	-
Country	Sweden
Instruments in index	669
Type of index	-
Security type	Index
Market data	
Open	425.8302 EUR
High	428.6785 EUR
Low	422.8895 EUR
Close (prev. day)	426.4872 EUR
Trading volume (m)	-
Volume (pcs)	-



Information about previous performance does not guarantee future performance.
Source: FactSet

Top 5

Name	Price	+ - (%)	Trend
KARNOV GRO...	86.00	+30.90	▲
HEXATRONIX...	38.65	+18.56	▲
HOIST FINA...	58.60	+17.67	▲
ORTIVUS AB...	4.84	+16.91	▲
VIAPLAY GR...	1.60	+16.79	▲

Intraday | 1w | 1m | 6m | 1y | 3y

Flop 5

Name	Price	+ - (%)	Trend
ANOTO GROU...	0.1655	-15.13	▼
K2A KNAUST...	7.70	-11.49	▼
SIVERS SEM...	5.91	-10.05	▼
SCANDINAVI...	102.00	-9.57	▼
INSTALCO A...	35.52	-9.20	▼

Intraday | 1w | 1m | 6m | 1y | 3y

Recent research

Date	Headline	Download
2024/04/26	Global Equity Ratings	Download
2024/04/26	Aktienempfehlungen Global	Download
2024/04/03	Global Equity Ratings	Download
2024/04/03	Aktienempfehlungen Global	Download
2024/03/26	Global Strategy 2Q 2024	Download

Futures and Options

Related Futures -

Related Options -

Details

2024/05/03 17:35:09

Price

427.2956 EUR

Difference ▲ 0.19% (0.81)

General attributes

ISIN SE0001775644

Symbol -

Country Sweden

Security type Index

Instruments in index 669

Market data

Open 425.8302 EUR

High 428.6785 EUR

Low 422.8895 EUR

Close (prev. day) 426.4872 EUR

Trading volume (m) -

Volume (pcs) -

Performance and Risk

	6m	1y	3y
Perf (%)	+20.65%	+13.75%	+14.14%
Perf (abs.)	+73.13	+51.64	+52.93
Beta	-	-	-
Volatility	11.94	13.34	18.40















Information about previous performance does not guarantee future performance.
Source: FactSet

Price data




















Ø price 5 days Ø volume 5 days (pcs.)	428.8826 EUR (0)
Ø price 30 days Ø volume 30 days (pcs.)	428.7305 EUR (0)
Ø price 100 days Ø volume 100 days (pcs.)	414.3059 EUR (0)
Ø price 250 days Ø volume 250 days (pcs.)	383.6644 EUR (0)
YTD High date	437.3366 EUR (2024/03/14)
YTD Low date	388.9164 EUR (2024/01/17)
52 Weeks High date	437.3366 EUR (2024/03/14)
52 Weeks Low date	337.8956 EUR (2023/10/26)

Composition

Name ISIN	Price	Diff % Diff +/-	Performance	Date Time	Turnover Pc. Turnover Money
A.P. MOLLER-MAERSK A/S CL... DK0010244425	9,410.00	-1.10% -105.00		24/05/03 16:59:38	4,908 46,541,485.00
A.P. MOLLER-MAERSK B DK0010244508	9,562.00	-1.03% -100.00		24/05/03 16:59:30	22,958 220,988,342.00
AAK AB SE0011337708	284.40	-0.14% -0.40		24/05/03 17:29:43	372,591 106,032,917.70
AALBORG BOLDSPILKLUB A/S DK0060868966	47.60	1.71% 0.80	█	24/05/03 16:40:36	1,380 65,835.00
ABB LTD CH0012221716	537.80	0.00% 0.00		24/05/03 17:29:49	370,048 198,342,514.00
ABLIVA AB SE0002575340	0.1674	-1.99% -0.00		24/05/03 17:16:29	600,733 100,660.83
ACADEMEDIA AB NPV SE0007897079	55.40	9.06% 4.60	█	24/05/03 17:29:48	553,767 29,958,858.80
ACRINOVA AB CLASS A SE0015660014	8.15	0.00% 0.00		24/05/03 17:29:39	678 5,345.05
ACRINOVA AB SER'B'NPV SE0015660030	7.94	6.15% 0.46	█	24/05/03 17:29:39	64,586 510,083.80
ACTIC GROUP AB NPV SE0009269467	4.64	0.65% 0.03	█	24/05/03 17:24:45	20,456 94,951.12
ACTIVE BIOTECH AB SE0001137985	0.54	-1.46% -0.01		24/05/03 17:29:58	112,203 61,311.58
ADDLIFE AB SER. B SE0014401378	102.00	2.00% 2.00	█	24/05/03 17:29:59	97,401 9,884,050.50
ADDNODE GROUP AB SER. B SE0017885767	114.70	0.53% 0.60	█	24/05/03 17:29:57	63,239 7,239,513.15
ADDTECH AB SER. B SE0014781795	232.80	1.84% 4.20	█	24/05/03 17:29:58	146,759 33,481,134.40
AFARAK GROUP SE FI0009800098	0.348	2.81% 0.01	█	24/05/03 17:29:34	25,481 7,654.84
AFRICA OIL CORP CA00829Q1019	19.40	-0.56% -0.11		24/05/03 17:29:51	517,622 10,054,756.58
AFRY AB SE0005999836	175.90	0.51% 0.90	█	24/05/03 17:29:55	124,987 22,029,857.40
AGAT EJENDOMME A/S DK0010258995	1.64	0.61% 0.01	█	24/05/03 15:03:54	14,597 23,979.96
AGF A/S CLASS B DK0010263722	0.65	1.88% 0.01	█	24/05/03 15:24:01	480,711 309,139.80
AKTIA BANK PLC FI4000058870	9.48	-0.94% -0.09		24/05/03 17:29:39	52,812 502,415.20
ALANDSBANKEN ABP A FI0009000103	33.40	2.14% 0.70	█	24/05/03 17:01:36	1,114 37,168.00
ALFA LAVAL AB SE0000695876	470.00	0.21% 1.00	█	24/05/03 17:29:31	506,726 238,153,404.65
ALIMAK GROUP AB SE0007158910	8.74	2.46% 0.21	█	24/05/03 19:30:07	- -

ALISA BANK PLC FI4000170915	0.1955	0.26% 0.00		24/05/03 17:29:47	107,454 21,683.63
ALK-ABELLÓ B A/S DK0061802139	148.80	13.59% 17.80		24/05/03 16:59:44	1,918,631 288,461,263.75
ALLEIMA AB NPV SE0017615644	66.05	-2.37% -1.60		24/05/03 17:29:46	338,957 22,444,852.45
ALLIGATOR BIOSCIENCE NPV SE0000767188	0.917	0.77% 0.01		24/05/03 17:29:42	446,324 404,054.63
ALM BRAND A/S DK0015250344	13.05	-0.61% -0.08		24/05/03 16:59:48	2,087,796 27,260,149.38
ALMA MEDIA CORPORATION FI0009013114	9.80	0.00% 0.00		24/05/03 17:29:53	6,531 63,930.14
ALVOTECH SA CLASS A LU2458332611	2,010.00	-1.47% -30.00		24/05/03 17:23:59	503,301 962,670,460.00
AMAROQ MINERALS LTD. IS0000034569	130.00	-1.52% -2.00		24/05/03 15:58:13	435,423 56,825,106.00
AMBEA AB SE0009663826	64.85	3.84% 2.40		24/05/03 17:29:40	791,007 51,153,833.46
AMBU A/S DK0060946788	116.65	3.23% 3.65		24/05/03 16:59:45	562,237 65,174,806.65
ANNEHEM FASTIGHETER AB SE... SE0015221684	16.85	0.00% 0.00		24/05/03 17:29:36	43,396 726,091.45
ANORA GROUP OYJ FI4000292438	5.06	0.20% 0.01		24/05/03 17:29:39	18,853 95,363.44
ANOTO GROUP AB SE0010415281	0.1655	-15.13% -0.03		24/05/03 17:29:53	2,750,272 458,031.67
APETIT OYJ FI0009003503	14.00	-1.41% -0.20		24/05/03 17:29:44	274 3,879.35
AQ GROUP AB NPV SE0000772956	642.00	1.10% 7.00		24/05/03 17:29:53	10,419 6,624,430.50
AQUAPORIN A/S DKK1 DK0061555109	14.75	0.34% 0.05		24/05/03 16:59:32	6,038 82,901.65
ARCTIC PAPER SA PLARTPR00012	56.30	1.08% 0.60		24/05/03 17:29:49	11,743 661,432.70
ARION BANK HF IS0000028157	138.50	-2.12% -3.00		24/05/03 17:17:36	6,936,759 975,643,294.00
ARISE AB SE0002095604	38.90	1.04% 0.40		24/05/03 17:29:56	18,640 716,173.50
ARJO AB SER'B'NPV SE0010468116	3.954	-0.15% -0.01		24/05/03 22:26:42	470 1,848.04
ARLA PLAST AB NPV SE0015810817	3.92	1.29% 0.05		24/05/03 19:32:20	- -
ASCELIA PHARMA AB NPV SE0010573113	11.76	-4.70% -0.58		24/05/03 17:29:55	1,458,962 17,694,585.56
ASETEK A/S DK0060477263	4.21	0.24% 0.01		24/05/03 16:59:30	121,821 511,561.78
ASPO PLC FI0009008072	5.98	0.67% 0.04		24/05/03 17:29:54	6,484 38,570.56
ASPOCOMP GROUP PLC FI0009008080	3.14	0.64% 0.02		24/05/03 14:47:11	960 3,043.98
ASSA ABLOY AB SER. B SE0007100581	298.10	1.26% 3.70		24/05/03 17:29:51	1,596,695 475,050,929.65
ASTRAZENECA PLC GB0009895292	1,634.00	-1.21% -20.00		24/05/03 17:29:51	230,936 378,988,371.75
ATLANTIC PETROLEUM P/F	2.54	-0.78% -		24/05/03	2,124

FO000A0DN9X4		-0.02		11:49:42	5,373.96
ATLAS COPCO AB SER. A SE0017486889	196.05	1.53% 2.95	█	24/05/03 17:29:45	4,580,956 897,006,138.54
ATLAS COPCO AB SER. B SE0017486897	169.25	2.36% 3.90	█	24/05/03 17:29:41	1,929,748 325,298,797.00
ATRIA PLC A FI0009006548	9.38	0.64% 0.06	█	24/05/03 17:29:43	9,997 93,522.80
ATRIUM LJUNGBERG AB SER. ... SE0000191827	199.80	1.22% 2.40	█	24/05/03 17:29:35	54,222 10,713,953.00
ATTENDO AB NPV SE0007666110	43.45	-0.46% -0.20		24/05/03 17:29:54	423,192 18,426,680.54
AUTOLIV INC. SDB SE0021309614	1,321.40	-0.44% -5.80		24/05/03 17:29:52	73,720 97,300,792.00
AVANZA BANK HOLDING AB SE0012454072	246.00	1.32% 3.20	█	24/05/03 17:29:59	201,988 49,566,110.70
AXFOOD AB SE0006993770	287.30	1.63% 4.60	█	24/05/03 17:29:39	160,381 45,921,362.90
B3 CONSULTING GROUP AB SE0008347660	70.40	2.03% 1.40	█	24/05/03 17:29:59	9,608 673,928.00
BACTIGUARD HOLDING AB SER... SE0005878741	72.00	0.28% 0.20		24/05/03 17:29:58	108,423 7,823,266.60
BALCO GROUP AB NPV SE0010323998	40.45	-0.12% -0.05		24/05/03 17:29:30	16,079 649,685.45
BANG & OLUFSEN A/S DK0010218429	9.86	3.68% 0.35	█	24/05/03 16:59:46	185,460 1,806,509.84
BANK OF ÅLAND PLC B FI0009001127	33.00	0.30% 0.10		24/05/03 17:29:32	1,733 57,401.20
BANKNORDIK P/F FO0000000088	149.00	-3.25% -5.00		24/05/03 16:59:36	30,866 4,654,204.50
BAVARIAN NORDIC A/S DK0015998017	155.60	2.44% 3.70	█	24/05/03 16:59:36	534,032 83,206,990.40
BE GROUP AB SE0008321921	61.20	5.70% 3.30	█	24/05/03 17:29:41	54,674 3,223,259.10
BEIJER ALMA AB SER. B SE0011090547	205.00	-1.44% -3.00		24/05/03 17:29:53	43,694 8,920,487.75
BEIJER REF AB SER. B SE0015949748	154.75	1.58% 2.40	█	24/05/03 17:29:31	324,096 50,030,714.89
BERGMAN & BEVING AB SER. ... SE0000101362	230.00	2.00% 4.50	█	24/05/03 17:29:32	11,707 2,667,514.50
BETSSON AB SER. B SE0020845014	125.20	1.62% 2.00	█	24/05/03 17:29:43	400,288 49,444,632.00
BETTER COLLECTIVE A/S EUR... DK0060952240	297.00	2.95% 8.50	█	24/05/03 17:29:57	78,590 23,308,097.17
BETTER COLLECTIVE A/S EUR... DK0060952240	189.80	2.48% 4.60	█	24/05/03 16:59:38	54,559 10,364,674.32
BHG GROUP AB SE0010948588	14.62	5.71% 0.79	█	24/05/03 17:29:35	671,529 9,701,317.57
BICO GROUP AB SER. B SE0013647385	46.36	-2.32% -1.10		24/05/03 17:29:54	124,158 5,824,863.08
BILIA AB SER. A SE0009921588	138.90	1.24% 1.70	█	24/05/03 17:29:58	53,982 7,477,160.80
BILLERUD AB SE0000862997	91.05	-0.92% -0.85		24/05/03 17:29:59	1,072,620 97,742,497.65
BIOARCTIC AB SER. B SE0010323311	193.60	-0.72% -1.40		24/05/03 17:29:44	55,278 10,756,441.50

BIOGAIA AB SER. B SE0017769995	114.10	0.80% 0.90		24/05/03 17:29:50	73,464 8,384,846.20
BIOHIT OYJ B FI0009005482	2.00	0.76% 0.02		24/05/03 17:29:52	4,170 8,374.34
BIOINVENT INTERNATIONAL A... SE0015244520	26.95	2.28% 0.60		24/05/03 17:29:52	80,527 2,144,805.28
BIOPORTO A/S DK0011048619	1.322	2.01% 0.03		24/05/03 16:50:58	490,860 647,092.68
BIOTAGE AB SE0000454746	170.00	1.55% 2.60		24/05/03 17:29:54	58,433 9,867,244.30
BITTIUM OYJ FI0009007264	6.08	0.00% 0.00		24/05/03 17:29:58	12,670 77,240.02
BJÖRN BORG AB SE0020050805	48.70	1.99% 0.95		24/05/03 17:29:44	33,868 1,637,455.90
BOLIDEN AB SE0020050417	355.00	0.45% 1.60		24/05/03 17:29:52	1,213,990 430,124,338.90
BONAVA AB SER'A'NPV SE0008091573	9.84	1.44% 0.14		24/05/03 17:29:39	1,531 14,799.16
BONAVA AB SER'B'NPV SE0008091581	9.97	4.34% 0.42		24/05/03 17:29:40	610,401 5,973,971.16
BONESUPPORT HOLDING AB SE0009858152	228.80	-0.17% -0.40		24/05/03 17:29:59	127,258 28,889,776.20
BONG AB SE0000396061	0.844	-1.63% -0.01		24/05/03 17:14:13	99,548 79,911.58
BOOZT AB SE0009888738	128.50	4.90% 6.00		24/05/03 17:29:36	104,346 13,267,745.70
BOREO OYJ FI0009900724	20.60	-4.19% -0.90		24/05/03 14:39:24	336 6,843.90
BOULE DIAGNOSTICS AB SE0011231158	10.00	0.00% 0.00		24/05/03 17:29:58	13,187 126,885.85
BRAVIDA HOLDING AB SE0007491303	75.50	-0.92% -0.70		24/05/03 17:29:38	702,828 48,629,737.59
BRD. KLEE B A/S DK0010129089	3,900.00	-2.01% -80.00		24/05/02 14:44:29	7 27,400.00
BRIM HF. IS0000000297	77.00	-0.39% -0.30		24/05/03 13:38:54	62,500 4,812,500.00
BRINOVA FASTIGHETER AB SE... SE0008347652	19.20	1.32% 0.25		24/05/03 16:54:14	136,489 2,656,127.85
BROEDRENE A&O JOHANSEN PR... DK0061686714	70.00	0.14% 0.10		24/05/03 16:59:59	24,588 1,724,112.30
BRØNDBYERNES IF FODBOLD A... DK0010247956	0.76	0.00% 0.00		24/05/03 16:52:17	296,727 223,226.63
BTS GROUP AB SER. B SE0000805426	330.00	-5.17% -18.00		24/05/03 17:29:55	18,304 5,968,827.00