

# OMX NORDIC ALL SHARE (EUR)(TR)

ISIN: **SE0001775644** WKN: -

## Overview

2024/05/01 17:35:06	
<b>Price</b>	<b>429.9534</b> EUR
<b>Difference</b>	<span style="color: red;">▼</span> -0.18% (-0.78)
<b>General attributes</b>	
ISIN	SE0001775644
Symbol	-
Country	Sweden
Instruments in index	668
Type of index	-
Security type	Index
<b>Market data</b>	
Open	428.7547 EUR
High	430.1521 EUR
Low	427.1970 EUR
Close (prev. day)	430.7337 EUR
Trading volume (m)	-
Volume (pcs)	-



Information about previous performance does not guarantee future performance.  
Source: FactSet

### Top 5

Name	Price	+ - (%)	Trend
CARGOTEC O...	74.00	+16.35	▲
OPTOMED OY...	5.00	+13.64	▲
FASTATOR A...	0.896	+11.86	▲
LIME TECHN...	352.00	+10.00	▲
RESURS HOL...	16.60	+8.71	▲

Intraday 1w 1m 6m 1y 3y

### Flop 5

Name	Price	+ - (%)	Trend
KH GROUP O...	0.70	-13.37	▼
Q-LINEA AB...	2.595	-10.82	▼
BOREO OYJ	20.70	-10.00	▼
ORIOLA OYJ...	0.895	-9.96	▼
SOTKAMO SI...	0.1288	-9.93	▼

Intraday 1w 1m 6m 1y 3y

### Recent research

on market			
Date		Headline	Download
2024/04/26		Global Equity Ratings	Download
2024/04/26		Aktienempfehlungen Global	Download
2024/04/03		Global Equity Ratings	Download
2024/04/03		Aktienempfehlungen Global	Download
2024/03/26		Global Strategy 2Q 2024	Download

**Futures and Options**

**Related Futures** -

**Related Options** -

## Details

2024/05/01 17:35:06

Price

**429.9534** EURDifference  -0.18% (-0.78)

### General attributes

ISIN SE0001775644

Symbol -

Country Sweden

Security type Index

Instruments in index 668

### Market data

Open 428.7547 EUR

High 430.1521 EUR

Low 427.1970 EUR

Close (prev. day) 430.7337 EUR

Trading volume (m) -

Volume (pcs) -

### Performance and Risk

	6m	1y	3y
Perf (%)	+24.50%	+13.39%	+15.65%
Perf (abs.)	+84.61	+50.78	+58.18
Beta	-	-	-
Volatility	11.87	13.32	18.44




Information about previous performance does not guarantee future performance.  
Source: FactSet

### Price data























Ø price 5 days   Ø volume 5 days (pcs.)	427.7291 EUR (0)
Ø price 30 days   Ø volume 30 days (pcs.)	428.9309 EUR (0)
Ø price 100 days   Ø volume 100 days (pcs.)	413.4157 EUR (0)
Ø price 250 days   Ø volume 250 days (pcs.)	383.2864 EUR (0)
YTD High   date	437.3366 EUR (2024/03/14)
YTD Low   date	388.9164 EUR (2024/01/17)
52 Weeks High   date	437.3366 EUR (2024/03/14)
52 Weeks Low   date	337.8956 EUR (2023/10/26)

## Composition

Name  ISIN	Price	Diff %  Diff +/-	Performance 	Date Time	Turnover Pc.  Turnover Money 
A.P. MOLLER-MAERSK A/S CL... DK0010244425	9,900.00	-0.60% -60.00		24/05/01 16:59:41	5,352 52,940,945.00
A.P. MOLLER-MAERSK B DK0010244508	10,105.00	-0.83% -85.00		24/05/01 16:59:36	19,243 194,226,476.00
AAK AB SE0011337708	284.60	0.99% 2.80		24/04/30 12:59:50	332,646 94,221,251.10
AALBORG BOLDSPILKLUB A/S DK0060868966	46.80	0.00% 0.00		24/05/01 14:07:55	16 608.40
ABB LTD CH0012221716	544.20	0.15% 0.80		24/04/30 12:59:39	277,918 150,827,874.30
ABLIVA AB SE0002575340	0.172	1.18% 0.00		24/04/30 12:54:46	470,176 81,279.97
ACADEMEDIA AB NPV SE0007897079	50.60	0.20% 0.10		24/04/30 12:59:53	86,557 4,373,172.60
ACRINOVA AB CLASS A SE0015660014	8.15	0.00% 0.00		24/04/30 12:59:38	25 203.75
ACRINOVA AB SER'B'NPV SE0015660030	7.88	1.29% 0.10		24/04/30 12:10:38	76 598.88
ACTIC GROUP AB NPV SE0009269467	4.61	2.44% 0.11		24/04/30 12:51:14	8,617 41,495.87
ACTIVE BIOTECH AB SE0001137985	0.56	1.82% 0.01		24/04/30 12:59:51	34,909 19,378.07
ADDLIFE AB SER. B SE0014401378	102.60	0.20% 0.20		24/04/30 12:59:37	38,562 3,928,266.00
ADDNODE GROUP AB SER. B SE0017885767	114.60	-0.17% -0.20		24/04/30 12:59:51	58,679 6,660,860.90
ADDTECH AB SER. B SE0014781795	232.80	1.93% 4.40		24/04/30 12:59:59	216,420 50,238,630.90
AFARAK GROUP SE FI0009800098	0.347	-0.29% -0.00		24/04/30 17:02:48	73,197 24,759.71
AFRICA OIL CORP CA00829Q1019	20.22	0.90% 0.18		24/04/30 12:59:40	295,352 5,956,321.35
AFRY AB SE0005999836	175.40	2.04% 3.50		24/04/30 12:59:43	176,267 30,665,903.80
AGAT EJENDOMME A/S DK0010258995	1.63	0.00% 0.00		24/05/01 13:01:25	1,608 2,132.04
AGF A/S CLASS B DK0010263722	0.63	0.00% 0.00		24/05/01 16:39:26	70,404 44,351.34
AKTIA BANK PLC FI4000058870	9.56	5.75% 0.52		24/04/30 17:29:41	230,885 2,189,550.68
ALANDSBANKEN ABP A FI0009000103	33.10	-2.07% -0.70		24/04/30 16:11:35	412 13,900.40
ALFA LAVAL AB SE0000695876	473.60	-0.55% -2.60		24/04/30 12:59:31	669,966 316,062,498.80
ALIMAK GROUP AB SE0007158910	102.60	-1.35% -1.40		24/04/30 12:59:38	42,120 4,321,490.80

ALISA BANK PLC FI4000170915	0.194	-3.48% -0.01		24/04/30 17:29:34	53,560 10,705.47
ALK-ABELLÓ B A/S DK0061802139	131.20	0.54% 0.70		24/05/01 16:59:51	50,726 6,579,913.70
ALLEIMA AB NPV SE0017615644	69.00	-1.85% -1.30		24/04/30 12:59:32	381,650 26,613,381.35
ALLIGATOR BIOSCIENCE NPV SE0000767188	0.90	-2.70% -0.03		24/04/30 12:59:49	413,942 370,675.19
ALM BRAND A/S DK0015250344	12.10	-0.41% -0.05		24/05/01 16:59:51	688,173 8,337,129.27
ALMA MEDIA CORPORATION FI0009013114	9.90	2.06% 0.20		24/04/30 17:29:49	1,360 13,316.26
ALVOTECH SA CLASS A LU2458332611	2,080.00	2.97% 60.00		24/04/30 17:15:43	582,783 1,206,229,610.00
AMAROQ MINERALS LTD. IS0000034569	133.00	0.76% 1.00		24/04/30 15:49:56	640,165 84,488,658.00
AMBEA AB SE0009663826	63.45	0.40% 0.25		24/04/30 12:59:38	174,061 10,947,869.03
AMBU A/S DK0060946788	111.95	-0.53% -0.60		24/05/01 16:59:50	123,467 13,769,671.45
ANNEHEM FASTIGHETER AB SE... SE0015221684	16.75	-0.89% -0.15		24/04/30 12:54:50	9,581 160,580.90
ANORA GROUP OYJ FI4000292438	4.995	1.01% 0.05		24/04/30 17:29:49	32,995 164,320.45
ANOTO GROUP AB SE0010415281	0.20	1.01% 0.00		24/04/30 12:19:49	9,462 1,924.12
APETIT OYJ FI0009003503	14.05	0.72% 0.10		24/04/30 16:54:08	917 12,761.95
AQ GROUP AB NPV SE0000772956	633.00	-0.31% -2.00		24/04/30 12:59:40	9,077 5,736,711.00
AQUAPORIN A/S DKK1 DK0061555109	14.90	3.11% 0.45		24/05/01 16:49:46	23,159 341,930.55
ARCTIC PAPER SA PLARTPR00012	55.75	-0.80% -0.45		24/04/30 12:59:39	23,169 1,294,194.10
ARION BANK HF IS0000028157	143.00	1.78% 2.50		24/04/30 17:29:30	1,913,839 272,774,390.25
ARISE AB SE0002095604	38.85	0.52% 0.20		24/04/30 12:59:50	32,107 1,238,625.95
ARJO AB SER'B'NPV SE0010468116	46.72	-0.38% -0.18		24/04/30 12:59:57	289,482 13,585,096.03
ARLA PLAST AB NPV SE0015810817	45.70	0.44% 0.20		24/04/30 12:43:16	3,796 173,651.50
ASCELIA PHARMA AB NPV SE0010573113	10.58	-0.56% -0.06		24/04/30 12:59:37	20,332 211,564.94
ASETEK A/S DK0060477263	4.18	-2.90% -0.13		24/05/01 16:59:52	79,076 332,580.28
ASPO PLC FI0009008072	5.88	-1.01% -0.06		24/04/30 17:29:35	3,241 19,166.78
ASPocomp GROUP PLC FI0009008080	3.02	1.68% 0.05		24/04/30 17:17:03	778 2,349.28
ASSA ABLOY AB SER. B SE0007100581	295.00	-1.47% -4.40		24/04/30 12:59:34	1,673,379 494,103,294.35
ASTRAZENECA PLC GB0009895292	1,671.50	0.97% 16.00		24/04/30 12:59:33	124,463 207,049,574.75
ATLANTIC PETROLEUM P/F	2.68	0.00%		24/05/01	10,166

FO000A0DN9X4		0.00		11:48:15	25,610.78
ATLAS COPCO AB SER. A SE0017486889	195.45	0.08% 0.15		24/04/30 12:59:40	4,427,128 865,719,820.11
ATLAS COPCO AB SER. B SE0017486897	167.50	-0.09% -0.15		24/04/30 12:59:56	1,538,102 258,030,392.90
ATRIA PLC A FI0009006548	9.40	-1.05% -0.10		24/04/30 16:51:28	4,037 38,046.22
ATRIUM LJUNGBERG AB SER. ... SE0000191827	195.40	0.00% 0.00		24/04/30 12:59:40	63,608 12,438,902.80
ATTENDO AB NPV SE0007666110	41.80	-0.59% -0.25		24/04/30 12:59:30	146,727 6,121,498.90
AUTOLIV INC. SDB SE0021309614	1,304.40	-1.66% -22.00		24/04/30 12:59:55	51,564 67,720,631.10
AVANZA BANK HOLDING AB SE0012454072	238.60	-1.12% -2.70		24/04/30 12:59:51	121,195 28,977,779.30
AXFOOD AB SE0006993770	285.40	-0.49% -1.40		24/04/30 12:59:47	118,161 33,628,575.45
B3 CONSULTING GROUP AB SE0008347660	69.20	-0.86% -0.60		24/04/30 12:59:32	3,138 220,723.20
BACTIGUARD HOLDING AB SER... SE0005878741	70.80	1.72% 1.20	█	24/04/30 12:59:39	2,624 182,807.40
BALCO GROUP AB NPV SE0010323998	40.40	0.12% 0.05		24/04/30 12:59:47	7,067 287,227.10
BANG & OLUFSEN A/S DK0010218429	9.56	0.21% 0.02		24/05/01 16:54:48	78,642 749,177.02
BANK OF ÅLAND PLC B FI0009001127	32.90	-0.90% -0.30		24/04/30 17:29:42	1,229 40,611.20
BANKNORDIK P/F FO0000000088	159.00	0.32% 0.50		24/05/01 15:59:32	1,240 196,265.00
BAVARIAN NORDIC A/S DK0015998017	152.40	-0.72% -1.10		24/05/01 16:59:50	141,658 21,596,845.54
BE GROUP AB SE0008321921	57.90	0.17% 0.10		24/04/30 12:59:31	1,134 65,776.90
BEIJER ALMA AB SER. B SE0011090547	210.00	-0.47% -1.00		24/04/30 12:59:34	13,751 2,891,781.50
BEIJER REF AB SER. B SE0015949748	158.45	-0.72% -1.15		24/04/30 12:59:52	444,738 70,331,068.67
BERGMAN & BEVING AB SER. ... SE0000101362	223.50	1.13% 2.50	█	24/04/30 12:59:46	2,177 482,623.50
BETSSON AB SER. B SE0020845014	122.50	1.16% 1.40	█	24/04/30 12:59:56	426,831 52,329,489.10
BETTER COLLECTIVE A/S EUR... DK0060952240	295.50	0.17% 0.50		24/04/30 12:59:56	22,512 6,646,365.50
BETTER COLLECTIVE A/S EUR... DK0060952240	189.20	1.18% 2.20	█	24/05/01 16:59:56	4,004 752,105.80
BHG GROUP AB SE0010948588	13.94	-1.34% -0.19		24/04/30 12:59:30	702,114 9,824,615.28
BICO GROUP AB SER. B SE0013647385	46.30	-3.54% -1.70		24/04/30 12:59:49	55,810 2,624,697.41
BILIA AB SER. A SE0009921588	139.50	2.42% 3.30	█	24/04/30 12:59:38	66,832 9,223,004.40
BILLERUD AB SE0000862997	92.35	-2.79% -2.65		24/04/30 12:59:57	517,695 47,997,943.63
BIOARCTIC AB SER. B SE0010323311	195.00	-2.01% -4.00		24/04/30 12:59:39	46,386 9,078,483.90

BIOGAIA AB SER. B SE0017769995	117.90	1.20% 1.40		24/04/30 12:59:51	40,179 4,713,734.80
BIOHIT OYJ B FI0009005482	2.01	0.50% 0.01		24/04/30 16:44:09	10,221 20,493.01
BIOINVENT INTERNATIONAL A... SE0015244520	26.00	2.77% 0.70		24/04/30 12:59:33	48,752 1,265,639.35
BIOPORTO A/S DK0011048619	1.302	0.46% 0.01		24/05/01 16:59:39	344,037 446,335.38
BIOTAGE AB SE0000454746	168.00	0.24% 0.40		24/04/30 12:59:34	132,435 22,309,629.15
BITTIUM OYJ FI0009007264	5.94	1.37% 0.08		24/04/30 17:29:33	11,033 64,630.44
BJÖRN BORG AB SE0020050805	48.25	-1.43% -0.70		24/04/30 12:59:42	10,333 500,910.95
BOLIDEN AB SE0020050417	368.10	0.63% 2.30		24/04/30 12:59:41	1,375,559 504,646,744.50
BONAVA AB SER'A'NPV SE0008091573	10.00	0.00% 0.00		24/04/30 12:59:53	156 1,560.00
BONAVA AB SER'B'NPV SE0008091581	10.15	-0.98% -0.10		24/04/30 12:59:36	274,412 2,788,292.58
BONESUPPORT HOLDING AB SE0009858152	226.00	-0.35% -0.80		24/04/30 12:59:41	178,875 39,883,002.90
BONG AB SE0000396061	0.852	0.24% 0.00		24/04/30 11:47:48	1,269 1,079.39
BOOZT AB SE0009888738	126.50	0.24% 0.30		24/04/30 12:59:47	61,384 7,743,374.00
BOREO OYJ FI0009900724	20.70	-10.00% -2.30		24/04/30 17:09:13	1,392 28,276.00
BOULE DIAGNOSTICS AB SE0011231158	10.10	0.00% 0.00		24/04/30 12:59:53	1,616 16,308.75
BRAVIDA HOLDING AB SE0007491303	75.15	-0.46% -0.35		24/04/30 12:59:48	232,355 17,475,539.67
BRD. KLEE B A/S DK0010129089	3,980.00	4.19% 160.00		24/04/24 13:20:14	6 24,520.00
BRIM HF. IS0000000297	77.60	0.00% 0.00		24/04/30 15:20:00	31,694 2,459,454.40
BRINOVA FASTIGHETER AB SE... SE0008347652	19.35	0.00% 0.00		24/04/30 12:50:51	9,365 183,299.35
BROEDRENE A&O JOHANSEN PR... DK0061686714	69.50	-0.86% -0.60		24/05/01 16:59:47	3,422 238,653.70
BRØNDBYERNES IF FODBOLD A... DK0010247956	0.75	-0.53% -0.00		24/05/01 16:48:55	117,392 88,660.06
BTS GROUP AB SER. B SE0000805426	359.00	0.84% 3.00		24/04/30 12:59:40	2,092 751,795.00