

OMX NORDIC ALL SHARE (EUR)(TR)

ISIN: **SE0001775644** WKN: -

Overview

2024/04/26 17:35:08	
Price	427.8910 EUR
Difference	▲ 1.85% (7.77)
General attributes	
ISIN	SE0001775644
Symbol	-
Country	Sweden
Instruments in index	668
Type of index	-
Security type	Index
Market data	
Open	423.5877 EUR
High	428.5899 EUR
Low	423.5877 EUR
Close (prev. day)	420.1245 EUR
Trading volume (m)	-
Volume (pcs)	-



Information about previous performance does not guarantee future performance.
Source: FactSet

Top 5

Name	Price	+ - (%)	Trend
Q-LINEA AB...	3.295	+64.91	▲
PURMO GROU...	9.80	+30.67	▲
MEDICOVER ...	161.00	+23.28	▲
ENGCON AB ...	87.20	+15.34	▲
REMEDY ENT...	18.72	+14.15	▲

Intraday 1w 1m 6m 1y 3y

Flop 5

Name	Price	+ - (%)	Trend
OSCAR PROP...	0.2175	-48.70	▼
DEDICARE A...	60.50	-12.95	▼
TECNOTREE ...	6.302	-12.06	▼
IRLAB THER...	10.25	-8.48	▼
EXEL COMPO...	1.595	-8.33	▼

Recent research

on market			
Date		Headline	Download
2024/04/26		Global Equity Ratings	Download
2024/04/26		Aktienempfehlungen Global	Download
2024/04/03		Global Equity Ratings	Download
2024/04/03		Aktienempfehlungen Global	Download
2024/03/26		Global Strategy 2Q 2024	Download

Intraday 1w 1m 6m 1y 3y

Futures and Options

Related Futures -

Related Options -

Details

2024/04/26 17:35:08

Price

427.8910 EUR

Difference



1.85% (7.77)

General attributes

ISIN SE0001775644

Symbol -

Country Sweden

Security type Index

Instruments in index 668

Market data

Open 423.5877 EUR

High 428.5899 EUR

Low 423.5877 EUR

Close (prev. day) 420.1245 EUR

Trading volume (m) -

Volume (pcs) -

Performance and Risk

	6m	1y	3y
Perf (%)	+25.04%	+14.84%	+13.53%
Perf (abs.)	+85.69	+55.30	+50.98
Beta	-	-	-
Volatility	12.35	13.39	18.44



Information about previous performance does not guarantee future performance.

Source: FactSet




Price data

Ø price 5 days Ø volume 5 days (pcs.)	426.2795 EUR (0)
Ø price 30 days Ø volume 30 days (pcs.)	429.0626 EUR (0)
Ø price 100 days Ø volume 100 days (pcs.)	411.9081 EUR (0)
Ø price 250 days Ø volume 250 days (pcs.)	382.6335 EUR (0)
YTD High date	437.3366 EUR (2024/03/14)
YTD Low date	388.9164 EUR (2024/01/17)
52 Weeks High date	437.3366 EUR (2024/03/14)
52 Weeks Low date	337.8956 EUR (2023/10/26)

Composition

Name ISIN	Price	Diff % Diff +/-	Performance	Date Time	Turnover Pc. Turnover Money
A.P. MOLLER-MAERSK A/S CL... DK0010244425	10,120.00	6.19% 590.00		24/04/26 16:59:46	14,514 146,429,360.00
A.P. MOLLER-MAERSK B DK0010244508	10,330.00	6.17% 600.00		24/04/26 16:59:33	54,848 565,530,503.00
AAK AB SE0011337708	280.80	4.93% 13.20		24/04/26 17:29:31	597,853 165,236,141.20
AALBORG BOLDSPILKLUB A/S DK0060868966	46.40	-2.11% -1.00		24/04/26 15:52:56	411 19,397.20
ABB LTD CH0012221716	539.40	1.35% 7.20		24/04/26 17:29:40	370,015 198,339,679.80
ABLIVA AB SE0002575340	0.1648	1.10% 0.00		24/04/26 17:29:55	662,886 107,405.14
ACADEMEDIA AB NPV SE0007897079	50.90	1.60% 0.80		24/04/26 17:29:36	129,980 6,576,205.60
ACRINOVA AB CLASS A SE0015660014	8.15	1.24% 0.10		24/04/26 17:29:56	194 1,491.60
ACRINOVA AB SER'B'NPV SE0015660030	7.64	1.33% 0.10		24/04/26 15:39:04	8,489 64,768.60
ACTIC GROUP AB NPV SE0009269467	4.44	-3.27% -0.15		24/04/26 16:47:56	2,182 9,963.61
ACTIVE BIOTECH AB SE0001137985	0.567	6.38% 0.03		24/04/26 17:01:59	159,796 86,084.61
ADDLIFE AB SER. B SE0014401378	98.65	2.02% 1.95		24/04/26 17:29:54	132,278 12,921,318.75
ADDNODE GROUP AB SER. B SE0017885767	114.90	0.79% 0.90		24/04/26 17:29:57	168,122 19,177,595.65
ADDTECH AB SER. B SE0014781795	232.60	3.19% 7.20		24/04/26 17:29:37	675,207 154,486,120.20
AFARAK GROUP SE FI0009800098	0.353	0.00% 0.00		24/04/26 17:29:34	161,921 56,771.95
AFRICA OIL CORP CA00829Q1019	19.71	4.73% 0.89		24/04/26 17:29:51	724,501 14,129,840.47
AFRY AB SE0005999836	167.50	3.46% 5.60		24/04/26 17:29:44	193,423 32,341,968.80
AGAT EJENDOMME A/S DK0010258995	1.67	1.21% 0.02		24/04/26 10:33:18	420 701.40
AGF A/S CLASS B DK0010263722	0.63	-1.25% -0.01		24/04/26 16:59:37	141,429 88,753.58
AKTIA BANK PLC FI4000058870	9.07	0.78% 0.07		24/04/26 17:29:40	37,480 339,909.85
ALANDSBANKEN ABP A FI0009000103	34.60	-0.57% -0.20		24/04/26 15:09:13	386 13,335.50
ALFA LAVAL AB SE0000695876	473.20	1.09% 5.10		24/04/26 17:29:44	1,095,010 515,196,640.45
ALIMAK GROUP AB SE0007158910	102.20	5.25% 5.10		24/04/26 17:29:32	135,247 13,511,100.50

ALISA BANK PLC FI4000170915	0.1965	0.26% 0.00		24/04/26 17:29:46	42,026 8,442.53
ALK-ABELLÓ B A/S DK0061802139	130.00	4.50% 5.60		24/04/26 16:59:59	295,748 37,889,578.25
ALLEIMA AB NPV SE0017615644	68.40	5.07% 3.30		24/04/26 17:29:53	569,434 38,745,007.55
ALLIGATOR BIOSCIENCE NPV SE0000767188	0.925	1.09% 0.01		24/04/26 17:29:42	808,960 733,231.98
ALM BRAND A/S DK0015250344	12.03	0.08% 0.01		24/04/26 16:59:48	1,269,764 15,294,708.82
ALMA MEDIA CORPORATION FI0009013114	9.74	-1.62% -0.16		24/04/26 17:29:32	3,088 30,317.14
ALVOTECH SA CLASS A LU2458332611	1,995.00	3.91% 75.00		24/04/26 17:29:37	297,012 590,433,080.00
AMAROQ MINERALS LTD. IS0000034569	132.00	0.19% 0.25		24/04/26 16:58:34	5,955 785,560.00
AMBEA AB SE0009663826	63.40	1.93% 1.20		24/04/26 17:29:49	179,282 11,282,301.60
AMBU A/S DK0060946788	110.55	2.60% 2.80		24/04/26 16:59:44	491,607 53,814,401.10
ANNEHEM FASTIGHETER AB SE... SE0015221684	17.10	3.01% 0.50		24/04/26 17:29:30	33,162 559,730.31
ANORA GROUP OYJ FI4000292438	4.79	0.84% 0.04		24/04/26 17:29:51	17,167 82,516.87
ANOTO GROUP AB SE0010415281	0.1995	-5.00% -0.01		24/04/26 17:29:54	124,672 24,806.09
APETIT OYJ FI0009003503	14.25	3.26% 0.45		24/04/26 17:13:51	359 5,121.45
AQ GROUP AB NPV SE0000772956	620.00	2.65% 16.00		24/04/26 17:29:54	54,538 33,182,898.50
AQUAPORIN A/S DKK1 DK0061555109	14.35	-2.05% -0.30		24/04/26 16:59:32	18,082 267,379.90
ARCTIC PAPER SA PLARTPR00012	55.65	-2.28% -1.30		24/04/26 17:29:30	17,088 962,520.40
ARION BANK HF IS0000028157	143.00	0.00% 0.00		24/04/26 17:23:36	3,724,619 533,221,553.00
ARISE AB SE0002095604	38.10	3.96% 1.45		24/04/26 17:29:30	40,857 1,541,985.25
ARJO AB SER'B'NPV SE0010468116	46.46	1.57% 0.72		24/04/26 17:29:37	326,727 15,166,383.17
ARLA PLAST AB NPV SE0015810817	45.50	0.22% 0.10		24/04/26 17:24:11	22,771 1,045,777.60
ASCELIA PHARMA AB NPV SE0010573113	11.16	5.28% 0.56		24/04/26 17:29:50	118,115 1,293,477.76
ASETEK A/S DK0060477263	4.30	0.70% 0.03		24/04/26 16:59:37	703,167 3,087,305.97
ASPO PLC FI0009008072	5.76	-0.35% -0.02		24/04/26 17:29:44	6,673 38,739.30
ASPocomp GROUP PLC FI0009008080	2.96	-2.31% -0.07		24/04/26 17:18:22	3,316 9,885.58
ASSA ABLOY AB SER. B SE0007100581	299.50	1.66% 4.90		24/04/26 17:29:48	2,114,642 632,257,790.55
ASTRAZENECA PLC GB0009895292	1,646.00	0.27% 4.50		24/04/26 17:29:54	316,442 518,484,143.75
ATLANTIC PETROLEUM P/F	2.69	7.60%		24/04/26	1,417

FO000A0DN9X4		0.19		16:39:34	3,821.13
ATLAS COPCO AB SER. A SE0017486889	193.90	2.43% 4.60		24/04/26 17:29:58	5,208,294 1,008,310,218.79
ATLAS COPCO AB SER. B SE0017486897	167.05	2.71% 4.40		24/04/26 17:29:38	1,893,508 315,813,224.94
ATRIA PLC A FI0009006548	9.56	-1.44% -0.14		24/04/26 17:29:34	4,688 44,950.80
ATRIUM LJUNGBERG AB SER. ... SE0000191827	189.00	1.61% 3.00		24/04/26 17:29:58	50,184 9,456,874.00
ATTENDO AB NPV SE0007666110	42.30	1.93% 0.80		24/04/26 17:29:47	519,235 21,888,016.78
AUTOLIV INC. SDB SE0021309614	1,325.00	5.33% 67.00		24/04/26 17:29:33	316,833 419,102,364.70
AVANZA BANK HOLDING AB SE0012454072	238.80	4.74% 10.80		24/04/26 17:29:50	499,176 119,481,554.59
AXFOOD AB SE0006993770	281.30	-3.00% -8.70		24/04/26 17:29:32	322,066 90,950,920.90
B3 CONSULTING GROUP AB SE0008347660	67.70	-1.31% -0.90		24/04/26 17:29:58	118,438 7,965,003.90
BACTIGUARD HOLDING AB SER... SE0005878741	68.80	0.29% 0.20		24/04/26 17:29:55	71,150 4,874,791.60
BALCO GROUP AB NPV SE0010323998	40.55	2.01% 0.80		24/04/26 17:29:30	13,287 527,137.85
BANG & OLUFSEN A/S DK0010218429	9.43	1.62% 0.15		24/04/26 16:59:45	25,418 236,646.64
BANK OF ÅLAND PLC B FI0009001127	33.70	0.00% 0.00		24/04/26 17:29:59	2,210 75,148.60
BANKNORDIK P/F FO0000000088	159.50	1.59% 2.50		24/04/26 16:54:32	4,285 677,939.00
BAVARIAN NORDIC A/S DK0015998017	148.85	3.26% 4.70		24/04/26 16:59:35	291,607 42,873,715.88
BE GROUP AB SE0008321921	57.10	2.15% 1.20		24/04/26 17:29:52	6,143 347,345.80
BEIJER ALMA AB SER. B SE0011090547	204.50	2.76% 5.50		24/04/26 17:29:37	38,123 7,726,741.40
BEIJER REF AB SER. B SE0015949748	160.15	0.16% 0.25		24/04/26 17:29:30	628,812 95,519,514.74
BERGMAN & BEVING AB SER. ... SE0000101362	219.50	0.69% 1.50		24/04/26 17:29:37	14,333 3,138,999.25
BETSSON AB SER. B SE0020845014	122.00	13.28% 14.30		24/04/26 17:29:45	2,649,731 321,169,701.75
BETTER COLLECTIVE A/S EUR... DK0060952240	293.50	2.98% 8.50		24/04/26 17:29:51	63,872 18,583,421.00
BETTER COLLECTIVE A/S EUR... DK0060952240	186.80	1.97% 3.60		24/04/26 16:59:35	15,637 2,895,186.60
BHG GROUP AB SE0010948588	14.00	-4.83% -0.71		24/04/26 17:29:36	1,455,765 20,820,100.67
BICO GROUP AB SER. B SE0013647385	45.60	2.89% 1.28		24/04/26 17:29:38	110,397 4,990,659.62
BILIA AB SER. A SE0009921588	134.20	3.79% 4.90		24/04/26 17:29:43	165,582 21,916,717.85
BILLERUD AB SE0000862997	91.00	-0.27% -0.25		24/04/26 17:29:31	878,814 79,651,040.96
BIOARCTIC AB SER. B SE0010323311	197.50	1.96% 3.80		24/04/26 17:29:37	121,787 23,831,153.30

BIOGAIA AB SER. B SE0017769995	115.20	1.23% 1.40		24/04/26 17:29:35	56,120 6,441,819.65
BIOHIT OYJ B FI0009005482	2.02	1.25% 0.03		24/04/26 16:45:35	3,866 7,780.03
BIOINVENT INTERNATIONAL A... SE0015244520	25.15	1.62% 0.40		24/04/26 17:29:36	46,437 1,159,640.80
BIOPORTO A/S DK0011048619	1.24	0.49% 0.01		24/04/26 16:45:53	250,095 306,019.97
BIOTAGE AB SE0000454746	165.50	0.49% 0.80		24/04/26 17:29:32	296,758 48,484,586.45
BITTIUM OYJ FI0009007264	6.10	4.81% 0.28		24/04/26 17:29:33	61,912 375,519.58
BJÖRN BORG AB SE0020050805	48.25	-0.62% -0.30		24/04/26 17:29:42	113,885 5,494,280.80
BOLIDEN AB SE0020050417	355.20	2.48% 8.60		24/04/26 17:29:38	1,413,664 503,155,722.25
BONAVA AB SER'A'NPV SE0008091573	9.90	2.48% 0.24		24/04/26 17:29:43	575 5,628.00
BONAVA AB SER'B'NPV SE0008091581	10.07	5.22% 0.50		24/04/26 17:29:52	811,511 8,088,102.40
BONESUPPORT HOLDING AB SE0009858152	232.00	-2.36% -5.60		24/04/26 17:29:36	260,598 60,583,776.80
BONG AB SE0000396061	0.864	1.17% 0.01		24/04/26 17:04:10	18,373 15,853.61
BOOZT AB SE0009888738	126.10	5.43% 6.50		24/04/26 17:29:52	194,672 23,794,501.35
BOREO OYJ FI0009900724	23.00	-3.36% -0.80		24/04/26 17:24:24	397 8,810.40
BOULE DIAGNOSTICS AB SE0011231158	9.80	4.03% 0.38		24/04/26 17:29:39	39,281 384,221.14
BRAVIDA HOLDING AB SE0007491303	72.45	2.04% 1.45		24/04/26 17:29:31	1,273,201 90,876,411.60
BRD. KLEE B A/S DK0010129089	3,980.00	4.19% 160.00		24/04/24 13:20:14	6 24,520.00
BRIM HF. IS0000000297	77.80	-0.26% -0.20		24/04/24 17:29:44	40,210 3,135,738.00
BRINOVA FASTIGHETER AB SE... SE0008347652	19.00	-1.04% -0.20		24/04/26 14:27:04	53,080 1,013,477.40
BROEDRENE A&O JOHANSEN PR... DK0061686714	69.70	0.58% 0.40		24/04/26 16:59:42	35,614 2,486,295.50
BRØNDBYERNES IF FODBOLD A... DK0010247956	0.72	-3.49% -0.03		24/04/26 16:59:38	405,241 302,750.49
BTS GROUP AB SER. B SE0000805426	350.00	4.17% 14.00		24/04/26 17:29:48	4,387 1,488,619.00