

OMX NORDIC ALL SHARE (EUR)(TR)

ISIN: **SE0001775644** WKN: -

Overview

2024/04/23 17:35:08	
Price	431.1516 EUR
Difference	▲ 1.45% (6.14)
General attributes	
ISIN	SE0001775644
Symbol	-
Country	Sweden
Instruments in index	669
Type of index	-
Security type	Index
Market data	
Open	426.3014 EUR
High	431.2522 EUR
Low	426.1629 EUR
Close (prev. day)	425.0081 EUR
Trading volume (m)	-
Volume (pcs)	-



Information about previous performance does not guarantee future performance.
Source: FactSet

Top 5

Name	Price	+ - (%)	Trend
MOBERG PHA...	35.58	+18.92	▲
NETEL HOLD...	13.38	+15.15	▲
MUNTERS GR...	199.30	+14.41	▲
PREVAS AB ...	128.00	+12.08	▲
STARBREEZE...	0.29	+10.69	▲

Intraday 1w 1m 6m 1y 3y

Flop 5

Name	Price	+ - (%)	Trend
OSCAR PROP...	0.3155	-24.70	▼
NET INSIGH...	5.00	-16.39	▼
VIAPLAY GR...	0.671	-15.04	▼
ONCOPEPTID...	3.155	-11.62	▼
ORTIVUS AB...	5.05	-9.82	▼

Intraday 1w 1m 6m 1y 3y

Recent research

on market			
Date		Headline	Download
2024/04/03		Global Equity Ratings	Download
2024/04/03		Aktienempfehlungen Global	Download
2024/03/26		Global Strategy 2Q 2024	Download
2024/03/26		Global Strategy 2Q 2024	Download
2024/03/13		Global Equity Ratings	Download

Futures and Options

Related Futures -

Related Options -

Details

2024/04/23 17:35:08

Price

431.1516 EUR

Difference ▲ 1.45% (6.14)

General attributes

ISIN SE0001775644

Symbol -

Country Sweden

Security type Index

Instruments in index 669

Market data

Open 426.3014 EUR

High 431.2522 EUR

Low 426.1629 EUR

Close (prev. day) 425.0081 EUR

Trading volume (m) -

Volume (pcs) -

Performance and Risk

	6m	1y	3y
Perf (%)	+25.68%	+13.98%	+14.85%
Perf (abs.)	+88.11	+52.89	+55.76
Beta	-	-	-
Volatility	11.81	13.24	18.40



Information about previous performance does not guarantee future performance.
Source: FactSet

Price data





















Ø price 5 days Ø volume 5 days (pcs.)	424.2149 EUR (0)
Ø price 30 days Ø volume 30 days (pcs.)	429.8263 EUR (0)
Ø price 100 days Ø volume 100 days (pcs.)	410.4444 EUR (0)
Ø price 250 days Ø volume 250 days (pcs.)	382.0585 EUR (0)
YTD High date	437.3366 EUR (2024/03/14)
YTD Low date	388.9164 EUR (2024/01/17)
52 Weeks High date	437.3366 EUR (2024/03/14)
52 Weeks Low date	337.8956 EUR (2023/10/26)

Composition

Name ISIN	Price	Diff % Diff +/-	Performance	Date Time	Turnover Pc. Turnover Money
A.P. MOLLER-MAERSK A/S CL... DK0010244425	9,610.00	1.48% 140.00		24/04/23 16:59:55	4,761 45,485,337.50
A.P. MOLLER-MAERSK B DK0010244508	9,798.00	1.47% 142.00		24/04/23 16:59:32	17,049 166,716,391.00
AAK AB SE0011337708	252.20	-2.55% -6.60		24/04/23 17:29:32	997,398 251,170,438.30
AALBORG BOLDSPILKLUB A/S DK0060868966	47.40	1.28% 0.60		24/04/23 16:13:02	114 5,347.00
ABB LTD CH0012221716	528.80	0.04% 0.20		24/04/23 17:29:37	594,458 312,729,007.20
ABLIVA AB SE0002575340	0.169	1.93% 0.00		24/04/23 17:29:38	1,307,990 219,126.41
ACADEMEDIA AB NPV SE0007897079	50.60	3.27% 1.60		24/04/23 17:29:39	313,486 15,845,967.70
ACRINOVA AB CLASS A SE0015660014	7.60	-6.17% -0.50		24/04/23 17:29:37	240 1,017.50
ACRINOVA AB SER'B'NPV SE0015660030	7.64	1.33% 0.10		24/04/23 16:39:41	1,234 9,376.86
ACTIC GROUP AB NPV SE0009269467	4.53	0.00% 0.00		24/04/23 13:50:55	945 4,135.99
ACTIVE BIOTECH AB SE0001137985	0.55	-1.61% -0.01		24/04/23 17:29:45	207,044 114,248.03
ADDLIFE AB SER. B SE0014401378	99.05	2.27% 2.20		24/04/23 17:29:52	81,726 8,040,857.00
ADDNODE GROUP AB SER. B SE0017885767	108.60	-4.74% -5.40		24/04/23 17:29:57	229,920 25,494,315.30
ADDTECH AB SER. B SE0014781795	234.20	3.54% 8.00		24/04/23 17:29:52	335,473 78,516,515.50
AFARAK GROUP SE FI0009800098	0.345	-2.82% -0.01		24/04/23 17:29:39	138,391 48,087.20
AFRICA OIL CORP CA00829Q1019	18.57	-1.28% -0.24		24/04/23 17:29:38	2,183,939 39,915,982.13
AFRY AB SE0005999836	166.60	1.22% 2.00		24/04/23 17:29:50	535,942 87,381,172.95
AGAT EJENDOMME A/S DK0010258995	1.63	0.00% 0.00		24/04/23 14:22:59	7,100 11,573.00
AGF A/S CLASS B DK0010263722	0.628	-1.57% -0.01		24/04/23 16:46:21	203,283 128,643.68
AKTIA BANK PLC FI4000058870	9.13	0.55% 0.05		24/04/23 17:29:54	29,205 262,482.37
ALANDSBANKEN ABP A FI0009000103	34.00	0.00% 0.00		24/04/23 17:11:57	274 9,300.30
ALFA LAVAL AB SE0000695876	425.70	1.00% 4.20		24/04/23 17:29:54	591,892 250,333,014.40
ALIMAK GROUP AB SE0007158910	95.80	-0.73% -0.70		24/04/23 17:29:36	31,862 3,050,654.00

ALISA BANK PLC FI4000170915	0.1995	0.25% 0.00		24/04/23 17:29:38	179,307 35,738.54
ALK-ABELLÓ B A/S DK0061802139	128.70	0.94% 1.20		24/04/23 16:59:42	246,240 31,602,662.51
ALLEIMA AB NPV SE0017615644	69.35	-5.77% -4.25		24/04/23 17:29:42	2,056,285 142,587,119.31
ALLIGATOR BIOSCIENCE NPV SE0000767188	0.984	-1.01% -0.01		24/04/23 17:29:44	963,340 946,334.58
ALM BRAND A/S DK0015250344	12.11	1.76% 0.21		24/04/23 16:59:37	2,134,834 25,879,788.53
ALMA MEDIA CORPORATION FI0009013114	9.66	0.84% 0.08		24/04/23 17:29:48	17,865 171,874.52
ALVOTECH SA CLASS A LU2458332611	1,890.00	1.34% 25.00		24/04/23 17:16:45	152,760 288,307,820.00
AMAROQ MINERALS LTD. IS0000034569	132.00	0.00% 0.00		24/04/23 16:56:02	86,484 11,369,218.50
AMBEA AB SE0009663826	64.40	1.42% 0.90		24/04/23 17:29:45	154,768 9,836,594.60
AMBU A/S DK0060946788	112.05	1.86% 2.05		24/04/23 16:59:55	288,673 32,222,289.54
ANNEHEM FASTIGHETER AB SE... SE0015221684	17.35	0.87% 0.15		24/04/23 17:11:36	5,885 100,470.70
ANORA GROUP OYJ FI4000292438	4.905	0.82% 0.04		24/04/23 17:29:56	13,170 64,472.48
ANOTO GROUP AB SE0010415281	0.208	-1.89% -0.00		24/04/23 17:29:49	302,929 63,625.78
APETIT OYJ FI0009003503	13.80	2.60% 0.35		24/04/23 17:29:31	1,596 22,542.80
AQ GROUP AB NPV SE0000772956	614.00	5.14% 30.00		24/04/23 17:29:31	34,251 20,599,113.50
AQUAPORIN A/S DKK1 DK0061555109	15.00	0.00% 0.00		24/04/23 16:59:33	4,178 62,513.50
ARCTIC PAPER SA PLARTPR00012	58.50	3.54% 2.00		24/04/23 17:29:49	19,876 1,152,622.40
ARION BANK HF IS0000028157	142.50	-0.52% -0.75		24/04/23 17:29:40	1,122,376 164,765,169.50
ARISE AB SE0002095604	38.80	0.26% 0.10		24/04/23 17:29:52	26,941 1,046,064.49
ARJO AB SER'B'NPV SE0010468116	48.64	1.25% 0.60		24/04/23 17:29:55	494,764 23,931,449.51
ARLA PLAST AB NPV SE0015810817	45.20	4.15% 1.80		24/04/23 17:29:40	27,615 1,222,367.10
ASCELIA PHARMA AB NPV SE0010573113	12.54	-1.72% -0.22		24/04/23 17:29:34	186,740 2,348,465.23
ASETEK A/S DK0060477263	4.265	0.35% 0.02		24/04/23 16:59:57	65,962 281,134.72
ASPO PLC FI0009008072	5.72	0.35% 0.02		24/04/23 17:29:51	7,239 41,230.02
ASPOCOMP GROUP PLC FI0009008080	3.10	0.98% 0.03		24/04/23 17:29:41	2,829 8,340.95
ASSA ABLOY AB SER. B SE0007100581	310.30	1.37% 4.20		24/04/23 17:29:48	1,921,526 594,103,023.50
ASTRAZENECA PLC GB0009895292	1,522.00	-0.49% -7.50		24/04/23 17:29:56	243,301 371,652,440.25
ATLANTIC PETROLEUM P/F	2.49	0.00%		24/04/23	5,064

FO000A0DN9X4		0.00		16:59:43	12,670.55
ATLAS COPCO AB SER. A SE0017486889	177.95	1.08% 1.90		24/04/23 17:29:48	5,135,441 913,065,670.84
ATLAS COPCO AB SER. B SE0017486897	153.90	0.72% 1.10		24/04/23 17:29:56	1,748,596 269,144,380.39
ATRIA PLC A FI0009006548	10.50	2.44% 0.25		24/04/23 17:29:42	24,066 251,718.30
ATRIUM LJUNGBERG AB SER. ... SE0000191827	194.60	2.75% 5.20		24/04/23 17:29:50	102,637 19,948,178.40
ATTENDO AB NPV SE0007666110	47.05	1.51% 0.70		24/04/23 17:29:55	290,521 13,520,654.20
AUTOLIV INC. SDB SE0021309614	1,278.60	0.63% 8.00		24/04/23 17:29:56	91,035 116,166,435.40
AVANZA BANK HOLDING AB SE0012454072	233.80	1.96% 4.50		24/04/23 17:29:37	445,375 104,239,716.95
AXFOOD AB SE0006993770	289.40	-0.24% -0.70		24/04/23 17:29:48	191,796 55,572,455.80
B3 CONSULTING GROUP AB SE0008347660	75.50	-1.31% -1.00		24/04/23 17:29:48	23,768 1,802,395.80
BACTIGUARD HOLDING AB SER... SE0005878741	68.00	0.00% 0.00		24/04/23 17:29:42	12,152 828,135.40
BALCO GROUP AB NPV SE0010323998	41.90	-0.95% -0.40		24/04/23 17:29:36	10,109 418,302.00
BANG & OLUFSEN A/S DK0010218429	9.45	3.17% 0.29		24/04/23 16:59:50	115,222 1,077,160.68
BANK OF ÅLAND PLC B FI0009001127	33.60	1.20% 0.40		24/04/23 17:29:41	1,485 49,652.80
BANKNORDIK P/F FO0000000088	156.00	-0.95% -1.50		24/04/23 16:38:57	985 154,952.00
BAVARIAN NORDIC A/S DK0015998017	151.10	0.67% 1.00		24/04/23 16:59:38	339,056 51,247,695.33
BE GROUP AB SE0008321921	58.60	2.45% 1.40		24/04/23 17:29:31	40,758 2,365,355.20
BEIJER ALMA AB SER. B SE0011090547	199.00	0.71% 1.40		24/04/23 17:29:59	13,263 2,615,302.80
BEIJER REF AB SER. B SE0015949748	155.00	4.91% 7.25		24/04/23 17:29:49	1,654,784 258,025,594.67
BERGMAN & BEVING AB SER. ... SE0000101362	217.00	2.12% 4.50		24/04/23 17:29:43	9,379 2,015,734.00
BETSSON AB SER. B SE0020845014	107.40	1.13% 1.20		24/04/23 17:29:35	277,521 29,615,710.20
BETTER COLLECTIVE A/S EUR... DK0060952240	290.00	2.47% 7.00		24/04/23 17:29:48	32,742 9,390,800.25
BETTER COLLECTIVE A/S EUR... DK0060952240	186.20	1.75% 3.20		24/04/23 16:59:37	11,898 2,165,925.80
BHG GROUP AB SE0010948588	17.99	3.27% 0.57		24/04/23 17:29:49	382,972 6,899,462.77
BICO GROUP AB SER. B SE0013647385	47.72	1.62% 0.76		24/04/23 17:29:49	84,480 3,989,693.82
BILIA AB SER. A SE0009921588	125.90	0.24% 0.30		24/04/23 17:29:50	65,694 8,265,031.70
BILLERUD AB SE0000862997	97.05	-2.17% -2.15		24/04/23 17:29:50	519,428 50,431,528.61
BIOARCTIC AB SER. B SE0010323311	188.40	2.06% 3.80		24/04/23 17:29:42	226,319 43,267,339.05

BIOGAIA AB SER. B SE0017769995	117.20	0.51% 0.60		24/04/23 17:29:37	29,073 3,410,268.20
BIOHIT OYJ B FI0009005482	2.02	-0.98% -0.02		24/04/23 16:52:38	22,615 45,280.41
BIOINVENT INTERNATIONAL A... SE0015244520	23.40	0.43% 0.10		24/04/23 17:29:55	32,774 759,443.75
BIOPORTO A/S DK0011048619	1.23	0.65% 0.01		24/04/23 16:53:03	226,003 277,498.52
BIOTAGE AB SE0000454746	162.90	1.81% 2.90		24/04/23 17:29:55	161,878 26,308,906.90
BITTIUM OYJ FI0009007264	5.88	-1.34% -0.08		24/04/23 17:29:49	15,802 93,198.86
BJÖRN BORG AB SE0020050805	49.60	0.20% 0.10		24/04/23 17:29:51	32,213 1,588,342.95
BOLIDEN AB SE0020050417	343.20	-0.06% -0.20		24/04/23 17:29:44	2,684,760 915,451,527.05
BONAVA AB SER'A'NPV SE0008091573	10.10	-2.88% -0.30		24/04/23 17:29:49	230 2,161.75
BONAVA AB SER'B'NPV SE0008091581	10.26	0.00% 0.00		24/04/23 17:29:35	523,156 5,377,898.46
BONESUPPORT HOLDING AB SE0009858152	244.00	-0.81% -2.00		24/04/23 17:29:52	84,320 20,573,975.40
BONG AB SE0000396061	0.868	-0.69% -0.01		24/04/23 17:13:01	31,249 26,173.14
BOOZT AB SE0009888738	126.50	0.64% 0.80		24/04/23 17:29:41	56,385 7,137,390.10
BOREO OYJ FI0009900724	23.70	-1.25% -0.30		24/04/23 11:54:57	41 977.70
BOULE DIAGNOSTICS AB SE0011231158	9.70	0.83% 0.08		24/04/23 17:29:44	2,928 27,172.34
BRAVIDA HOLDING AB SE0007491303	71.30	1.28% 0.90		24/04/23 17:29:36	712,208 50,625,924.12
BRD. KLEE B A/S DK0010129089	3,820.00	-12.79% -560.00		24/04/22 16:47:32	3 11,620.00
BRIM HF. IS0000000297	78.00	0.00% 0.00		24/04/23 15:57:57	1,053,774 81,999,172.00
BRINOVA FASTIGHETER AB SE... SE0008347652	19.40	-0.77% -0.15		24/04/23 16:43:42	5,962 113,854.25
BROEDRENE A&O JOHANSEN PR... DK0061686714	72.10	0.14% 0.10		24/04/23 16:59:32	8,972 648,267.00
BRØNDBYERNES IF FODBOLD A... DK0010247956	0.734	-1.87% -0.01		24/04/23 16:59:58	205,314 153,414.00
BTS GROUP AB SER. B SE0000805426	337.00	1.81% 6.00		24/04/23 17:22:23	160 53,968.00