

OMX NORDIC ALL SHARE (EUR)(TR)

ISIN: **SE0001775644** WKN: -

Overview

2024/04/17 17:35:08

Price

421.4478 EUR

Difference ▼ **-0.09%** (-0.39)

General attributes

| | |
|----------------------|--------------|
| ISIN | SE0001775644 |
| Symbol | - |
| Country | Sweden |
| Instruments in index | 668 |
| Type of index | - |
| Security type | Index |

Market data

| | |
|--------------------|--------------|
| Open | 421.9717 EUR |
| High | 424.7031 EUR |
| Low | 421.3924 EUR |
| Close (prev. day) | 421.8399 EUR |
| Trading volume (m) | - |
| Volume (pcs) | - |

5y



Information about previous performance does not guarantee future performance.
Source: FactSet

Top 5

| Name ↕ | Price | + - (%) | Trend ↕ |
|---------------------|----------|---------|--------------------------------------|
| ORTIVUS AB... | 4.94 | +18.75 | ▲ |
| BRD. KLEE ... | 4,380.00 | +14.66 | ▲ |
| PRECISE BI... | 1.848 | +13.37 | ▲ |
| GUBRA A/S ... | 304.00 | +8.96 | ▲ |
| NILÖRNGRUP... | 73.20 | +7.65 | ▲ |

Intraday | 1w | 1m | 6m | 1y | 3y

Recent research

| on market | | | |
|------------|--|---------------------------|--------------------------|
| Date | | Headline | Download |
| 2024/04/03 | | Global Equity Ratings | Download |
| 2024/04/03 | | Aktienempfehlungen Global | Download |
| 2024/03/26 | | Global Strategy 2Q 2024 | Download |
| 2024/03/26 | | Global Strategy 2Q 2024 | Download |
| 2024/03/13 | | Global Equity Ratings | Download |

Flop 5

| Name ↕ | Price | + - (%) ↕ | Trend ↕ |
|---------------------|--------|------------------------|------------------------------------|
| STRAX AB | 0.508 | -14.77 | ▼ |
| BRAVIDA HO... | 69.70 | -10.30 | ▼ |
| MT HOJGAAR... | 198.00 | -9.17 | ▼ |
| INSTALCO A... | 35.00 | -9.09 | ▼ |
| EPISURF ME... | 0.707 | -6.48 | ▼ |

Intraday | 1w | 1m | 6m | 1y | 3y

Futures and Options

Related Futures -

Related Options -

Details

2024/04/17 17:35:08

Price

421.4478 EUR

Difference 📉 -0.09% (-0.39)

General attributes

ISIN SE0001775644

Symbol -

Country Sweden

Security type Index

Instruments in index 668

Market data

Open 421.9717 EUR

High 424.7031 EUR

Low 421.3924 EUR

Close (prev. day) 421.8399 EUR

Trading volume (m) -

Volume (pcs) -

Performance and Risk

| | 6m | 1y | 3y |
|-------------|---------|---------|---------|
| Perf (%) | +15.96% | +10.99% | +12.08% |
| Perf (abs.) | +58.05 | +41.76 | +45.48 |
| Beta | - | - | - |
| Volatility | 12.42 | 13.21 | 18.43 |



Information about previous performance does not guarantee future performance.
Source: FactSet

Price data





















| | |
|---|---------------------------|
| Ø price 5 days Ø volume 5 days (pcs.) | 426.9301 EUR (0) |
| Ø price 30 days Ø volume 30 days (pcs.) | 429.9203 EUR (0) |
| Ø price 100 days Ø volume 100 days (pcs.) | 407.9092 EUR (0) |
| Ø price 250 days Ø volume 250 days (pcs.) | 381.1065 EUR (0) |
| YTD High date | 437.3366 EUR (2024/03/14) |
| YTD Low date | 388.9164 EUR (2024/01/17) |
| 52 Weeks High date | 437.3366 EUR (2024/03/14) |
| 52 Weeks Low date | 337.8956 EUR (2023/10/26) |

Composition

| Name  ISIN | Price | Diff %  Diff +/- | Performance  | Date Time | Turnover Pc.  Turnover Money  |
|--|----------|--|---|----------------------|--|
| A.P. MOLLER-MAERSK A/S CL... DK0010244425 | 9,355.00 | 0.65% 60.00 |  | 24/04/17 16:59:45 | 3,483 32,635,022.50 |
| A.P. MOLLER-MAERSK B DK0010244508 | 9,570.00 | 1.06% 100.00 |  | 24/04/17 16:59:33 | 13,279 126,949,648.00 |
| AAK AB SE0011337708 | 255.60 | 1.51% 3.80 |  | 24/04/17 17:29:36 | 273,491 69,762,700.60 |
| AALBORG BOLDSPILKLUB A/S DK0060868966 | 45.20 | -1.74% -0.80 |  | 24/04/17 15:57:35 | 260 11,775.80 |
| ABB LTD CH0012221716 | 501.80 | 1.09% 5.40 |  | 24/04/17 17:29:39 | 601,954 299,477,185.15 |
| ABLIVA AB SE0002575340 | 0.1634 | 2.13% 0.00 |  | 24/04/17 17:15:36 | 531,297 86,548.02 |
| ACADEMEDIA AB NPV SE0007897079 | 48.05 | -0.21% -0.10 |  | 24/04/17 17:29:39 | 102,919 4,956,301.00 |
| ACRINOVA AB CLASS A SE0015660014 | 8.00 | 0.00% 0.00 | | 24/04/17 17:29:37 | 13 104.00 |
| ACRINOVA AB SER'B'NPV SE0015660030 | 7.58 | 0.80% 0.06 |  | 24/04/17 15:58:48 | 382 2,875.18 |
| ACTIC GROUP AB NPV SE0009269467 | 4.50 | 4.41% 0.19 |  | 24/04/17 17:29:44 | 5,597 25,043.59 |
| ACTIVE BIOTECH AB SE0001137985 | 0.564 | -0.88% -0.01 |  | 24/04/17 17:20:44 | 139,887 78,434.42 |
| ADDLIFE AB SER. B SE0014401378 | 97.90 | -1.41% -1.40 |  | 24/04/17 17:29:36 | 55,041 5,391,322.91 |
| ADDNODE GROUP AB SER. B SE0017885767 | 115.70 | 0.35% 0.40 |  | 24/04/17 17:29:38 | 94,666 11,002,723.30 |
| ADDTECH AB SER. B SE0014781795 | 227.60 | 0.00% 0.00 | | 24/04/17 17:29:46 | 147,276 33,571,918.80 |
| AFARAK GROUP SE FI0009800098 | 0.3665 | -0.95% -0.00 |  | 24/04/17 17:29:49 | 54,704 20,149.54 |
| AFRICA OIL CORP CA00829Q1019 | 19.98 | 2.46% 0.48 |  | 24/04/17 17:29:51 | 636,091 12,631,563.01 |
| AFRY AB SE0005999836 | 165.50 | 0.12% 0.20 |  | 24/04/17 17:29:40 | 77,367 12,842,611.85 |
| AGAT EJENDOMME A/S DK0010258995 | 1.69 | 3.05% 0.05 |  | 24/04/17 13:48:57 | 49,937 80,087.72 |
| AGF A/S CLASS B DK0010263722 | 0.628 | 0.00% 0.00 | | 24/04/17 16:06:49 | 26,197 16,642.76 |
| AKTIA BANK PLC FI4000058870 | 8.93 | -0.11% -0.01 |  | 24/04/17 17:29:39 | 34,762 310,660.59 |
| ALANDSBANKEN ABP A FI0009000103 | 34.80 | 0.00% 0.00 | | 24/04/17 17:29:57 | 148 5,185.60 |
| ALFA LAVAL AB SE0000695876 | 422.90 | -0.14% -0.60 |  | 24/04/17 17:29:35 | 554,334 235,298,355.45 |
| ALIMAK GROUP AB SE0007158910 | 94.20 | -0.21% -0.20 |  | 24/04/17 17:29:49 | 28,760 2,718,352.25 |

| | | | | | |
|--|----------|-----------------|---|----------------------|-----------------------------|
| ALISA BANK PLC FI4000170915 | 0.1965 | -1.50% -0.00 | | 24/04/17 17:29:42 | 40,851 8,206.21 |
| ALK-ABELLÓ B A/S DK0061802139 | 126.20 | -0.86% -1.10 | | 24/04/17 16:59:50 | 126,778 16,055,749.15 |
| ALLEIMA AB NPV SE0017615644 | 73.75 | 1.37% 1.00 | █ | 24/04/17 17:29:49 | 443,962 32,771,169.12 |
| ALLIGATOR BIOSCIENCE NPV SE0000767188 | 1.048 | -0.76% -0.01 | | 24/04/17 17:29:47 | 699,932 739,950.82 |
| ALM BRAND A/S DK0015250344 | 12.17 | -0.16% -0.02 | | 24/04/17 16:59:56 | 2,003,607 24,537,544.45 |
| ALMA MEDIA CORPORATION FI0009013114 | 9.52 | -0.63% -0.06 | | 24/04/17 17:29:35 | 709 6,779.80 |
| ALVOTECH SA CLASS A LU2458332611 | 1,817.50 | 1.82% 32.50 | █ | 24/04/17 17:22:17 | 197,351 359,826,150.00 |
| AMAROQ MINERALS LTD. IS0000034569 | 134.00 | 1.52% 2.00 | █ | 24/04/17 17:21:23 | 112,469 15,004,969.00 |
| AMBEA AB SE0009663826 | 64.60 | -0.46% -0.30 | | 24/04/17 17:29:34 | 92,651 5,997,389.85 |
| AMBU A/S DK0060946788 | 110.55 | -1.12% -1.25 | | 24/04/17 16:59:47 | 355,079 39,362,294.16 |
| ANNEHEM FASTIGHETER AB SE... SE0015221684 | 16.85 | -2.03% -0.35 | | 24/04/17 17:29:52 | 19,419 320,591.65 |
| ANORA GROUP OYJ FI4000292438 | 5.20 | 0.19% 0.01 | █ | 24/04/17 17:29:45 | 39,104 203,462.65 |
| ANOTO GROUP AB SE0010415281 | 0.216 | -1.82% -0.00 | | 24/04/17 17:29:45 | 103,242 21,990.92 |
| APETIT OYJ FI0009003503 | 13.75 | -1.43% -0.20 | | 24/04/17 17:12:22 | 1,038 14,258.95 |
| AQ GROUP AB NPV SE0000772956 | 513.00 | -0.58% -3.00 | | 24/04/17 17:29:32 | 13,498 6,943,415.00 |
| AQUAPORIN A/S DKK1 DK0061555109 | 15.00 | 0.00% 0.00 | | 24/04/17 16:59:36 | 41,257 617,445.50 |
| ARCTIC PAPER SA PLARTPR00012 | 56.00 | -0.62% -0.35 | | 24/04/17 17:29:51 | 16,229 889,314.85 |
| ARION BANK HF IS0000028157 | 144.00 | 0.70% 1.00 | █ | 24/04/17 17:24:11 | 5,060,844 729,973,848.50 |
| ARISE AB SE0002095604 | 38.00 | -0.26% -0.10 | | 24/04/17 17:29:52 | 26,978 1,021,876.87 |
| ARJO AB SER'B'NPV SE0010468116 | 52.45 | -0.19% -0.10 | | 24/04/17 17:29:48 | 367,918 19,250,877.67 |
| ARLA PLAST AB NPV SE0015810817 | 44.80 | -0.88% -0.40 | | 24/04/17 17:19:29 | 7,015 316,566.50 |
| ASCELIA PHARMA AB NPV SE0010573113 | 13.90 | 6.43% 0.84 | █ | 24/04/17 17:29:47 | 502,823 6,910,861.52 |
| ASETEK A/S DK0060477263 | 4.31 | 1.29% 0.06 | █ | 24/04/17 16:59:58 | 185,573 793,197.79 |
| ASPO PLC FI0009008072 | 5.80 | -1.69% -0.10 | | 24/04/17 17:29:56 | 9,557 55,696.92 |
| ASPOCOMP GROUP PLC FI0009008080 | 3.30 | 0.00% 0.00 | | 24/04/17 16:19:58 | 414 1,361.30 |
| ASSA ABLOY AB SER. B SE0007100581 | 307.30 | 0.33% 1.00 | █ | 24/04/17 17:29:31 | 1,359,898 418,275,796.05 |
| ASTRAZENECA PLC GB0009895292 | 1,503.00 | 0.70% 10.50 | █ | 24/04/17 17:29:34 | 371,159 555,613,881.50 |
| ATLANTIC PETROLEUM P/F | 2.54 | -2.31% | | 24/04/17 | 160 |

| | | | | | |
|--|----------|-----------------|--|----------------------|-----------------------------|
| FO000A0DN9X4 | | -0.06 | | 09:01:37 | 406.40 |
| ATLAS COPCO AB SER. A SE0017486889 | 183.30 | -0.30% -0.55 | | 24/04/17 17:29:47 | 4,212,177 773,025,505.38 |
| ATLAS COPCO AB SER. B SE0017486897 | 160.25 | 0.09% 0.15 | | 24/04/17 17:29:56 | 1,275,722 204,844,100.96 |
| ATRIA PLC A FI0009006548 | 10.10 | -2.42% -0.25 | | 24/04/17 17:29:31 | 9,365 96,020.10 |
| ATRIUM LJUNGBERG AB SER. ... SE0000191827 | 183.20 | 0.11% 0.20 | | 24/04/17 17:29:58 | 46,941 8,594,176.40 |
| ATTENDO AB NPV SE0007666110 | 46.40 | 0.54% 0.25 | | 24/04/17 17:29:50 | 409,133 18,939,968.45 |
| AUTOLIV INC. SDB SE0021309614 | 1,271.60 | 0.27% 3.40 | | 24/04/17 17:29:41 | 60,979 77,538,702.30 |
| AVANZA BANK HOLDING AB SE0012454072 | 226.80 | -0.74% -1.70 | | 24/04/17 17:29:39 | 181,762 41,377,146.00 |
| AXFOOD AB SE0006993770 | 293.50 | 0.14% 0.40 | | 24/04/17 17:29:45 | 208,444 61,288,698.45 |
| B3 CONSULTING GROUP AB SE0008347660 | 78.60 | -2.84% -2.30 | | 24/04/17 17:29:39 | 11,221 900,378.10 |
| BACTIGUARD HOLDING AB SER... SE0005878741 | 70.00 | -1.41% -1.00 | | 24/04/17 17:24:57 | 645 41,545.90 |
| BALCO GROUP AB NPV SE0010323998 | 42.50 | -0.93% -0.40 | | 24/04/17 17:29:30 | 4,421 190,164.45 |
| BANG & OLUFSEN A/S DK0010218429 | 8.87 | -1.88% -0.17 | | 24/04/17 16:59:49 | 38,396 342,817.27 |
| BANK OF ÅLAND PLC B FI0009001127 | 33.40 | 1.52% 0.50 | | 24/04/17 17:29:38 | 1,928 64,461.70 |
| BANKNORDIK P/F FO0000000088 | 158.00 | -0.94% -1.50 | | 24/04/17 16:59:43 | 807 127,555.00 |
| BAVARIAN NORDIC A/S DK0015998017 | 149.00 | -2.07% -3.15 | | 24/04/17 16:59:49 | 387,448 58,057,485.41 |
| BE GROUP AB SE0008321921 | 50.30 | -1.95% -1.00 | | 24/04/17 17:24:56 | 11,289 576,004.55 |
| BEIJER ALMA AB SER. B SE0011090547 | 193.80 | 0.62% 1.20 | | 24/04/17 17:29:54 | 34,487 6,662,147.80 |
| BEIJER REF AB SER. B SE0015949748 | 141.05 | -0.88% -1.25 | | 24/04/17 17:29:33 | 403,661 57,106,050.70 |
| BERGMAN & BEVING AB SER. ... SE0000101362 | 211.50 | 0.24% 0.50 | | 24/04/17 17:29:56 | 6,191 1,297,165.50 |
| BETSSON AB SER. B SE0020845014 | 110.30 | 0.46% 0.50 | | 24/04/17 17:29:50 | 563,097 62,258,514.40 |
| BETTER COLLECTIVE A/S EUR... DK0060952240 | 280.50 | -0.18% -0.50 | | 24/04/17 17:29:32 | 80,906 22,465,955.25 |
| BETTER COLLECTIVE A/S EUR... DK0060952240 | 178.80 | -1.11% -2.00 | | 24/04/17 16:59:38 | 15,889 2,837,318.00 |
| BHG GROUP AB SE0010948588 | 18.05 | -3.94% -0.74 | | 24/04/17 17:29:56 | 313,471 5,718,093.56 |
| BICO GROUP AB SER. B SE0013647385 | 45.08 | 6.27% 2.66 | | 24/04/17 17:29:59 | 149,823 6,660,009.63 |
| BILIA AB SER. A SE0009921588 | 123.50 | 0.57% 0.70 | | 24/04/17 17:29:38 | 104,648 12,943,165.30 |
| BILLERUD AB SE0000862997 | 98.45 | 0.46% 0.45 | | 24/04/17 17:29:36 | 333,359 32,778,887.55 |
| BIOARCTIC AB SER. B SE0010323311 | 197.00 | -3.34% -6.80 | | 24/04/17 17:29:37 | 150,144 29,692,494.80 |

| | | | | | |
|--|----------|------------------|--|----------------------|-----------------------------|
| BIOGAIA AB SER. B SE0017769995 | 120.00 | 0.59% 0.70 |  | 24/04/17 17:29:40 | 193,092 22,982,860.95 |
| BIOHIT OYJ B FI0009005482 | 2.05 | 0.00% 0.00 | | 24/04/17 17:29:35 | 3,962 8,047.90 |
| BIOINVENT INTERNATIONAL A... SE0015244520 | 21.50 | 2.63% 0.55 |  | 24/04/17 17:29:34 | 66,505 1,401,651.90 |
| BIOPORTO A/S DK0011048619 | 1.274 | 0.63% 0.01 |  | 24/04/17 16:53:06 | 219,138 280,652.37 |
| BIOTAGE AB SE0000454746 | 168.00 | -1.35% -2.30 |  | 24/04/17 17:29:38 | 54,121 9,130,567.60 |
| BITTIUM OYJ FI0009007264 | 6.00 | 1.35% 0.08 |  | 24/04/17 17:29:53 | 6,713 40,137.28 |
| BJÖRN BORG AB SE0020050805 | 49.20 | 1.34% 0.65 |  | 24/04/17 17:29:35 | 19,544 951,490.55 |
| BOLIDEN AB SE0020050417 | 348.00 | 2.14% 7.30 |  | 24/04/17 17:29:57 | 1,588,102 555,382,549.40 |
| BONAVA AB SER'A'NPV SE0008091573 | 10.30 | -0.96% -0.10 |  | 24/04/17 15:00:03 | 1,340 13,701.00 |
| BONAVA AB SER'B'NPV SE0008091581 | 10.38 | -0.29% -0.03 |  | 24/04/17 17:29:47 | 310,752 3,201,457.53 |
| BONESUPPORT HOLDING AB SE0009858152 | 238.20 | 0.00% 0.00 | | 24/04/17 17:29:47 | 112,104 26,992,866.30 |
| BONG AB SE0000396061 | 0.818 | -3.31% -0.03 |  | 24/04/17 17:12:49 | 34,828 28,589.66 |
| BOOZT AB SE0009888738 | 128.70 | 1.82% 2.30 |  | 24/04/17 17:29:46 | 105,636 13,621,571.45 |
| BOREO OYJ FI0009900724 | 24.20 | 0.83% 0.20 |  | 24/04/17 15:11:45 | 395 9,485.90 |
| BOULE DIAGNOSTICS AB SE0011231158 | 9.56 | -0.21% -0.02 |  | 24/04/17 13:15:04 | 1,013 9,558.42 |
| BRAVIDA HOLDING AB SE0007491303 | 69.70 | -10.30% -8.00 |  | 24/04/17 17:29:50 | 5,859,399 411,880,643.82 |
| BRD. KLEE B A/S DK0010129089 | 4,380.00 | 14.66% 560.00 |  | 24/04/17 11:13:17 | 2 8,760.00 |
| BRIM HF. IS0000000297 | 77.20 | -0.52% -0.40 |  | 24/04/17 17:24:09 | 50,370 3,896,514.00 |
| BRINOVA FASTIGHETER AB SE... SE0008347652 | 19.75 | 0.51% 0.10 |  | 24/04/17 17:23:43 | 16,191 320,847.75 |
| BROEDRENE A&O JOHANSEN PR... DK0061686714 | 71.50 | -0.28% -0.20 |  | 24/04/17 16:59:49 | 11,661 837,151.20 |
| BRØNDBYERNES IF FODBOLD A... DK0010247956 | 0.72 | 2.86% 0.02 |  | 24/04/17 16:52:00 | 190,560 135,737.16 |
| BTS GROUP AB SER. B SE0000805426 | 326.00 | -1.51% -5.00 |  | 24/04/17 17:29:59 | 2,467 814,981.00 |