

# OMX NORDIC ALL SHARE (EUR)(TR)

ISIN: **SE0001775644** WKN: -

## Overview

2023/10/02 17:35:08

Price

**354.6419** EUR

Difference ▼ -1.27% (-4.56)

### General attributes

ISIN	SE0001775644
Symbol	-
Country	Sweden
Instruments in index	674
Type of index	-
Security type	Index

### Market data

Open	359.1807 EUR
High	360.1077 EUR
Low	353.5366 EUR
Close (prev. day)	359.1995 EUR
Trading volume (m)	-
Volume (pcs)	-

### Top 5

Name <span>↕</span>	Price	+ - (%)	Trend <span>↕</span>
AMBEA AB	38.60	+11.63	<span style="color: green;">▲</span>
BRD. KLEE ...	3,880.00	+10.86	<span style="color: green;">▲</span>
SAMHALLSBY...	4.33	+8.30	<span style="color: green;">▲</span>
CANTARGIA ...	4.58	+7.51	<span style="color: green;">▲</span>
LOOMIS AB	316.20	+7.33	<span style="color: green;">▲</span>

Intraday 1w 1m 6m 1y 3y

### Flop 5

Name <span>↕</span>	Price	+ - (%)	Trend <span>↕</span>
SAMPO PLC	37.14	-9.37	<span style="color: red;">▼</span>
...			
SCANDINAVI...	15.30	-8.93	<span style="color: red;">▼</span>
K2A KNAUST...	7.02	-8.59	<span style="color: red;">▼</span>
XBRANE BIO...	24.95	-8.27	<span style="color: red;">▼</span>

5y



Information about previous performance does not guarantee future performance.  
Source: FactSet

### Recent research

on market

Date	Headline	Download
2023/09/29	<span style="color: red;">🇬🇧</span> Global Equity Ratings	<span style="color: blue;">↓</span>
2023/09/29	<span style="color: red;">🇩🇪</span> Aktienempfehlungen Global	<span style="color: blue;">↓</span>
2023/09/29	<span style="color: red;">🇬🇧</span> Global Strategy 4Q 2023	<span style="color: blue;">↓</span>
2023/09/26	<span style="color: red;">🇩🇪</span> Global Strategy 4Q 2023	<span style="color: blue;">↓</span>
2023/09/08	<span style="color: red;">🇬🇧</span> Global Equity Ratings	<span style="color: blue;">↓</span>

OSCAR PROP...	2,940.353	-8.19			
Intraday	1w	1m	6m	1y	3y

<b>Futures and Options</b>	
Related Futures	-
Related Options	-

## Details

2023/10/02 17:35:08

Price

**354.6419** EUR

Difference

**-1.27%** (-4.56)

### General attributes

ISIN SE0001775644

Symbol -

Country Sweden

Security type Index

Instruments in index 674

### Market data

Open 359.1807 EUR

High 360.1077 EUR

Low 353.5366 EUR

Close (prev. day) 359.1995 EUR

Trading volume (m) -

Volume (pcs) -

### Performance and Risk

	6m	1y	3y
Perf (%)	-4.59%	+14.09%	+18.44%
Perf (abs.)	-17.06	+43.80	+55.22
Beta	-	-	-
Volatility	13.50	16.32	18.69



5y

Information about previous performance does not guarantee future performance.

Source: FactSet

### Price data




















Ø price 5 days   Ø volume 5 days (pcs.)	355.8002 EUR (0)
Ø price 30 days   Ø volume 30 days (pcs.)	358.9386 EUR (0)
Ø price 100 days   Ø volume 100 days (pcs.)	364.0874 EUR (0)
Ø price 250 days   Ø volume 250 days (pcs.)	359.6741 EUR (0)
YTD High   date	383.9616 EUR (2023/04/18)
YTD Low   date	343.1966 EUR (2023/03/20)
52 Weeks High   date	383.9616 EUR (2023/04/18)
52 Weeks Low   date	302.8925 EUR (2022/10/13)

## Composition

Name ISIN	Price	Diff % Diff +/-	Performance	Date Time	Turnover Pc. Turnover Money
A.P. MOLLER-MAERSK A/S CL... DK0010244425	12,570.00	0.32% 40.00		23/10/02 16:59:52	4,940 62,666,815.05
A.P. MOLLER-MAERSK B DK0010244508	12,765.00	0.24% 30.00		23/10/02 16:59:39	19,571 251,594,662.93
AAK AB SE0011337708	195.80	-0.61% -1.20		23/10/02 17:29:31	346,548 68,080,437.36
AALBORG BOLDSPILKLUB A/S DK0060868966	41.00	0.49% 0.20		23/10/02 16:22:32	212 8,178.60
ABB LTD CH0012221716	395.70	1.20% 4.70		23/10/02 17:29:48	857,074 340,081,954.25
ABLIVA AB SE0002575340	0.243	0.41% 0.00		23/10/02 16:52:01	748,684 182,501.45
ACADEMEDIA AB NPV SE0007897079	47.60	1.80% 0.84		23/10/02 17:29:31	118,471 5,614,376.33
ACRINOVA AB CLASS A SE0015660014	8.50	0.59% 0.05		23/10/02 11:17:19	3 25.50
ACRINOVA AB SER'B'NPV SE0015660030	6.90	0.00% 0.00		23/10/02 10:03:52	369 2,546.10
ACTIC GROUP AB NPV SE0009269467	4.47	2.76% 0.12		23/10/02 15:39:58	534 2,362.46
ACTIVE BIOTECH AB SE0001137985	0.759	2.15% 0.02		23/10/02 17:29:43	25,203 18,734.41
ADDLIFE AB SER. B SE0014401378	64.05	-1.08% -0.70		23/10/02 17:29:56	244,229 15,717,097.25
ADDNODE GROUP AB SER. B SE0017885767	65.00	-2.62% -1.75		23/10/02 17:29:40	597,286 39,674,777.45
ADDTECH AB SER. B SE0014781795	176.10	0.51% 0.90		23/10/02 17:29:52	622,584 108,600,227.95
AFARAK GROUP SE FI0009800098	0.4035	-0.74% -0.00		23/10/02 17:29:41	89,873 36,322.80
AFRICA OIL CORP CA00829Q1019	21.82	-2.42% -0.54		23/10/02 17:29:36	1,416,577 31,425,613.34
AFRY AB SE0005999836	131.20	2.18% 2.80		23/10/02 17:29:39	374,875 48,879,363.60
AGAT EJENDOMME A/S DK0010258995	2.06	0.98% 0.02		23/10/02 14:08:22	2,531 5,102.24
AGF A/S CLASS B DK0010263722	0.628	-0.95% -0.01		23/10/02 16:18:58	117,603 72,733.02
AKTIA BANK PLC FI4000058870	9.00	-1.10% -0.10		23/10/02 17:29:41	21,335 193,386.42
ALANDSBANKEN ABP A FI0009000103	34.20	0.00% 0.00		23/10/02 15:23:06	79 2,703.00
ALFA LAVAL AB SE0000695876	368.70	-1.89% -7.10		23/10/02 17:29:33	564,423 208,762,174.25
ALIMAK GROUP AB SE0007158910	68.20	2.40% 1.60		23/10/02 17:29:48	30,709 2,083,321.75

ALISA BANK PLC FI4000170915	0.335	-2.90% -0.01		23/10/02 17:29:48	18,226 6,154.87
ALK-ABELLÓ B A/S DK0061802139	78.10	-1.70% -1.35		23/10/02 16:59:34	270,869 21,182,899.25
ALLEIMA AB NPV SE0017615644	60.48	5.44% 3.12	█	23/10/02 17:29:55	1,468,379 88,013,985.01
ALLIGATOR BIOSCIENCE NPV SE0000767188	0.399	-0.87% -0.00		23/10/02 17:29:42	515,235 202,274.88
ALM BRAND A/S DK0015250344	10.55	-0.38% -0.04		23/10/02 16:59:59	1,452,763 15,422,314.01
ALMA MEDIA CORPORATION FI0009013114	8.92	-1.11% -0.10		23/10/02 14:44:08	27 243.18
ALVOTECH SA CLASS A LU2458332611	1,287.50	0.19% 2.50		23/10/02 17:22:33	100,202 128,481,760.00
AMAROQ MINERALS LTD ISK1 ... IS0000034569	98.00	-1.01% -1.00		23/10/02 16:37:18	176,599 17,340,810.00
AMBEA AB SE0009663826	38.60	11.63% 4.02	█	23/10/02 17:29:32	1,995,207 75,544,559.06
AMBU A/S DK0060946788	72.18	-2.27% -1.68		23/10/02 16:59:33	898,960 66,069,259.35
ANNEHEM FASTIGHETER AB SE... SE0015221684	16.24	-3.45% -0.58		23/10/02 17:29:39	11,785 177,273.64
ANORA GROUP OYJ FI4000292438	4.44	-1.11% -0.05		23/10/02 17:29:56	58,179 261,401.81
ANOTO GROUP AB SE0010415281	0.399	-0.37% -0.00		23/10/02 17:29:52	49,888 19,690.37
APETIT OYJ FI0009003503	12.00	0.00% 0.00		23/10/02 17:05:18	702 8,501.00
AQ GROUP AB NPV SE0000772956	421.50	1.44% 6.00	█	23/10/02 17:29:54	7,399 3,117,309.50
AQUAPORIN A/S DKK1 DK0061555109	69.80	3.25% 2.20	█	23/10/02 15:17:10	1,069 72,036.80
ARCTIC PAPER SA PLARTPR00012	37.95	0.00% 0.00		23/10/02 17:17:11	20,633 779,096.90
ARION BANK ISK1 IS0000028157	139.00	0.72% 1.00	█	23/10/02 17:19:00	983,319 136,938,778.50
ARION BANK SDR EACH REP 1... SE0010413567	10.98	-0.18% -0.02		23/10/02 17:29:31	58,951 640,372.22
ARISE AB SE0002095604	34.55	-2.12% -0.75		23/10/02 17:29:32	23,351 817,561.60
ARJO AB SER'B'NPV SE0010468116	42.80	1.13% 0.48	█	23/10/02 17:29:49	253,063 10,771,529.26
ARLA PLAST AB NPV SE0015810817	33.80	-0.29% -0.10		23/10/02 15:33:01	251 8,443.60
ASCELIA PHARMA AB NPV SE0010573113	3.855	-1.66% -0.07		23/10/02 17:22:47	25,521 99,618.09
ASETEK A/S DK0060477263	5.06	0.00% 0.00		23/10/02 16:59:47	363,771 1,844,583.46
ASPO PLC FI0009008072	5.94	-0.50% -0.03		23/10/02 17:29:35	15,474 91,793.26
ASPOCOMP GROUP PLC FI0009008080	4.61	-1.91% -0.09		23/10/02 15:10:13	124 582.29
ASSA ABLOY AB SER. B SE0007100581	238.20	0.00% 0.00		23/10/02 17:29:38	1,446,286 344,278,786.85
ASTRAZENECA PLC	1,474.50	-1.11%		23/10/02	277,994

GB0009895292		-16.50		17:29:42	409,123,242.50
ATLANTIC PETROLEUM P/F FO000A0DN9X4	4.00	-1.96% -0.08		23/10/02 16:49:40	830 3,335.90
ATLAS COPCO AB SER. A SE0017486889	147.25	0.00% 0.00		23/10/02 17:29:30	5,091,974 750,835,564.83
ATLAS COPCO AB SER. B SE0017486897	128.60	0.31% 0.40		23/10/02 17:29:30	1,804,072 231,722,288.65
ATRIA PLC A FI0009006548	10.56	-0.19% -0.02		23/10/02 17:29:37	1,597 16,857.10
ATRIUM LJUNGBERG AB SER. ... SE0000191827	178.90	0.45% 0.80		23/10/02 17:29:42	53,715 9,615,382.90
ATTENDO AB NPV SE0007666110	29.85	5.11% 1.45	■	23/10/02 17:29:30	194,268 5,770,191.30
AUTOLIV INC. SDB SE0000382335	1,054.50	-0.47% -5.00		23/10/02 17:29:58	130,832 138,485,636.50
AVANZA BANK HOLDING AB SE0012454072	186.15	-1.72% -3.25		23/10/02 17:29:42	681,996 128,000,155.48
AXFOOD AB SE0006993770	248.80	-0.64% -1.60		23/10/02 17:29:30	170,648 42,575,676.00
B3 CONSULTING GROUP AB SE0008347660	89.40	2.29% 2.00	■	23/10/02 17:29:30	25,215 2,246,738.00
BACTIGUARD HOLDING AB SER... SE0005878741	63.20	-2.62% -1.70		23/10/02 17:29:42	1,032 66,270.00
BALCO GROUP AB NPV SE0010323998	40.95	0.86% 0.35		23/10/02 17:29:56	10,184 415,089.95
BANG & OLUFSEN A/S DK0010218429	8.51	-1.39% -0.12		23/10/02 16:59:59	57,778 497,130.34
BANK OF ÅLAND PLC B FI0009001127	33.20	0.00% 0.00		23/10/02 16:57:22	845 28,151.60
BANKNORDIK P/F FO0000000088	167.50	1.52% 2.50	■	23/10/02 16:59:49	3,351 565,118.00
BAVARIAN NORDIC A/S DK0015998017	157.65	-0.54% -0.85		23/10/02 16:59:46	282,434 44,668,337.43
BE GROUP AB SE0008321921	88.75	3.08% 2.65	■	23/10/02 17:29:49	11,823 1,046,475.05
BEIJER ALMA AB SER. B SE0011090547	190.00	1.50% 2.80	■	23/10/02 17:29:50	17,770 3,359,772.60
BEIJER REF AB SER. B SE0015949748	111.20	-3.72% -4.30		23/10/02 17:29:53	990,927 110,367,111.85
BERGMAN & BEVING AB SER. ... SE0000101362	152.00	-3.31% -5.20		23/10/02 17:29:49	33,270 4,999,715.20
BERGS TIMBER AB SER. B SE0018012932	24.65	-1.60% -0.40		23/10/02 17:24:54	3,529 87,629.65
BESQAB AB NPV SE0005991411	25.90	-3.36% -0.90		23/10/02 16:32:14	538 13,967.20
BETTER COLLECTIVE A/S EUR... DK0060952240	247.00	0.82% 2.00		23/10/02 17:29:44	35,112 8,706,706.75
BHG GROUP AB SE0010948588	12.71	-2.98% -0.39		23/10/02 17:29:45	383,652 4,956,549.83
BICO GROUP AB SER. B SE0013647385	29.82	-0.80% -0.24		23/10/02 17:29:34	198,325 5,961,745.70
BILIA AB SER. A SE0009921588	109.40	2.72% 2.90	■	23/10/02 17:29:40	138,694 15,154,029.40
BILLERUD AB SE0000862997	100.60	-0.74% -0.75		23/10/02 17:29:52	854,263 86,868,071.55

BIOARCTIC AB SER. B SE0010323311	286.60	1.27% 3.60		23/10/02 17:29:38	81,604 22,948,119.00
BIOGAIA AB SER. B SE0017769995	100.40	-0.30% -0.30		23/10/02 17:29:46	99,917 10,101,873.20
BIOHIT OYJ B FI0009005482	1.985	0.00% 0.00		23/10/02 16:30:59	3,192 6,347.48
BIOINVENT INTERNATIONAL A... SE0015244520	16.80	0.72% 0.12		23/10/02 17:29:57	73,832 1,226,655.00
BIOPORTO A/S DK0011048619	1.55	-1.77% -0.03		23/10/02 16:53:01	627,787 992,129.39
BIOTAGE AB SE0000454746	105.90	-1.40% -1.50		23/10/02 17:29:37	49,341 5,219,610.80
BITTIUM OYJ FI0009007264	3.725	0.54% 0.02		23/10/02 17:29:52	6,384 23,671.59
BJÖRN BORG AB SE0020050805	37.00	2.21% 0.80		23/10/02 16:36:37	2,046 75,447.00
BOLIDEN AB SE0020050417	307.00	-2.37% -7.45		23/10/02 17:29:46	1,229,705 381,369,405.76
BONAVA AB SER'A'NPV SE0008091573	18.40	-0.54% -0.10		23/10/02 13:35:01	200 3,680.00
BONAVA AB SER'B'NPV SE0008091581	17.26	-5.16% -0.94		23/10/02 17:29:41	196,843 3,483,568.10
BONESUPPORT HOLDING AB SE0009858152	123.10	-3.30% -4.20		23/10/02 17:29:43	274,568 34,097,619.20
BONG AB SE0000396061	0.988	2.49% 0.02		23/10/02 17:24:17	9,475 9,515.69
BOOZT AB SE0009888738	90.60	0.22% 0.20		23/10/02 17:29:47	98,237 8,890,267.30
BOREO OYJ FI0009900724	30.20	-2.58% -0.80		23/10/02 17:29:30	368 10,689.90
BOULE DIAGNOSTICS AB SE0011231158	9.40	0.00% 0.00		23/10/02 13:42:31	3,707 34,507.17
BRAVIDA HOLDING AB SE0007491303	82.00	1.74% 1.40		23/10/02 17:29:33	196,045 16,036,409.32
BRD. KLEE B A/S DK0010129089	3,880.00	10.86% 380.00		23/10/02 09:38:19	1 3,880.00
BRIM HF. IS0000000297	73.60	0.00% 0.00		23/10/02 17:29:57	49,385 3,647,775.20
BRINOVA FASTIGHETER AB SE... SE0008347652	14.05	0.36% 0.05		23/10/02 17:21:52	12,518 178,618.30
BRODRENE HARTMANN A/S DK0010256197	339.00	3.04% 10.00		23/10/02 16:59:54	16,292 5,448,543.00
BROEDRENE A&O JOHANSEN PR... DK0061686714	74.10	0.68% 0.50		23/10/02 16:59:49	12,917 965,576.10