

OMX NORDIC LARGE CAP (EUR)(TR)

ISIN: **SE0001775578** WKN: -

Übersicht

26.07.2024 17:35:08

Kurs

435,7713 EUR

Differenz ▲ 0,26% (1,15)

Stammdaten

ISIN SE0001775578

Symbol -

Land Schweden

Anzahl der enthaltenen Werte im Index 239

Index-Typ -

Wertpapierkategorie Index

Top 5

| Name | Kurs | + - (%) | Trend |
|---------------|--------|---------|--------------------------------------|
| KONECRANES... | 60,00 | +14,18 | ▲ |
| KEMPOWER O... | 15,24 | +8,86 | ▲ |
| KALMAR OYJ... | 27,70 | +5,48 | ▲ |
| MUNTERS GR... | 235,80 | +4,99 | ▲ |
| NESTE CORP... | 19,01 | +4,94 | ▲ |

Intraday 1W 1M 6M 1J 3J

Flop 5

| Name | Kurs | + - (%) | Trend |
|---------------|--------|---------|------------------------------------|
| BIOARCTIC ... | 145,70 | -34,25 | ▼ |
| SVENSKA CE... | 144,00 | -5,64 | ▼ |
| SVENSKA CE... | 144,20 | -5,29 | ▼ |
| ZEALAND PH... | 889,00 | -4,00 | ▼ |
| HEXAGON AB... | 107,25 | -3,29 | ▼ |

Intraday 1W 1M 6M 1J 3J



Die Wertentwicklung der Vergangenheit lässt keine verlässlichen Rückschlüsse auf die zukünftige Entwicklung eines Finanzinstruments zu.

Quelle: FactSet

Aktuellstes Research

| Märkte | | | |
|------------|--|---------------------------|--------------------------|
| Datum | | Überschrift | Download |
| 26.07.2024 | | Equity Weekly | Download |
| 24.07.2024 | | Global Equity Ratings | Download |
| 24.07.2024 | | Aktienempfehlungen Global | Download |
| 15.07.2024 | | Aktienempfehlungen Global | Download |
| 12.07.2024 | | Global Equity Ratings | Download |

**Nähere Infos zu den Ländern &
Regionen**

➤ Märkte nach Region

Details

26.07.2024 17:35:08

Kurs

435,7713 EUR

Differenz  0,26% (1,15)

Stammdaten

ISIN SE0001775578

Symbol -

Land Schweden

Wertpapierkategorie Index

Anzahl der enthaltenen Werte im Index 239

Marktdaten

Eröffnung 434,1425 EUR

Hoch 437,1425 EUR

Tief 434,1425 EUR

Schluss Vortag 434,6220 EUR

Volumen (Mio.) -

Volumen (Stück) -

Performance und Risiko

| | 6M | 1J | 3J |
|-------------|--------|---------|--------|
| Perf (%) | +9,72% | +20,48% | +8,07% |
| Perf (abs.) | +38,61 | +74,08 | +32,55 |
| Beta | - | - | - |
| Volatilität | 12,00 | 13,01 | 18,44 |



Die Wertentwicklung der Vergangenheit lässt keine verlässlichen Rückschlüsse auf die zukünftige Entwicklung eines Finanzinstruments zu.

Quelle: FactSet

Kursdaten

| | |
|---|---------------------------|
| Ø Kurs 5 Tage Ø Volumen 5 Tage (Stk.) | 438,8392 EUR (0) |
| Ø Kurs 30 Tage Ø Volumen 30 Tage (Stk.) | 448,8627 EUR (0) |
| Ø Kurs 100 Tage Ø Volumen 100 Tage (Stk.) | 438,9830 EUR (0) |
| Ø Kurs 250 Tage Ø Volumen 250 Tage | 400,1788 EUR (0) |
| Hoch seit 1.1. Datum | 463,4134 EUR (12.06.2024) |
| Tief seit 1.1. Datum | 385,5365 EUR (17.01.2024) |
| 52 Wochen Hoch Datum | 463,4134 EUR (12.06.2024) |
| 52 Wochen Tief Datum | 335,3187 EUR (26.10.2023) |

Enthaltene Werte























Seite 1 von 3

<< < > >>

| Name ISIN | Kurs | Diff % Diff /- | Performance | Datum Zeit | Gehandelte Stück Umsatz Geld |
|--|-----------|-------------------|-------------|----------------------|---------------------------------|
| A.P. MOLLER-MAERSK A/S CL... DK0010244425 | 10.300,00 | -2,74% -290,00 | | 26.07.24 17:20:00 | 5.476 56.796.370,00 |
| A.P. MOLLER-MAERSK B DK0010244508 | 10.480,00 | -2,47% -265,00 | | 26.07.24 17:20:00 | 24.841 260.772.035,00 |
| AAK AB SE0011337708 | 305,60 | 1,60% 4,80 | █ | 26.07.24 18:00:00 | 211.385 64.384.121,30 |
| AB SAGAX NAMN-AKTIER D O... SE0009161052 | 31,25 | 0,00% 0,00 | | 26.07.24 18:00:00 | 94.538 2.945.508,09 |
| ABB LTD CH0012221716 | 589,80 | 1,83% 10,60 | █ | 26.07.24 18:00:00 | 299.821 175.665.067,10 |
| ADDLIFE AB SER. B SE0014401378 | 155,60 | 0,00% 0,00 | | 26.07.24 18:00:00 | 59.727 9.331.216,35 |
| ADDNODE GROUP AB SER. B SE0017885767 | 106,00 | 1,34% 1,40 | █ | 26.07.24 18:00:00 | 43.831 4.611.122,30 |
| ADDTECH AB SER. B SE0014781795 | 339,80 | 2,78% 9,20 | █ | 26.07.24 18:00:00 | 187.209 63.453.347,20 |
| AFRY AB SE0005999836 | 192,30 | 0,16% 0,30 | | 26.07.24 18:00:00 | 79.487 15.318.872,95 |
| ALFA LAVAL AB SE0000695876 | 471,00 | 0,51% 2,40 | | 26.07.24 18:00:00 | 399.898 188.347.347,30 |
| ALK-ABELLÓ B A/S DK0061802139 | 149,70 | -0,07% -0,10 | | 26.07.24 17:20:00 | 106.425 15.974.719,75 |
| ALLEIMA AB NAMN-AKTIER O... SE0017615644 | 77,05 | 1,05% 0,80 | █ | 26.07.24 18:00:00 | 180.076 13.860.604,78 |
| ALM BRAND A/S DK0015250344 | 12,92 | -0,08% -0,01 | | 26.07.24 17:20:00 | 714.786 9.238.461,88 |
| ALVOTECH SA CLASS A LU2458332611 | 1.620,00 | 2,86% 45,00 | █ | 26.07.24 18:00:00 | 146.647 233.650.245,00 |
| AMBU A/S DK0060946788 | 136,30 | 0,52% 0,70 | | 26.07.24 17:20:00 | 233.912 31.822.212,48 |
| ARION BANK HF IS0000028157 | 133,00 | 1,14% 1,50 | █ | 26.07.24 18:00:00 | 2.168.875 285.853.785,00 |
| ARION BANK HF. NAMN-AKTIE... SE0010413567 | 10,30 | 0,98% 0,10 | █ | 26.07.24 18:00:00 | 16.080 163.902,75 |
| ARJO AB NAMN-AKTIER B O.N... SE0010468116 | 41,52 | -0,34% -0,14 | | 26.07.24 18:00:00 | 115.277 4.788.542,44 |
| ASSA ABLOY AB SER. B SE0007100581 | 318,60 | 2,18% 6,80 | █ | 26.07.24 18:00:00 | 1.050.454 333.682.900,05 |
| ASTRAZENECA PLC GB0009895292 | 1.697,50 | 1,80% 30,00 | █ | 26.07.24 18:00:00 | 187.122 317.777.514,75 |
| ATLAS COPCO AB SER. A SE0017486889 | 184,40 | 0,68% 1,25 | | 26.07.24 18:00:00 | 2.593.216 477.931.077,11 |
| ATLAS COPCO AB SER. B SE0017486897 | 161,65 | 1,48% 2,35 | █ | 26.07.24 18:00:00 | 1.418.539 228.737.664,46 |
| ATRIUM LJUNGBERG AB SER. ... SE0000191827 | 232,00 | 0,22% 0,50 | | 26.07.24 18:00:00 | 16.738 3.884.934,50 |

| | | | | | |
|--|----------|-------------------|---|----------------------|-----------------------------|
| AUTOLIV INC. SDB SE0021309614 | 1.060,40 | -1,36% -14,60 | | 26.07.24 18:00:00 | 92.460 98.254.615,80 |
| AVANZA BANK HOLDING AB SE0012454072 | 235,90 | 1,11% 2,60 | █ | 26.07.24 18:00:00 | 132.823 31.297.462,90 |
| AXFOOD AB SE0006993770 | 263,60 | 1,07% 2,80 | █ | 26.07.24 18:00:00 | 141.463 37.191.241,95 |
| BAVARIAN NORDIC A/S DK0015998017 | 181,00 | -2,22% -4,10 | | 26.07.24 17:20:00 | 219.334 40.163.523,96 |
| BEIJER REF AB SER. B SE0015949748 | 170,00 | 0,59% 1,00 | █ | 26.07.24 18:00:00 | 618.027 105.223.690,36 |
| BETSSON AB SER. B SE0021626777 | 126,00 | 1,29% 1,60 | █ | 26.07.24 18:00:00 | 301.165 37.810.640,57 |
| BETTER COLLECTIVE A/S NAV... DK0060952240 | 242,50 | 2,11% 5,00 | █ | 26.07.24 18:00:00 | 66.126 15.966.139,50 |
| BILIA AB SER. A SE0009921588 | 134,80 | -1,39% -1,90 | | 26.07.24 18:00:00 | 32.869 4.441.233,40 |
| BILLERUD AB SE0000862997 | 107,20 | -1,74% -1,90 | | 26.07.24 18:00:00 | 310.332 33.303.007,50 |
| BIOARCTIC AB SER. B SE0010323311 | 145,70 | -34,25% -75,90 | | 26.07.24 18:00:00 | 2.307.039 360.292.617,05 |
| BIOTAGE AB SE0000454746 | 192,70 | 1,80% 3,40 | █ | 26.07.24 18:00:00 | 80.278 15.525.825,70 |
| BOLIDEN AB SE0020050417 | 321,00 | 0,60% 1,90 | █ | 26.07.24 18:00:00 | 744.085 239.423.355,85 |
| BRAVIDA HOLDING AB SE0007491303 | 86,55 | 0,58% 0,50 | █ | 26.07.24 18:00:00 | 94.425 8.176.610,40 |
| BRIM HF. IS0000000297 | 71,60 | -0,56% -0,40 | | 26.07.24 18:00:00 | 4.147 296.925,20 |
| BURE EQUITY AB SE0000195810 | 399,20 | 1,94% 7,60 | █ | 26.07.24 18:00:00 | 26.721 10.631.098,10 |
| CAMURUS AB NAMN-AKTIER O.... SE0007692850 | 667,00 | -0,30% -2,00 | | 26.07.24 18:00:00 | 30.457 20.252.154,00 |
| CARGOTEC OYJ CLASS B FI4000571013 | 44,82 | 4,04% 1,74 | █ | 26.07.24 18:00:00 | 103.565 4.617.706,72 |
| CARLSBERG A A/S DK0010181676 | 1.055,00 | 0,48% 5,00 | █ | 26.07.24 17:20:00 | 537 559.550,00 |
| CARLSBERG A/S SER. 'B' DK0010181759 | 861,60 | 1,53% 13,00 | █ | 26.07.24 17:20:00 | 156.594 134.681.792,80 |
| CASTELLUM AB SE0000379190 | 133,90 | 0,56% 0,75 | █ | 26.07.24 18:00:00 | 480.050 64.188.880,55 |
| CATENA AB SE0001664707 | 550,00 | 0,36% 2,00 | █ | 26.07.24 18:00:00 | 20.485 11.272.899,00 |
| CHEMOMETEC A/S DK0060055861 | 387,00 | 3,48% 13,00 | █ | 26.07.24 17:20:00 | 37.650 14.374.823,40 |
| CITYCON OYJ FI4000369947 | 4,106 | 0,64% 0,03 | █ | 26.07.24 18:00:00 | 139.534 571.491,86 |
| COLOPLAST A/S SER. B DK0060448595 | 889,20 | -0,47% -4,20 | | 26.07.24 17:20:00 | 131.312 116.893.978,30 |
| COREM PROPERTY GROUP AB SE0010714279 | 9,76 | 2,74% 0,26 | █ | 26.07.24 18:00:00 | 40.459 394.848,58 |
| COREM PROPERTY GROUP AB N... SE0010714287 | 9,74 | 1,72% 0,17 | █ | 26.07.24 18:00:00 | 933.197 9.088.634,14 |
| COREM PROPERTY GROUP AB N... SE0015961594 | 252,50 | 1,00% 2,50 | █ | 26.07.24 18:00:00 | 3.287 830.324,50 |
| CREADES AB CLASS A | 79,20 | -0,13% | | 26.07.24 | 35.151 |

| | | | | | |
|--|----------|-----------------|---|----------------------|-----------------------------|
| SE0015661236 | | -0,10 | | 18:00:00 | 2.783.215,86 |
| DAMPSKIBSSELSKABET NORDEN... DK0060083210 | 292,00 | -1,48% -4,40 | | 26.07.24 17:20:00 | 83.183 24.305.758,90 |
| DANSKE BANK A/S DK0010274414 | 209,30 | 0,05% 0,10 | | 26.07.24 17:20:00 | 989.345 206.922.829,85 |
| DEMANT A/S DK0060738599 | 256,60 | 1,83% 4,60 | █ | 26.07.24 17:20:00 | 187.390 47.832.775,10 |
| DFDS A/S DK0060655629 | 179,10 | 0,34% 0,60 | | 26.07.24 17:20:00 | 108.329 19.490.093,62 |
| DIOES FASTIGHETER AB SE0001634262 | 88,20 | -0,28% -0,25 | | 26.07.24 18:00:00 | 33.394 2.949.902,25 |
| DOMETIC GROUP AB SE0007691613 | 72,35 | 0,63% 0,45 | | 26.07.24 18:00:00 | 269.877 19.562.832,40 |
| DSV A/S DK0060079531 | 1.250,00 | 0,08% 1,00 | | 26.07.24 17:20:00 | 381.347 478.657.077,00 |
| ELECTROLUX AB SER. A SE0016589170 | 117,00 | 0,00% 0,00 | | 26.07.24 18:00:00 | 47 5.497,00 |
| ELECTROLUX AB SER. B SE0016589188 | 95,88 | 0,67% 0,64 | | 26.07.24 18:00:00 | 1.192.109 114.406.091,24 |
| ELECTROLUX PROFESSIONAL A... SE0013747870 | 66,20 | -1,34% -0,90 | | 26.07.24 18:00:00 | 78.917 5.223.896,60 |
| ELEKTA AB SER. B SE0000163628 | 66,85 | -0,67% -0,45 | | 26.07.24 18:00:00 | 1.141.653 76.455.900,56 |
| ELISA OYJ CLASS A FI0009007884 | 42,84 | 0,37% 0,16 | | 26.07.24 18:00:00 | 149.508 6.402.139,59 |
| EMBLA MEDICAL HF IS0000000040 | 31,00 | 1,97% 0,60 | █ | 26.07.24 17:20:00 | 55.974 1.739.821,90 |
| EMBRACER GROUP AB SER 'B' SE0016828511 | 27,25 | 1,19% 0,32 | █ | 26.07.24 18:00:00 | 4.752.902 129.126.006,93 |
| EPIROC AB CLASS A SE0015658109 | 199,40 | 0,73% 1,45 | | 26.07.24 18:00:00 | 522.431 104.133.145,34 |
| EPIROC AB CLASS B SE0015658117 | 179,50 | 1,30% 2,30 | █ | 26.07.24 18:00:00 | 142.062 25.461.265,00 |
| EQT AB SE0012853455 | 331,00 | 0,09% 0,30 | | 26.07.24 18:00:00 | 496.668 164.312.354,85 |
| ESSITY AB NAMN-AKTIER A SE0009922156 | 306,00 | 1,16% 3,50 | █ | 26.07.24 18:00:00 | 3.687 1.125.047,00 |
| ESSITY AB NAMN-AKTIER B SE0009922164 | 305,70 | 0,69% 2,10 | | 26.07.24 18:00:00 | 1.313.093 400.910.914,50 |
| EVOLUTION AB SE0012673267 | 1.033,00 | 1,82% 18,50 | █ | 26.07.24 18:00:00 | 529.732 544.542.628,50 |
| FABEGE AB SE0011166974 | 88,55 | -0,17% -0,15 | | 26.07.24 18:00:00 | 183.681 16.274.988,13 |
| FAST PARTNER AB SE0013512506 | 70,10 | -1,68% -1,20 | | 26.07.24 18:00:00 | 30.098 2.116.704,95 |
| FASTIGHETS AB BALDER SER.... SE0017832488 | 79,20 | 0,03% 0,02 | | 26.07.24 18:00:00 | 1.061.172 84.355.771,73 |
| FASTPARTNER AB NAMN-AKTIE... SE0013512514 | 73,40 | 0,82% 0,60 | | 26.07.24 18:00:00 | 25.483 1.857.230,50 |
| FENIX OUTDOOR INTERNATIONAL... CH0242214887 | 628,00 | -0,48% -3,00 | | 26.07.24 18:00:00 | 1.197 754.631,00 |
| FISKARS OYJ CLASS A FI0009000400 | 15,96 | -0,50% -0,08 | | 26.07.24 18:00:00 | 1.611 25.792,96 |
| FLSMIDTH & CO. A/S DK0010234467 | 336,40 | 2,81% 9,20 | █ | 26.07.24 17:20:00 | 76.865 25.739.356,50 |

| | | | | | |
|--|----------|-----------------|---|----------------------|-----------------------------|
| FORTNOX AB NAMN-AKTIER O... SE0017161243 | 65,80 | 1,48% 0,96 |  | 26.07.24 18:00:00 | 451.395 29.709.931,65 |
| FORTUM CORPORATION FI0009007132 | 13,725 | 0,66% 0,09 |  | 26.07.24 18:00:00 | 936.339 12.837.031,40 |
| GENMAB A/S DK0010272202 | 1.943,00 | 1,01% 19,50 |  | 26.07.24 17:20:00 | 99.254 192.202.552,75 |
| GETINGE AB SER. B SE0000202624 | 208,80 | -0,19% -0,40 |  | 26.07.24 18:00:00 | 371.638 77.595.757,40 |
| GN STORE NORD A/S DK0010272632 | 174,95 | 2,40% 4,10 |  | 26.07.24 17:20:00 | 337.686 58.731.942,36 |
| H. LUNDBECK A/S SER. A DK0061804697 | 35,95 | 1,41% 0,50 |  | 26.07.24 17:20:00 | 104.783 3.744.606,45 |
| H. LUNDBECK A/S SER. B DK0061804770 | 41,54 | 1,32% 0,54 |  | 26.07.24 17:20:00 | 247.027 10.213.312,00 |
| HEMNET GROUP AB NAMN-AKTI... SE0015671995 | 394,40 | -0,70% -2,80 |  | 26.07.24 18:00:00 | 137.375 54.236.217,30 |
| HENNES & MAURITZ AB 'B' SE0000106270 | 165,95 | 0,21% 0,35 |  | 26.07.24 18:00:00 | 1.544.528 256.276.955,03 |
| HEXAGON AB SER. B SE0015961909 | 107,25 | -3,29% -3,65 |  | 26.07.24 18:00:00 | 8.147.727 869.635.866,59 |
| HEXPOL AB CLASS B SE0007074281 | 118,30 | 0,42% 0,50 |  | 26.07.24 18:00:00 | 176.466 20.871.756,60 |
| HMS NETWORKS AB SE0009997018 | 401,00 | 2,61% 10,20 |  | 26.07.24 18:00:00 | 39.387 15.825.141,80 |
| HOLMEN AB SER. A SE0011090000 | 413,00 | -1,20% -5,00 |  | 26.07.24 18:00:00 | 850 350.963,00 |
| HOLMEN AB SER. B SE0011090018 | 417,20 | -2,07% -8,80 |  | 26.07.24 18:00:00 | 176.747 73.524.817,60 |
| HUFVUDSTADEN AB SER. A SE0000170375 | 129,40 | 0,00% 0,00 |  | 26.07.24 18:00:00 | 104.279 13.495.937,90 |
| HUHTAMAEMI OYJ FI0009000459 | 38,34 | 1,16% 0,44 |  | 26.07.24 18:00:00 | 131.613 5.011.844,35 |
| HUSQVARNA AB SER. A SE0001662222 | 72,30 | -0,28% -0,20 |  | 26.07.24 18:00:00 | 4.358 316.101,90 |
| HUSQVARNA AB SER. B SE0001662230 | 72,50 | -0,14% -0,10 |  | 26.07.24 18:00:00 | 1.139.777 82.679.297,74 |
| INDUSTRIVAERDEN AB SER. A SE0000190126 | 363,00 | 0,61% 2,20 |  | 26.07.24 18:00:00 | 89.319 32.383.851,80 |
| INDUSTRIVAERDEN AB SER. C SE0000107203 | 360,00 | 0,64% 2,30 |  | 26.07.24 18:00:00 | 249.545 89.613.498,45 |
| INDUTRADE AB SE0001515552 | 314,00 | 1,62% 5,00 |  | 26.07.24 18:00:00 | 112.982 35.443.850,20 |
| INSTALCO AB SE0017483506 | 50,45 | 2,58% 1,27 |  | 26.07.24 18:00:00 | 105.315 5.295.670,36 |