

# OMX NORDIC LARGE CAP (EUR)(TR)

ISIN: **SE0001775578** WKN: -

## Overview

2024/05/15 12:10:25	
<b>Price</b>	<b>444.8601</b> EUR
<b>Difference</b>	<span style="color: green;">▲</span> 0.44% (1.94)
<b>General attributes</b>	
ISIN	SE0001775578
Symbol	-
Country	Sweden
Instruments in index	237
Type of index	-
Security type	Index
<b>Market data</b>	
Open	445.3734 EUR
High	445.8124 EUR
Low	444.5380 EUR
Close (prev. day)	442.9159 EUR
Trading volume (m)	-
Volume (pcs)	-



Information about previous performance does not guarantee future performance.  
Source: FactSet

### Top 5

Name	Price	+ - (%)	Trend
AMBU A/S	132.25	+9.12	<span style="color: green;">▲</span>
BIOARCTIC ...	228.80	+8.85	<span style="color: green;">▲</span>
H. LUNDBEC...	32.85	+8.42	<span style="color: green;">▲</span>
H. LUNDBEC...	38.34	+6.74	<span style="color: green;">▲</span>
ADDLIFE AB...	116.60	+5.05	<span style="color: green;">▲</span>

Intraday 1w 1m 6m 1y 3y

### Flop 5

Name	Price	+ - (%)	Trend
GETINGE AB...	188.25	-13.29	<span style="color: red;">▼</span>
NESTE CORP...	19.33	-12.85	<span style="color: red;">▼</span>
LAGERCRANT...	162.60	-3.73	<span style="color: red;">▼</span>
SVITZER GR...	251.50	-3.27	<span style="color: red;">▼</span>
NIBE INDUS...	58.30	-3.22	<span style="color: red;">▼</span>

Intraday 1w 1m 6m 1y 3y

### Recent research

on market		
Date	Headline	Download
2024/05/08	Marktkommentar	<a href="#">Download</a>
2024/04/26	Global Equity Ratings	<a href="#">Download</a>
2024/04/26	Aktienempfehlungen Global	<a href="#">Download</a>
2024/04/03	Global Equity Ratings	<a href="#">Download</a>
2024/04/03	Aktienempfehlungen Global	<a href="#">Download</a>

**Futures and Options**

**Related Futures** -

**Related Options** -

## Details

2024/05/15 12:10:25

Price

**444.8601** EUR

Difference



0.44% (1.94)

### General attributes

ISIN SE0001775578

Symbol -

Country Sweden

Security type Index

Instruments in index 237

### Market data

Open 445.3734 EUR

High 445.8124 EUR

Low 444.5380 EUR

Close (prev. day) 442.9159 EUR

Trading volume (m) -

Volume (pcs) -

### Performance and Risk

	6m	1y	3y
Perf (%)	+22.18%	+17.69%	+21.02%
Perf (abs.)	+80.40	+66.57	+76.93
Beta	-	-	-
Volatility	11.79	13.57	18.50



Information about previous performance does not guarantee future performance.

Source: FactSet

### Price data














Ø price 5 days   Ø volume 5 days (pcs.)	438.9199 EUR (0)
Ø price 30 days   Ø volume 30 days (pcs.)	426.8931 EUR (0)
Ø price 100 days   Ø volume 100 days (pcs.)	414.6478 EUR (0)
Ø price 250 days   Ø volume 250 days (pcs.)	381.9621 EUR (0)
YTD High   date	443.8613 EUR (2024/05/14)
YTD Low   date	385.5365 EUR (2024/01/17)
52 Weeks High   date	443.8613 EUR (2024/05/14)
52 Weeks Low   date	335.3187 EUR (2023/10/26)

## Composition

Name ISIN	Price	Diff % Diff +/-	Performance	Date Time	Turnover Pc. Turnover Money
A.P. MOLLER-MAERSK A/S CL... DK0010244425	11,100.00	0.18% 20.00		24/05/15 12:06:47	3,007 33,680,290.00
A.P. MOLLER-MAERSK B DK0010244508	11,455.00	0.17% 20.00		24/05/15 12:09:58	12,748 147,588,505.00
AAK AB SE0011337708	288.80	-0.14% -0.40		24/05/15 12:09:34	40,197 11,631,580.00
ABB LTD CH0012221716	568.60	0.00% 0.00		24/05/15 12:09:43	190,303 108,256,511.10
ADDLIFE AB SER. B SE0014401378	116.60	5.05% 5.60	█	24/05/15 12:08:40	74,412 8,507,804.60
ADDNODE GROUP AB SER. B SE0017885767	114.90	0.79% 0.90		24/05/15 12:07:28	33,042 3,789,210.70
ADDTECH AB SER. B SE0014781795	238.60	0.00% 0.00		24/05/15 12:10:22	14,785 3,495,720.20
AFRY AB SE0005999836	186.90	0.00% 0.00		24/05/15 12:04:11	75,518 14,110,433.80
ALFA LAVAL AB SE0000695876	486.50	0.31% 1.50		24/05/15 12:07:08	100,530 48,838,778.20
ALK-ABELLÓ B A/S DK0061802139	152.60	-1.23% -1.90		24/05/15 12:09:48	85,518 13,062,662.90
ALLEIMA AB NPV SE0017615644	65.95	0.15% 0.10		24/05/15 12:09:49	143,703 9,454,883.45
ALM BRAND A/S DK0015250344	13.16	0.69% 0.09		24/05/15 12:06:57	215,974 2,836,974.86
ALVOTECH SA CLASS A LU2458332611	1,840.00	-0.54% -10.00		24/05/15 12:09:29	31,905 58,838,060.00
AMBU A/S DK0060946788	132.25	9.12% 11.05	█	24/05/15 12:10:27	1,391,552 178,418,907.00
ARION BANK HF IS0000028157	138.00	0.00% 0.00		24/05/15 11:52:37	475,652 65,413,672.00
ARION BANK SDR EACH REP 1... SE0010413567	10.75	0.00% 0.00		24/05/15 12:05:18	9,430 100,391.50
ARJO AB SER'B'NPV SE0010468116	49.04	-0.93% -0.46		24/05/15 12:06:18	64,292 3,167,231.36
ASSA ABLOY AB SER. B SE0007100581	314.60	0.22% 0.70		24/05/15 12:07:14	203,009 64,057,265.15
ASTRAZENECA PLC GB0009895292	1,657.50	-0.69% -11.50		24/05/15 12:10:01	54,757 91,117,808.75
ATLAS COPCO AB SER. A SE0017486889	199.40	-0.03% -0.05		24/05/15 12:10:13	378,629 75,338,406.10
ATLAS COPCO AB SER. B SE0017486897	172.80	-0.23% -0.40		24/05/15 12:10:26	214,720 37,090,817.45
ATRIUM LJUNGBERG AB SER. ... SE0000191827	210.00	0.96% 2.00	█	24/05/15 12:07:52	18,858 3,952,836.00
AUTOLIV INC. SDB SE0021309614	1,310.20	-0.49% -6.40		24/05/15 12:08:34	17,580 23,061,981.20

AVANZA BANK HOLDING AB SE0012454072	262.20	-0.04% -0.10		24/05/15 12:10:02	63,064 16,512,213.25
AXFOOD AB SE0006993770	292.60	-0.14% -0.40		24/05/15 12:09:53	45,703 13,401,631.20
BAVARIAN NORDIC A/S DK0015998017	168.35	0.54% 0.90		24/05/15 12:10:31	120,662 20,330,483.40
BEIJER REF AB SER. B SE0015949748	172.90	-1.34% -2.35		24/05/15 12:09:36	329,980 57,143,331.70
BETSSON AB SER. B SE0020845014	126.30	-0.79% -1.00		24/05/15 12:09:59	58,330 7,352,410.90
BETTER COLLECTIVE A/S EUR... DK0060952240	288.00	-2.37% -7.00		24/05/15 12:06:31	116,629 33,642,571.25
BILIA AB SER. A SE0009921588	147.50	0.48% 0.70		24/05/15 11:53:18	20,051 2,963,708.00
BILLERUD AB SE0000862997	99.40	1.58% 1.55		24/05/15 12:07:44	162,970 16,052,540.63
BIOARCTIC AB SER. B SE0010323311	228.80	8.85% 18.60		24/05/15 12:06:27	170,532 38,435,101.40
BIOTAGE AB SE0000454746	171.70	0.12% 0.20		24/05/15 11:35:02	68,228 11,741,559.40
BOLIDEN AB SE0020050417	374.60	1.93% 7.10		24/05/15 12:10:35	484,304 181,221,030.95
BRAVIDA HOLDING AB SE0007491303	81.45	1.88% 1.50		24/05/15 12:10:34	89,383 7,237,336.10
BRIM HF. IS0000000297	77.00	0.00% 0.00		24/05/14 17:20:35	1,041,468 79,388,977.60
BURE EQUITY AB SE0000195810	371.60	0.22% 0.80		24/05/15 12:10:13	99,665 36,928,366.90
CAMURUS AB NPV SE0007692850	564.50	0.44% 2.50		24/05/15 12:08:39	17,610 9,947,709.00
CARGOTEC OYJ CLASS B FI0009013429	80.00	0.57% 0.45		24/05/15 12:10:06	21,562 1,723,256.20
CARLSBERG A A/S DK0010181676	1,150.00	-0.86% -10.00		24/05/15 11:44:22	451 514,000.00
CARLSBERG A/S SER. 'B' DK0010181759	976.20	0.47% 4.60		24/05/15 12:09:46	19,342 18,876,394.00
CASTELLUM AB SE0000379190	135.20	3.09% 4.05		24/05/15 12:10:27	661,736 88,785,274.24
CATENA AB SE0001664707	527.00	3.13% 16.00		24/05/15 12:03:24	12,907 6,713,282.00
CHEMOMETEC A/S DK0060055861	356.60	3.18% 11.00		24/05/15 12:09:44	57,758 20,458,777.10
CITYCON OYJ FI4000369947	4.066	0.79% 0.03		24/05/15 12:10:00	66,558 268,921.67
COLOPLAST A/S SER. B DK0060448595	828.40	-0.79% -6.60		24/05/15 12:10:05	60,370 50,231,450.30
COREM PROPERTY GRP SE0010714279	9.54	2.58% 0.24		24/05/15 11:00:04	5,305 49,682.56
COREM PROPERTY GRP SER'B'... SE0010714287	9.435	2.17% 0.20		24/05/15 12:10:33	394,764 3,710,804.67
COREM PROPERTY GRP SER'D'... SE0015961594	230.00	0.88% 2.00		24/05/15 12:09:57	1,839 421,934.50
CREADES AB CLASS A SE0015661236	76.45	1.53% 1.15		24/05/15 12:10:35	36,913 2,808,021.35
DAMPKIBSSELSKABET NORDEN...	331.80	1.65%		24/05/15	87,053

DK0060083210		5.40		12:09:45	29,059,028.10
DANSKE BANK A/S DK0010274414	193.05	-0.41% -0.80		24/05/15 12:10:31	386,887 74,723,393.23
DEMANT A/S DK0060738599	324.00	0.25% 0.80		24/05/15 12:06:34	29,694 9,613,778.80
DFDS A/S DK0060655629	219.20	-1.62% -3.60		24/05/15 12:10:06	55,508 12,289,162.80
DIÖS FASTIGHETER AB SE0001634262	90.95	1.06% 0.95		24/05/15 12:03:13	36,283 3,293,526.96
DOMETIC GROUP AB SE0007691613	81.65	-2.45% -2.05		24/05/15 12:04:30	157,465 12,946,650.95
DSV A/S DK0060079531	1,043.00	-0.14% -1.50		24/05/15 12:10:30	60,633 63,580,058.50
ELECTROLUX AB SER. A SE0016589170	118.00	2.61% 3.00		24/05/15 11:00:02	1,030 109,710.00
ELECTROLUX AB SER. B SE0016589188	103.30	-1.20% -1.25		24/05/15 12:09:37	457,712 47,248,065.94
ELECTROLUX PROFESSIONAL A... SE0013747870	72.90	-0.95% -0.70		24/05/15 12:01:01	30,586 2,228,235.55
ELEKTA AB SER. B SE0000163628	81.85	-0.18% -0.15		24/05/15 12:07:02	44,472 3,646,847.25
ELISA OYJ CLASS A FI0009007884	42.48	1.05% 0.44		24/05/15 12:03:26	37,471 1,585,676.60
EMBLA MEDICAL HF IS0000000040	29.20	1.39% 0.40		24/05/15 11:57:02	6,073 177,294.70
EMBRACER GROUP AB SER 'B' SE0016828511	30.97	0.49% 0.15		24/05/15 12:10:27	3,424,965 107,040,436.00
EPIROC AB CLASS A SE0015658109	217.40	0.37% 0.80		24/05/15 12:09:54	127,761 27,378,614.80
EPIROC AB CLASS B SE0015658117	196.10	-0.61% -1.20		24/05/15 12:07:32	51,747 10,151,861.60
EQT AB SE0012853455	336.80	0.45% 1.50		24/05/15 12:10:25	222,890 75,101,306.70
ERICSSON(LM)TEL SE0000108656	61.36	-0.90% -0.56		24/05/15 12:10:17	1,663,003 102,124,843.37
ERICSSON(LM)TEL SE0000108649	61.80	-0.48% -0.30		24/05/15 12:10:17	12,175 634,177.00
ESSITY AB SER'A'NPV SE0009922156	277.00	-1.07% -3.00		24/05/15 11:53:30	5,981 1,668,289.50
ESSITY AB SER'B'NPV SE0009922164	276.90	-1.11% -3.10		24/05/15 12:09:52	263,077 73,136,324.50
EVOLUTION AB SE0012673267	1,196.50	0.13% 1.50		24/05/15 12:10:37	124,247 149,428,237.25
FABEGE AB SE0011166974	93.20	2.42% 2.20		24/05/15 12:10:35	75,175 6,943,355.23
FAST PARTNER AB SE0013512506	80.10	0.75% 0.60		24/05/15 12:04:32	22,122 1,765,314.55
FASTIGHETS AB BALDER SER.... SE0017832488	75.34	2.56% 1.88		24/05/15 12:10:27	799,951 59,889,868.90
FASTPARTNER AB SER'D'NPV SE0013512514	67.30	0.60% 0.40		24/05/15 12:09:45	3,309 222,011.00
FENIX OUTDOOR INTERNATIONAL... CH0242214887	692.00	-0.43% -3.00		24/05/15 12:10:22	742 515,300.00
FISKARS OYJ CLASS A FI0009000400	17.12	-0.23% -0.04		24/05/15 11:55:28	3,187 54,800.82

FLSMIDTH & CO. A/S DK0010234467	400.00	4.38% 16.80		24/05/15 12:09:05	217,631 83,018,092.30
FORTNOX AB NPV SE0017161243	69.54	0.78% 0.54		24/05/15 12:10:04	315,063 22,062,424.32
FORTUM CORPORATION FI0009007132	13.925	0.32% 0.05		24/05/15 12:10:24	247,947 3,454,897.93
GENMAB A/S DK0010272202	2,029.00	0.20% 4.00		24/05/15 12:07:43	10,781 21,892,338.50
GETINGE AB SER. B SE0000202624	188.25	-13.29% -28.85		24/05/15 12:10:33	3,655,337 717,694,571.26
GN STORE NORD A/S DK0010272632	204.70	1.54% 3.10		24/05/15 12:08:55	214,478 43,643,589.85
H. LUNDBECK A/S SER. A DK0061804697	32.85	8.42% 2.55		24/05/15 12:07:08	401,549 13,019,629.35
H. LUNDBECK A/S SER. B DK0061804770	38.34	6.74% 2.42		24/05/15 12:08:49	1,253,305 47,611,169.55
HEMNET GROUP AB NPV SE0015671995	298.60	0.95% 2.80		24/05/15 12:09:42	37,013 11,044,481.90
HENNES & MAURITZ AB 'B' SE0000106270	175.20	-0.48% -0.85		24/05/15 12:10:23	401,649 70,155,204.90
HEXAGON AB SER. B SE0015961909	122.75	-0.12% -0.15		24/05/15 12:10:15	412,140 50,757,213.66
HEXPOL AB CLASS B SE0007074281	129.40	-0.77% -1.00		24/05/15 12:04:23	22,105 2,815,529.30
HMS NETWORKS AB SE0009997018	446.60	0.90% 4.00		24/05/15 12:04:29	11,800 5,257,518.40
HOLMEN AB SER. A SE0011090000	449.00	1.81% 8.00		24/05/15 11:48:03	490 219,318.00
HOLMEN AB SER. B SE0011090018	452.00	1.12% 5.00		24/05/15 12:08:46	53,321 24,098,696.20
HUFVUDSTADEN AB SER. A SE0000170375	130.10	1.17% 1.50		24/05/15 12:10:20	46,895 6,089,696.20
HUHTAMÄKI OYJ FI0009000459	37.56	0.43% 0.16		24/05/15 12:07:39	29,819 1,119,934.32
HUSQVARNA AB SER. A SE0001662222	91.40	0.99% 0.90		24/05/15 12:09:47	2,015 182,631.40
HUSQVARNA AB SER. B SE0001662230	91.26	0.13% 0.12		24/05/15 12:10:30	87,145 7,936,182.65
INDUSTRIVÄRDEN AB SER. A SE0000190126	366.20	-0.11% -0.40		24/05/15 11:59:18	19,930 7,321,448.80
INDUSTRIVÄRDEN AB SER. C SE0000107203	365.30	-0.25% -0.90		24/05/15 12:10:31	105,411 38,588,616.45
INDUTRADE AB SE0001515552	273.40	0.29% 0.80		24/05/15 12:05:36	62,406 17,075,376.90