

OMX NORDIC LARGE CAP (EUR)(TR)

ISIN: **SE0001775578** WKN: -

Übersicht

10.05.2024 17:35:05

Kurs

437,9507 EUR

Differenz ▲ 1,05% (4,55)

Stammdaten

ISIN SE0001775578

Symbol -

Land Schweden

Anzahl der enthaltenen Werte im Index 237

Index-Typ -

Wertpapierkategorie Index

Top 5

Name	Kurs	+ - (%)	Trend
LUNDIN GOL...	20,29	+8,66	▲
EMBRACER G...	29,73	+6,06	▲
SAMHALLSBY...	6,84	+6,05	▲
CAMURUS AB...	564,00	+5,42	▲
INSTALCO A...	37,98	+4,92	▲

Intraday 1W 1M 6M 1J 3J

Flop 5

Name	Kurs	+ - (%)	Trend
GETINGE AB...	211,90	-8,86	▼
DFDS A/S	223,80	-2,70	▼
JYSKE BANK...	541,50	-2,43	▼
SAGAX AB S...	281,00	-2,43	▼
SAAB AB SE...	226,30	-2,35	▼

Intraday 1W 1M 6M 1J 3J



Nähere Infos zu den Ländern &



Die Wertentwicklung der Vergangenheit lässt keine verlässlichen Rückschlüsse auf die zukünftige Entwicklung eines Finanzinstruments zu.

Quelle: FactSet

Aktuellstes Research

Märkte		
Datum	Überschrift	Download
08.05.2024	Marktkommentar	
26.04.2024	Global Equity Ratings	
26.04.2024	Aktienempfehlungen Global	
03.04.2024	Global Equity Ratings	
03.04.2024	Aktienempfehlungen Global	

Regionen

➤ **Märkte nach Region**

Details

10.05.2024 17:35:05

Kurs

437,9507 EUR

Differenz ▲ 1,05% (4,55)

Stammdaten

ISIN	SE0001775578
Symbol	-
Land	Schweden
Wertpapierkategorie	Index
Anzahl der enthaltenen Werte im Index	237

Marktdaten

Eröffnung	435,6070 EUR
Hoch	438,7923 EUR
Tief	435,6070 EUR
Schluss Vortag	433,4037 EUR
Volumen (Mio.)	-
Volumen (Stück)	-

Performance und Risiko

	6M	1J	3J
Perf (%)	+24,17%	+17,56%	+17,99%
Perf (abs.)	+85,25	+65,42	+66,78
Beta	-	-	-
Volatilität	12,14	13,56	18,49



5J

Die Wertentwicklung der Vergangenheit lässt keine verlässlichen Rückschlüsse auf die zukünftige Entwicklung eines Finanzinstruments zu.

Quelle: FactSet

Kursdaten





























Ø Kurs 5 Tage Ø Volumen 5 Tage (Stk.)	433,0978 EUR (0)
Ø Kurs 30 Tage Ø Volumen 30 Tage (Stk.)	425,8577 EUR (0)
Ø Kurs 100 Tage Ø Volumen 100 Tage (Stk.)	413,6338 EUR (0)
Ø Kurs 250 Tage Ø Volumen 250 Tage	381,4146 EUR (0)
Hoch seit 1.1. Datum	438,7923 EUR (10.05.2024)
Tief seit 1.1. Datum	385,5365 EUR (17.01.2024)
52 Wochen Hoch Datum	438,7923 EUR (10.05.2024)
52 Wochen Tief Datum	335,3187 EUR (26.10.2023)

Enthaltene Werte






















Seite 1 von 3

<< < > >>

Name ISIN	Kurs	Diff % Diff /-	Performance	Datum Zeit	Gehandelte Stück Umsatz Geld
A.P. MOLLER-MAERSK A/S CL... DK0010244425	10.160,00	2,11% 210,00		08.05.24 16:59:52	6.362 63.984.135,00
A.P. MOLLER-MAERSK B DK0010244508	10.435,00	2,86% 290,00		08.05.24 16:59:41	24.703 254.651.015,00
AAK AB SE0011337708	292,60	0,76% 2,20		10.05.24 17:29:42	441.034 128.591.012,40
AB SAGAX NAMN-AKTIER D O... SE0009161052	31,50	1,12% 0,35		10.05.24 17:29:53	255.003 8.011.965,55
ABB LTD CH0012221716	562,80	1,22% 6,80		10.05.24 17:29:53	506.181 283.847.442,10
ADDLIFE AB SER. B SE0014401378	108,20	0,74% 0,80		10.05.24 17:29:39	84.915 9.113.726,40
ADDNODE GROUP AB SER. B SE0017885767	115,00	0,88% 1,00		10.05.24 17:29:34	114.124 13.061.174,60
ADDTECH AB SER. B SE0014781795	242,80	1,93% 4,60		10.05.24 17:29:47	167.667 40.240.045,50
AFRY AB SE0005999836	185,80	1,70% 3,10		10.05.24 17:29:38	140.825 25.789.974,90
ALFA LAVAL AB SE0000695876	486,80	1,88% 9,00		10.05.24 17:29:51	686.880 333.795.131,50
ALK-ABELLÓ B A/S DK0061802139	153,30	-0,13% -0,20		08.05.24 16:59:44	281.316 43.014.339,40
ALLEIMA AB NAMN-AKTIER O... SE0017615644	64,75	0,54% 0,35		10.05.24 17:29:45	496.850 32.421.979,16
ALM BRAND A/S DK0015250344	13,31	0,45% 0,06		08.05.24 16:59:49	1.420.583 18.791.291,89
ALVOTECH SA CLASS A LU2458332611	1.870,00	0,00% 0,00		10.05.24 17:29:53	122.143 228.138.215,00
AMBU A/S DK0060946788	119,55	-0,46% -0,55		08.05.24 16:59:42	312.593 37.238.248,35
ARION BANK HF IS0000028157	135,00	-0,74% -1,00		10.05.24 17:23:08	2.847.303 382.448.917,00
ARION BANK HF. NAMN-AKTIE... SE0010413567	10,60	-2,30% -0,25		10.05.24 17:20:06	37.620 400.107,65
ARJO AB NAMN-AKTIER B O.N... SE0010468116	47,00	2,66% 1,22		10.05.24 17:29:41	454.363 21.210.897,68
ASSA ABLOY AB SER. B SE0007100581	315,40	2,84% 8,70		10.05.24 17:29:55	2.441.462 769.730.492,75
ASTRAZENECA PLC GB0009895292	1.679,50	0,27% 4,50		10.05.24 17:29:48	161.665 270.927.622,75
ATLAS COPCO AB SER. A SE0017486889	202,50	1,38% 2,75		10.05.24 17:29:57	3.614.908 730.840.155,30
ATLAS COPCO AB SER. B SE0017486897	175,70	1,27% 2,20		10.05.24 17:29:46	1.352.595 236.829.611,91
ATRIUM LJUNGBERG AB SER. ... SE0000191827	206,00	-0,24% -0,50		10.05.24 17:29:41	38.826 8.002.878,00

AUTOLIV INC. SDB SE0021309614	1.351,20	0,46% 6,20		10.05.24 17:29:33	99.826 134.558.755,30
AVANZA BANK HOLDING AB SE0012454072	251,80	2,27% 5,60		10.05.24 17:29:33	317.362 79.431.509,15
AXFOOD AB SE0006993770	295,50	0,51% 1,50		10.05.24 17:29:41	303.088 89.152.287,90
BAVARIAN NORDIC A/S DK0015998017	162,90	0,25% 0,40		08.05.24 16:59:56	1.800.883 282.812.028,57
BEIJER REF AB SER. B SE0015949748	168,45	4,43% 7,15		10.05.24 17:29:53	651.587 109.388.543,99
BETSSON AB SER. B SE0020845014	127,90	0,31% 0,40		10.05.24 17:29:39	449.420 57.903.085,15
BETTER COLLECTIVE A/S NAV... DK0060952240	285,50	-0,35% -1,00		10.05.24 17:29:56	40.414 11.534.408,50
BILIA AB SER. A SE0009921588	145,20	1,97% 2,80		10.05.24 17:29:34	92.090 13.350.092,65
BILLERUD AB SE0000862997	93,70	1,57% 1,45		10.05.24 17:29:32	504.507 46.854.026,72
BIOARCTIC AB SER. B SE0010323311	203,00	4,10% 8,00		10.05.24 17:29:59	102.990 20.628.866,50
BIOTAGE AB SE0000454746	170,00	-0,87% -1,50		10.05.24 17:29:47	79.220 13.473.872,20
BOLIDEN AB SE0020050417	369,30	3,59% 12,80		10.05.24 17:29:55	1.268.427 467.366.703,95
BRAVIDA HOLDING AB SE0007491303	80,75	4,67% 3,60		10.05.24 17:29:39	763.189 60.871.971,36
BRIM HF. IS0000000297	77,80	1,04% 0,80		10.05.24 17:19:05	149.200 11.531.560,00
BURE EQUITY AB SE0000195810	373,20	2,64% 9,60		10.05.24 17:29:54	70.342 25.903.652,20
CAMURUS AB NAMN-AKTIER O.... SE0007692850	564,00	5,42% 29,00		10.05.24 17:29:39	168.823 94.262.164,00
CARGOTEC OYJ CLASS B FI0009013429	78,60	2,61% 2,00		10.05.24 17:29:48	65.586 5.142.194,39
CARLSBERG A A/S DK0010181676	1.180,00	-0,42% -5,00		08.05.24 16:59:59	917 1.106.755,00
CARLSBERG A/S SER. 'B' DK0010181759	956,20	2,16% 20,20		08.05.24 16:59:40	257.831 246.763.559,01
CASTELLUM AB SE0000379190	130,95	-2,35% -3,15		10.05.24 17:29:57	2.082.941 272.737.240,04
CATENA AB SE0001664707	515,00	1,98% 10,00		10.05.24 17:29:39	64.035 32.575.783,00
CHEMOMETEC A/S DK0060055861	312,80	-0,64% -2,00		08.05.24 16:59:41	83.650 26.177.282,00
CITYCON OYJ FI4000369947	4,014	0,05% 0,00		10.05.24 17:29:36	194.407 776.338,92
COLOPLAST A/S SER. B DK0060448595	845,20	0,33% 2,80		08.05.24 16:59:46	227.826 192.252.611,39
COREM PROPERTY GROUP AB SE0010714279	9,00	0,45% 0,04		10.05.24 17:29:42	61.590 552.420,00
COREM PROPERTY GROUP AB N... SE0010714287	8,96	-0,99% -0,09		10.05.24 17:29:45	851.626 7.706.500,81
COREM PROPERTY GROUP AB N... SE0015961594	226,50	-0,44% -1,00		10.05.24 17:29:43	4.635 1.053.155,50
CREADES AB CLASS A	73,85	2,00%		10.05.24	101.705

SE0015661236		1,45		17:29:57	7.484.517,95
DAMPSKIBSSELSKABET NORDEN... DK0060083210	305,00	2,83% 8,40		08.05.24 16:59:44	131.066 39.709.198,40
DANSKE BANK A/S DK0010274414	190,75	-2,18% -4,25		08.05.24 16:59:53	2.487.597 476.756.020,88
DEMANT A/S DK0060738599	320,40	0,00% 0,00		08.05.24 16:59:58	284.068 91.574.071,60
DFDS A/S DK0060655629	223,80	-2,70% -6,20		08.05.24 16:59:39	243.349 53.926.607,99
DIOES FASTIGHETER AB SE0001634262	90,00	0,17% 0,15		10.05.24 17:29:32	209.175 18.463.533,11
DOMETIC GROUP AB SE0007691613	83,35	1,46% 1,20		10.05.24 17:29:49	500.101 41.929.734,75
DSV A/S DK0060079531	1.018,50	0,20% 2,00		08.05.24 16:59:53	352.176 358.016.485,75
ELECTROLUX AB SER. A SE0016589170	115,00	1,77% 2,00		10.05.24 17:29:35	264 23.701,00
ELECTROLUX AB SER. B SE0016589188	101,00	4,27% 4,14		10.05.24 17:29:34	2.037.851 204.736.646,18
ELECTROLUX PROFESSIONAL A... SE0013747870	74,70	-0,66% -0,50		10.05.24 17:29:47	800.870 61.183.466,55
ELEKTA AB SER. B SE0000163628	80,35	1,45% 1,15		10.05.24 17:29:59	777.131 62.379.442,25
ELISA OYJ CLASS A FI0009007884	42,14	0,43% 0,18		10.05.24 17:29:42	234.912 9.916.996,76
EMBLA MEDICAL HF IS0000000040	29,00	-1,69% -0,50		08.05.24 16:59:32	45.679 1.329.215,10
EMBRACER GROUP AB SER 'B' SE0016828511	29,73	6,06% 1,70		10.05.24 17:29:34	13.528.844 405.256.622,97
EPIROC AB CLASS A SE0015658109	218,00	1,63% 3,50		10.05.24 17:29:38	819.248 178.260.118,50
EPIROC AB CLASS B SE0015658117	197,20	2,07% 4,00		10.05.24 17:29:40	276.366 54.347.184,00
EQT AB SE0012853455	325,60	4,36% 13,60		10.05.24 17:29:32	1.275.962 414.582.538,50
ESSITY AB NAMN-AKTIER A SE0009922156	280,00	0,54% 1,50		10.05.24 17:29:55	4.635 1.292.791,00
ESSITY AB NAMN-AKTIER B SE0009922164	279,10	0,54% 1,50		10.05.24 17:29:57	1.263.681 352.286.228,20
EVOLUTION AB SE0012673267	1.240,00	0,40% 5,00		10.05.24 17:29:33	380.986 472.605.631,25
FABEGE AB SE0011166974	89,20	-1,33% -1,20		10.05.24 17:29:38	657.337 58.907.357,33
FAST PARTNER AB SE0013512506	75,00	1,63% 1,20		10.05.24 17:29:50	266.863 19.794.699,45
FASTIGHETS AB BALDER SER.... SE0017832488	72,00	2,36% 1,66		10.05.24 17:29:59	1.726.263 123.889.850,65
FASTPARTNER AB NAMN-AKTIE... SE0013512514	66,20	1,69% 1,10		10.05.24 17:16:18	10.042 661.524,60
FENIX OUTDOOR INTERNATIONAL... CH0242214887	692,00	-1,28% -9,00		10.05.24 17:29:54	2.155 1.496.696,00
FISKARS OYJ CLASS A FI0009000400	17,22	-0,12% -0,02		10.05.24 17:29:59	8.472 145.760,96
FLSMIDTH & CO. A/S DK0010234467	363,40	0,55% 2,00		08.05.24 16:59:49	75.139 27.324.888,70

FORTNOX AB NAMN-AKTIER O...	64,78	1,82%		10.05.24	1.051.837
SE0017161243		1,16		17:29:40	67.821.139,03
FORTUM CORPORATION	13,405	2,25%		10.05.24	3.477.044
FI0009007132		0,30		17:29:46	46.894.623,23
GENMAB A/S	2.003,00	-0,45%		08.05.24	98.861
DK0010272202		-9,00		16:59:49	198.799.335,50
GETINGE AB SER. B	211,90	-8,86%		10.05.24	3.588.159
SE0000202624		-20,60		17:29:54	760.767.827,30
GN STORE NORD A/S	202,60	0,30%		08.05.24	485.065
DK0010272632		0,60		16:59:50	97.702.250,75
H. LUNDBECK A/S SER. A	29,50	0,34%		08.05.24	65.960
DK0061804697		0,10		16:59:37	1.939.364,33
H. LUNDBECK A/S SER. B	34,58	1,11%		08.05.24	417.062
DK0061804770		0,38		16:59:58	14.160.913,40
HEMNET GROUP AB NAMN-AKTI...	297,60	-1,91%		10.05.24	194.401
SE0015671995		-5,80		17:29:34	57.918.072,70
HENNES & MAURITZ AB 'B'	170,55	1,76%		10.05.24	1.866.763
SE0000106270		2,95		17:29:44	316.979.716,44
HEXAGON AB SER. B	122,05	0,74%		10.05.24	2.969.346
SE0015961909		0,90		17:29:33	362.561.019,01
HEXPOL AB CLASS B	130,90	0,00%		10.05.24	215.924
SE0007074281		0,00		17:29:47	28.177.162,75
HMS NETWORKS AB	428,80	2,83%		10.05.24	43.692
SE0009997018		11,80		17:29:30	18.469.782,40
HOLMEN AB SER. A	444,00	1,37%		10.05.24	799
SE0011090000		6,00		15:44:58	351.685,00
HOLMEN AB SER. B	445,40	1,27%		10.05.24	120.524
SE0011090018		5,60		17:29:59	53.520.179,00
HUFVUDSTADEN AB SER. A	128,20	-2,29%		10.05.24	469.254
SE0000170375		-3,00		17:29:52	60.228.332,30
HUHTAMAEMI OYJ	36,96	0,49%		10.05.24	99.273
FI0009000459		0,18		17:29:33	3.668.672,65
HUSQVARNA AB SER. A	89,20	1,94%		10.05.24	18.090
SE0001662222		1,70		17:29:34	1.618.304,10
HUSQVARNA AB SER. B	89,66	1,77%		10.05.24	775.842
SE0001662230		1,56		17:29:54	69.542.526,13
INDUSTRIVAERDEN AB SER. A	364,80	1,79%		10.05.24	113.029
SE0000190126		6,40		17:29:30	40.778.795,50
INDUSTRIVAERDEN AB SER. C	364,60	1,93%		10.05.24	365.240
SE0000107203		6,90		17:29:39	132.716.812,70
INDUTRADE AB	272,80	1,94%		10.05.24	170.591
SE0001515552		5,20		17:29:57	46.457.402,40
INSTALCO AB	37,98	4,92%		10.05.24	700.882
SE0017483506		1,78		17:29:59	26.665.033,82