

OMX NORDIC LARGE CAP (EUR)(TR)

ISIN: **SE0001775578** WKN: -

Overview

2024/05/06 17:35:08	
Price	427.2671 EUR
Difference	▲ 0.73% (3.12)
General attributes	
ISIN	SE0001775578
Symbol	-
Country	Sweden
Instruments in index	237
Type of index	-
Security type	Index
Market data	
Open	425.3477 EUR
High	427.3968 EUR
Low	424.3755 EUR
Close (prev. day)	424.1514 EUR
Trading volume (m)	-
Volume (pcs)	-



Information about previous performance does not guarantee future performance.
Source: FactSet

Top 5

Name	Price	+ - (%)	Trend
SAMHALLSBY...	6.41	+8.46	▲
NOLATO AB ...	58.05	+6.03	▲
NETCOMPANY...	292.00	+4.21	▲
GN STORE N...	208.40	+4.20	▲
VAISALA OY...	37.25	+3.47	▲

Intraday 1w 1m 6m 1y 3y

Flop 5

Name	Price	+ - (%)	Trend
LOOMIS AB	258.60	-8.43	▼
CARLSBERG	1,145.00	-4.18	▼
...			
SINCH AB	25.01	-4.18	▼
DEMANT A/S	313.00	-3.63	▼
EMBRACER	25.92	-3.28	▼

Recent research

on market			
Date		Headline	Download
2024/04/26		Global Equity Ratings	Download
2024/04/26		Aktienempfehlungen Global	Download
2024/04/03		Global Equity Ratings	Download
2024/04/03		Aktienempfehlungen Global	Download
2024/03/26		Global Strategy 2Q 2024	Download

G...

Intraday 1w 1m 6m 1y 3y

Futures and Options

Related Futures -

Related Options -

Details

2024/05/06 17:35:08

Price

427.2671 EUR

Difference



0.73% (3.12)

General attributes

ISIN SE0001775578

Symbol -

Country Sweden

Security type Index

Instruments in index 237

Market data

Open 425.3477 EUR

High 427.3968 EUR

Low 424.3755 EUR

Close (prev. day) 424.1514 EUR

Trading volume (m) -

Volume (pcs) -

Performance and Risk

	6m	1y	3y
Perf (%)	+21.10%	+14.34%	+16.80%
Perf (abs.)	+74.44	+53.59	+61.44
Beta	-	-	-
Volatility	12.05	13.49	18.54



Information about previous performance does not guarantee future performance.

Source: FactSet

Price data























Ø price 5 days Ø volume 5 days (pcs.)	426.0425 EUR (0)
Ø price 30 days Ø volume 30 days (pcs.)	425.7024 EUR (0)
Ø price 100 days Ø volume 100 days (pcs.)	411.7870 EUR (0)
Ø price 250 days Ø volume 250 days (pcs.)	380.6762 EUR (0)
YTD High date	435.1106 EUR (2024/03/14)
YTD Low date	385.5365 EUR (2024/01/17)
52 Weeks High date	435.1106 EUR (2024/03/14)
52 Weeks Low date	335.3187 EUR (2023/10/26)

Composition

Name ISIN	Price	Diff % Diff +/-	Performance	Date Time	Turnover Pc. Turnover Money
A.P. MOLLER-MAERSK A/S CL... DK0010244425	9,645.00	2.50% 235.00		24/05/06 16:59:34	4,128 39,234,520.00
A.P. MOLLER-MAERSK B DK0010244508	9,824.00	2.74% 262.00		24/05/06 16:59:50	25,176 243,933,158.00
AAK AB SE0011337708	283.60	-0.28% -0.80		24/05/06 17:29:54	257,115 70,188,214.20
ABB LTD CH0012221716	542.00	0.78% 4.20		24/05/06 17:29:42	411,574 219,962,327.80
ADDLIFE AB SER. B SE0014401378	102.90	0.88% 0.90		24/05/06 17:29:42	89,147 9,151,253.70
ADDNODE GROUP AB SER. B SE0017885767	114.60	-0.09% -0.10		24/05/06 17:29:51	43,155 4,826,235.40
ADDTECH AB SER. B SE0014781795	233.40	0.26% 0.60		24/05/06 17:29:42	81,322 18,819,448.80
AFRY AB SE0005999836	177.20	0.74% 1.30		24/05/06 17:29:48	81,564 14,467,457.90
ALFA LAVAL AB SE0000695876	472.50	0.53% 2.50		24/05/06 17:29:37	391,840 184,372,698.30
ALK-ABELLÓ B A/S DK0061802139	152.40	2.42% 3.60		24/05/06 16:59:51	445,050 66,313,824.70
ALLEIMA AB NPV SE0017615644	65.00	-1.59% -1.05		24/05/06 17:29:59	356,960 23,146,356.50
ALM BRAND A/S DK0015250344	13.21	1.23% 0.16		24/05/06 16:59:33	1,841,675 24,158,555.85
ALVOTECH SA CLASS A LU2458332611	2,000.00	-0.50% -10.00		24/05/06 17:21:27	263,122 529,611,350.00
AMBU A/S DK0060946788	116.70	0.04% 0.05		24/05/06 16:59:43	181,425 21,066,823.18
ARION BANK HF IS0000028157	136.00	-1.81% -2.50		24/05/06 17:14:51	1,908,588 261,919,268.50
ARION BANK SDR EACH REP 1... SE0010413567	10.90	-0.91% -0.10		24/05/06 17:20:46	54,966 606,062.20
ARJO AB SER'B'NPV SE0010468116	45.40	-1.05% -0.48		24/05/06 17:29:56	368,340 16,778,600.47
ASSA ABLOY AB SER. B SE0007100581	300.00	0.64% 1.90		24/05/06 17:29:38	968,014 288,081,496.95
ASTRAZENECA PLC GB0009895292	1,634.00	0.00% 0.00		24/05/06 17:29:56	172,656 281,499,758.00
ATLAS COPCO AB SER. A SE0017486889	197.00	0.48% 0.95		24/05/06 17:29:54	2,209,431 432,928,280.00
ATLAS COPCO AB SER. B SE0017486897	170.15	0.53% 0.90		24/05/06 17:29:37	1,019,036 171,514,592.68
ATRIUM LJUNGBERG AB SER. ... SE0000191827	198.40	-0.70% -1.40		24/05/06 17:29:37	34,039 6,738,870.00
AUTOLIV INC. SDB SE0021309614	1,322.00	0.05% 0.60		24/05/06 17:29:50	90,441 119,269,643.50

AVANZA BANK HOLDING AB SE0012454072	248.40	0.98% 2.40		24/05/06 17:29:52	185,728 45,978,075.15
AXFOOD AB SE0006993770	289.70	0.84% 2.40		24/05/06 17:29:38	147,914 42,640,950.45
BAVARIAN NORDIC A/S DK0015998017	159.85	2.73% 4.25		24/05/06 16:59:43	433,350 68,622,676.95
BEIJER REF AB SER. B SE0015949748	159.75	3.23% 5.00		24/05/06 17:29:45	587,167 92,038,298.42
BETSSON AB SER. B SE0020845014	125.00	-0.16% -0.20		24/05/06 17:29:42	205,536 25,605,779.60
BETTER COLLECTIVE A/S EUR... DK0060952240	297.50	0.17% 0.50		24/05/06 17:29:30	33,031 9,744,049.00
BILIA AB SER. A SE0009921588	140.30	1.01% 1.40		24/05/06 17:29:51	66,273 9,271,716.30
BILLERUD AB SE0000862997	90.95	-0.11% -0.10		24/05/06 17:29:51	422,954 37,760,669.95
BIOARCTIC AB SER. B SE0010323311	16.66	-% -		24/05/07 08:19:15	- -
BIOTAGE AB SE0000454746	169.30	-0.41% -0.70		24/05/06 17:29:36	80,470 13,468,413.30
BOLIDEN AB SE0020050417	361.90	1.94% 6.90		24/05/06 17:29:56	1,032,469 374,262,121.90
BRAVIDA HOLDING AB SE0007491303	76.50	1.32% 1.00		24/05/06 17:29:40	917,721 69,616,287.93
BRIM HF. IS0000000297	77.20	0.26% 0.20		24/05/06 13:19:23	402,911 30,865,982.60
BURE EQUITY AB SE0000195810	359.60	1.64% 5.80		24/05/06 17:29:58	47,225 16,751,397.70
CAMURUS AB NPV SE0007692850	482.80	-2.86% -14.20		24/05/06 17:29:35	97,785 47,008,767.30
CARGOTEC OYJ CLASS B FI0009013429	75.90	1.47% 1.10		24/05/06 17:29:38	143,950 10,724,954.15
CARLSBERG A A/S DK0010181676	1,145.00	-4.18% -50.00		24/05/06 16:52:17	509 590,665.00
CARLSBERG A/S SER. 'B' DK0010181759	922.60	-0.58% -5.40		24/05/06 16:59:45	121,610 112,156,448.00
CASTELLUM AB SE0000379190	130.75	-0.91% -1.20		24/05/06 17:29:34	1,490,059 193,279,914.81
CATENA AB SE0001664707	491.50	0.00% 0.00		24/05/06 17:29:36	30,719 14,892,181.25
CHEMOMETEC A/S DK0060055861	300.20	1.15% 3.40		24/05/06 16:59:33	50,953 15,133,959.70
CITYCON OYJ FI4000369947	3.994	0.20% 0.01		24/05/06 17:29:40	257,923 1,016,634.71
COLOPLAST A/S SER. B DK0060448595	872.60	1.47% 12.60		24/05/06 16:59:54	199,135 173,216,278.10
COREM PROPERTY GRP SE0010714279	8.56	0.47% 0.04		24/05/06 17:30:02	20,210 172,203.84
COREM PROPERTY GRP SER'B'... SE0010714287	8.715	0.81% 0.07		24/05/06 17:29:33	717,109 6,198,504.73
COREM PROPERTY GRP SER'D'... SE0015961594	220.50	-0.90% -2.00		24/05/06 17:29:47	5,231 1,151,525.00
CREADES AB CLASS A SE0015661236	71.45	0.00% 0.00		24/05/06 17:29:45	53,305 3,796,042.54
DAMPKIBSSELSKABET NORDEN...	294.60	2.08%		24/05/06	68,568

DK0060083210		6.00		16:59:31	20,007,927.90
DANSKE BANK A/S DK0010274414	199.05	2.79% 5.40		24/05/06 16:59:46	1,845,499 364,440,836.77
DEMANT A/S DK0060738599	313.00	-3.63% -11.80		24/05/06 16:59:33	425,267 132,647,483.70
DFDS A/S DK0060655629	222.40	0.82% 1.80		24/05/06 16:59:46	98,946 21,877,788.70
DIÖS FASTIGHETER AB SE0001634262	86.35	1.35% 1.15		24/05/06 17:29:54	169,268 14,468,317.37
DOMETIC GROUP AB SE0007691613	80.50	-0.06% -0.05		24/05/06 17:29:44	261,813 21,010,610.35
DSV A/S DK0060079531	999.60	1.71% 16.80		24/05/06 16:59:41	246,659 245,291,476.00
ELECTROLUX AB SER. A SE0016589170	111.00	0.91% 1.00		24/05/06 13:00:01	67 7,428.00
ELECTROLUX AB SER. B SE0016589188	96.02	0.02% 0.02		24/05/06 17:29:50	1,037,514 99,691,665.73
ELECTROLUX PROFESSIONAL A... SE0013747870	73.70	0.55% 0.40		24/05/06 17:29:37	149,547 10,893,430.20
ELEKTA AB SER. B SE0000163628	79.20	2.92% 2.25		24/05/06 17:29:34	894,029 70,372,335.41
ELISA OYJ CLASS A FI0009007884	42.30	0.28% 0.12		24/05/06 17:29:47	115,801 4,707,931.20
EMBLA MEDICAL HF IS0000000040	29.70	0.68% 0.20		24/05/06 16:59:40	2,565 76,360.10
EMBRACER GROUP AB SER 'B' SE0016828511	25.92	-3.28% -0.88		24/05/06 17:29:45	3,998,963 103,667,132.18
EPIROC AB CLASS A SE0015658109	205.90	0.24% 0.50		24/05/06 17:29:30	747,966 152,332,585.45
EPIROC AB CLASS B SE0015658117	187.10	1.08% 2.00		24/05/06 17:29:47	374,461 69,628,709.45
EQT AB SE0012853455	307.50	1.59% 4.80		24/05/06 17:29:40	380,549 116,608,773.35
ERICSSON(LM)TEL SE0000108656	57.32	0.95% 0.54		24/05/06 17:29:43	5,244,659 299,423,816.65
ERICSSON(LM)TEL SE0000108649	57.60	0.52% 0.30		24/05/06 17:29:40	29,591 1,700,380.50
ESSITY AB SER'A'NPV SE0009922156	276.50	0.91% 2.50		24/05/06 17:29:43	7,360 2,032,548.50
ESSITY AB SER'B'NPV SE0009922164	277.00	0.84% 2.30		24/05/06 17:29:51	675,329 186,565,837.90
EVOLUTION AB SE0012673267	1,204.00	-0.25% -3.00		24/05/06 17:29:38	262,368 315,793,038.00
FABEGE AB SE0011166974	7.475	-0.07% -0.01		24/05/07 08:12:11	- -
FAST PARTNER AB SE0013512506	72.90	0.55% 0.40		24/05/06 17:29:48	96,360 6,975,772.45
FASTIGHETS AB BALDER SER.... SE0017832488	70.20	0.06% 0.04		24/05/06 17:29:43	1,436,977 100,222,641.63
FASTPARTNER AB SER'D'NPV SE0013512514	63.00	-3.08% -2.00		24/05/06 17:21:13	36,403 2,302,136.00
FENIX OUTDOOR INTERNATION... CH0242214887	704.00	0.00% 0.00		24/05/06 17:29:57	2,661 1,712,648.00
FISKARS OYJ CLASS A FI0009000400	17.28	0.23% 0.04		24/05/06 17:29:36	4,327 74,921.56

FLSMIDTH & CO. A/S DK0010234467	357.60	2.11% 7.40		24/05/06 16:59:39	59,716 21,164,784.30
FORTNOX AB NPV SE0017161243	63.60	3.31% 2.04		24/05/06 17:29:44	636,068 39,868,004.91
FORTUM CORPORATION FI0009007132	13.125	1.27% 0.17		24/05/06 17:29:38	1,159,524 15,174,788.81
GENMAB A/S DK0010272202	2,004.00	-2.77% -57.00		24/05/06 16:59:58	103,761 208,771,831.50
GETINGE AB SER. B SE0000202624	232.50	0.09% 0.20		24/05/06 17:29:51	470,849 109,067,960.90
GN STORE NORD A/S DK0010272632	208.40	4.20% 8.40		24/05/06 16:59:31	810,461 168,354,318.80
H. LUNDBECK A/S SER. A DK0061804697	29.00	0.87% 0.25		24/05/06 16:59:30	38,144 1,101,510.60
H. LUNDBECK A/S SER. B DK0061804770	33.54	0.12% 0.04		24/05/06 16:59:48	574,486 19,224,556.58
HEMNET GROUP AB NPV SE0015671995	295.80	2.00% 5.80		24/05/06 17:29:41	439,681 129,036,901.00
HENNES & MAURITZ AB 'B' SE0000106270	168.65	-1.69% -2.90		24/05/06 17:29:41	1,441,414 241,772,510.58
HEXAGON AB SER. B SE0015961909	118.70	2.42% 2.80		24/05/06 17:29:40	2,815,881 333,448,598.18
HEXPOL AB CLASS B SE0007074281	127.60	-0.23% -0.30		24/05/06 17:29:31	131,922 16,815,692.35
HMS NETWORKS AB SE0009997018	417.20	-0.29% -1.20		24/05/06 17:29:58	20,244 8,360,222.20
HOLMEN AB SER. A SE0011090000	427.00	-0.47% -2.00		24/05/06 17:24:45	645 275,629.00
HOLMEN AB SER. B SE0011090018	432.60	0.37% 1.60		24/05/06 17:29:30	109,151 47,088,932.80
HUFVUDSTADEN AB SER. A SE0000170375	129.70	-1.07% -1.40		24/05/06 17:29:49	121,944 15,867,092.40
HUHTAMÄKI OYJ FI0009000459	36.82	0.00% 0.00		24/05/06 17:29:57	80,286 2,935,116.59
HUSQVARNA AB SER. A SE0001662222	86.50	-0.80% -0.70		24/05/06 17:29:44	2,551 220,791.40
HUSQVARNA AB SER. B SE0001662230	86.96	0.37% 0.32		24/05/06 17:29:37	736,951 63,838,014.84
INDUSTRIVÄRDEN AB SER. A SE0000190126	353.80	0.51% 1.80		24/05/06 17:29:44	51,152 17,945,974.90
INDUSTRIVÄRDEN AB SER. C SE0000107203	353.80	0.71% 2.50		24/05/06 17:29:42	236,042 83,043,197.15
INDUTRADE AB SE0001515552	262.20	0.61% 1.60		24/05/06 17:29:54	142,996 37,449,319.80