

OMX NORDIC LARGE CAP (EUR)(TR)

ISIN: **SE0001775578** WKN: -

Overview

2024/05/02 17:35:08

Price

423.6056 EUR

Difference ▼ **-0.84%** (-3.58)

General attributes

ISIN	SE0001775578
Symbol	-
Country	Sweden
Instruments in index	236
Type of index	-
Security type	Index

Market data

Open	428.4829 EUR
High	428.4829 EUR
Low	422.4741 EUR
Close (prev. day)	427.1818 EUR
Trading volume (m)	-
Volume (pcs)	-



Information about previous performance does not guarantee future performance.
Source: FactSet

Top 5

Name	Price	+ - (%)	Trend
GN STORE N...	208.60	+11.91	▲
ALM BRAND ...	13.13	+8.51	▲
INTRUM AB	27.91	+6.69	▲
PANDORA A/...	1,149.50	+6.19	▲
SAMHALLSBY...	6.045	+4.40	▲

Recent research

Date	Headline	Download
2024/04/26	Global Equity Ratings	Download
2024/04/26	Aktienempfehlungen Global	Download
2024/04/03	Global Equity Ratings	Download
2024/04/03	Aktienempfehlungen Global	Download
2024/03/26	Global Strategy 2Q 2024	Download

Flop 5

Name	Price	+ - (%)	Trend
LUNDIN MIN...	15.03	-8.88	▼
ELECTROLUX...	91.80	-5.67	▼
NCAB GROUP...	68.55	-5.51	▼
ELECTROLUX...	110.00	-5.17	▼
FORTNOX AB...	62.08	-5.05	▼

Futures and Options

Related Futures -

Related Options -

Details

2024/05/02 17:35:08

Price

423.6056 EUR

Difference

**-0.84%** (-3.58)

General attributes

ISIN SE0001775578

Symbol -

Country Sweden

Security type Index

Instruments in index 236

Market data

Open 428.4829 EUR

High 428.4829 EUR

Low 422.4741 EUR

Close (prev. day) 427.1818 EUR

Trading volume (m) -

Volume (pcs) -

Performance and Risk

	6m	1y	3y
Perf (%)	+20.49%	+14.12%	+16.30%
Perf (abs.)	+72.03	+52.42	+59.36
Beta	-	-	-
Volatility	12.04	13.52	18.61



Information about previous performance does not guarantee future performance.

Source: FactSet

Price data






















Ø price 5 days Ø volume 5 days (pcs.)	426.2535 EUR (0)
Ø price 30 days Ø volume 30 days (pcs.)	425.9798 EUR (0)
Ø price 100 days Ø volume 100 days (pcs.)	410.8823 EUR (0)
Ø price 250 days Ø volume 250 days (pcs.)	380.2563 EUR (0)
YTD High date	435.1106 EUR (2024/03/14)
YTD Low date	385.5365 EUR (2024/01/17)
52 Weeks High date	435.1106 EUR (2024/03/14)
52 Weeks Low date	335.3187 EUR (2023/10/26)

Composition

Name ISIN	Price	Diff % Diff +/-	Performance	Date Time	Turnover Pc. Turnover Money
A.P. MOLLER-MAERSK A/S CL... DK0010244425	9,515.00	-3.89% -385.00		24/05/02 16:59:33	17,210 164,865,870.00
A.P. MOLLER-MAERSK B DK0010244508	9,662.00	-4.38% -443.00		24/05/02 16:59:34	80,767 788,993,785.50
AAK AB SE0011337708	284.80	0.07% 0.20		24/05/02 17:29:39	308,239 88,011,309.40
ABB LTD CH0012221716	537.80	-1.18% -6.40		24/05/02 17:29:49	658,732 354,005,822.31
ADDLIFE AB SER. B SE0014401378	100.00	-2.53% -2.60		24/05/02 17:29:36	58,974 5,938,287.90
ADDNODE GROUP AB SER. B SE0017885767	114.10	-0.44% -0.50		24/05/02 17:29:54	101,709 11,651,043.15
ADDTECH AB SER. B SE0014781795	228.60	-1.80% -4.20		24/05/02 17:29:50	497,573 113,601,476.70
AFRY AB SE0005999836	175.00	-0.23% -0.40		24/05/02 17:29:36	204,142 35,861,407.60
ALFA LAVAL AB SE0000695876	469.00	-0.97% -4.60		24/05/02 17:29:56	625,924 294,200,453.90
ALK-ABELLÓ B A/S DK0061802139	131.00	-0.15% -0.20		24/05/02 16:59:44	412,774 54,369,054.55
ALLEIMA AB NPV SE0017615644	67.65	-1.96% -1.35		24/05/02 17:29:31	382,369 26,074,249.85
ALM BRAND A/S DK0015250344	13.13	8.51% 1.03	█	24/05/02 16:59:43	8,961,056 115,890,786.39
ALVOTECH SA CLASS A LU2458332611	2,040.00	-1.92% -40.00		24/05/02 17:24:05	110,010 224,010,980.00
AMBU A/S DK0060946788	113.00	0.94% 1.05	█	24/05/02 16:59:54	541,027 61,654,170.59
ARION BANK HF IS0000028157	141.50	-1.05% -1.50		24/05/02 17:29:39	5,742,620 805,194,950.00
ARION BANK SDR EACH REP 1... SE0010413567	11.20	0.00% 0.00		24/05/02 17:13:55	17,011 187,140.85
ARJO AB SER'B'NPV SE0010468116	46.12	-1.28% -0.60		24/05/02 17:29:35	574,420 26,521,444.93
ASSA ABLOY AB SER. B SE0007100581	294.40	-0.20% -0.60		24/05/02 17:29:37	2,017,274 592,443,845.08
ASTRAZENECA PLC GB0009895292	1,654.00	-1.05% -17.50		24/05/02 17:29:57	338,332 563,421,368.92
ATLAS COPCO AB SER. A SE0017486889	193.10	-1.20% -2.35		24/05/02 17:29:43	4,614,479 891,251,987.71
ATLAS COPCO AB SER. B SE0017486897	165.35	-1.28% -2.15		24/05/02 17:29:55	1,746,765 289,471,711.34
ATRIUM LJUNGBERG AB SER. ... SE0000191827	197.40	1.02% 2.00	█	24/05/02 17:29:31	62,032 12,217,436.65
AUTOLIV INC. SDB SE0021309614	1,327.20	1.75% 22.80	█	24/05/02 17:29:54	143,035 190,043,427.40

AVANZA BANK HOLDING AB SE0012454072	242.80	1.76% 4.20		24/05/02 17:29:37	246,034 59,409,395.80
AXFOOD AB SE0006993770	282.70	-0.95% -2.70		24/05/02 17:29:36	200,025 56,747,224.75
BAVARIAN NORDIC A/S DK0015998017	151.90	-0.33% -0.50		24/05/02 16:59:50	364,018 55,926,856.64
BEIJER REF AB SER. B SE0015949748	152.35	-3.85% -6.10		24/05/02 17:29:47	759,937 117,337,187.63
BETSSON AB SER. B SE0020845014	123.20	0.57% 0.70		24/05/02 17:29:30	963,420 119,924,701.05
BETTER COLLECTIVE A/S EUR... DK0060952240	288.50	-2.37% -7.00		24/05/02 17:29:44	59,138 17,265,415.00
BILIA AB SER. A SE0009921588	137.20	-1.65% -2.30		24/05/02 17:29:41	50,670 6,960,590.00
BILLERUD AB SE0000862997	91.90	-0.49% -0.45		24/05/02 17:29:50	471,143 43,026,774.71
BIOARCTIC AB SER. B SE0010323311	195.00	0.00% 0.00		24/05/02 17:29:33	90,495 17,679,573.45
BIOTAGE AB SE0000454746	167.40	-0.36% -0.60		24/05/02 17:29:31	61,419 10,297,892.20
BOLIDEN AB SE0020050417	353.40	-3.99% -14.70		24/05/02 17:29:42	1,528,883 542,705,068.37
BRAVIDA HOLDING AB SE0007491303	76.20	1.40% 1.05		24/05/02 17:29:49	539,301 40,815,985.77
BRIM HF. IS0000000297	77.30	-0.39% -0.30		24/05/02 17:24:32	320,257 24,784,068.00
BURE EQUITY AB SE0000195810	342.60	-1.66% -5.80		24/05/02 17:29:38	33,894 11,560,727.50
CAMURUS AB NPV SE0007692850	494.40	-0.76% -3.80		24/05/02 17:29:51	38,119 18,854,078.60
CARGOTEC OYJ CLASS B FI0009013429	74.05	0.07% 0.05		24/05/02 17:29:39	183,587 13,378,565.47
CARLSBERG A A/S DK0010181676	1,210.00	2.98% 35.00		24/05/02 16:49:31	523 623,205.00
CARLSBERG A/S SER. 'B' DK0010181759	925.00	-1.20% -11.20		24/05/02 16:59:48	199,581 184,457,300.00
CASTELLUM AB SE0000379190	134.15	0.64% 0.85		24/05/02 17:29:46	1,165,087 155,578,725.87
CATENA AB SE0001664707	491.00	0.82% 4.00		24/05/02 17:29:40	36,356 17,764,898.50
CHEMOMETEC A/S DK0060055861	290.00	-1.63% -4.80		24/05/02 16:59:36	54,892 16,102,065.60
CITYCON OYJ FI4000369947	3.884	1.20% 0.05		24/05/02 17:29:52	514,312 1,978,753.19
COLOPLAST A/S SER. B DK0060448595	841.20	0.57% 4.80		24/05/02 16:59:52	172,595 145,448,857.00
COREM PROPERTY GRP SE0010714279	8.28	0.49% 0.04		24/05/02 17:29:38	3,345 27,508.34
COREM PROPERTY GRP SER'B'... SE0010714287	8.37	1.15% 0.10		24/05/02 17:29:39	843,916 6,918,719.06
COREM PROPERTY GRP SER'D'... SE0015961594	223.50	-0.67% -1.50		24/05/02 17:29:34	6,018 1,352,422.00
CREADES AB CLASS A SE0015661236	70.10	0.00% 0.00		24/05/02 17:29:58	132,126 9,273,411.60
DAMPKIBSSELSKABET NORDEN...	290.60	1.61%		24/05/02	101,432

DK0060083210		4.60		16:59:43	29,353,266.60
DANSKE BANK A/S DK0010274414	203.00	0.40% 0.80		24/05/02 16:59:38	1,461,903 296,635,323.55
DEMANT A/S DK0060738599	325.00	1.25% 4.00		24/05/02 16:59:58	265,188 86,406,191.10
DFDS A/S DK0060655629	219.00	2.91% 6.20		24/05/02 16:59:38	169,704 36,917,336.80
DIÖS FASTIGHETER AB SE0001634262	85.35	0.53% 0.45		24/05/02 17:29:35	298,566 25,311,576.79
DOMETIC GROUP AB SE0007691613	78.30	-1.51% -1.20		24/05/02 17:29:59	312,014 24,532,415.95
DSV A/S DK0060079531	982.20	-0.85% -8.40		24/05/02 16:59:32	310,163 305,453,840.70
ELECTROLUX AB SER. A SE0016589170	110.00	-5.17% -6.00		24/05/02 11:00:00	552 61,020.00
ELECTROLUX AB SER. B SE0016589188	91.80	-5.67% -5.52		24/05/02 17:29:42	4,522,609 417,819,136.07
ELECTROLUX PROFESSIONAL A... SE0013747870	71.00	-1.11% -0.80		24/05/02 17:29:51	243,172 17,307,800.05
ELEKTA AB SER. B SE0000163628	77.00	-2.78% -2.20		24/05/02 17:29:39	948,925 73,388,932.15
ELISA OYJ CLASS A FI0009007884	41.94	-0.90% -0.38		24/05/02 17:29:36	249,721 10,492,399.93
EMBLA MEDICAL HF IS0000000040	29.30	-2.01% -0.60		24/05/02 16:59:50	4,437 131,128.60
EMBRACER GROUP AB SER 'B' SE0016828511	27.33	-2.74% -0.77		24/05/02 17:29:56	2,689,924 74,334,129.81
EPIROC AB CLASS A SE0015658109	204.60	-1.06% -2.20		24/05/02 17:29:38	1,246,408 255,887,981.32
EPIROC AB CLASS B SE0015658117	184.00	-0.33% -0.60		24/05/02 17:29:47	526,362 96,942,839.95
EQT AB SE0012853455	298.90	-1.12% -3.40		24/05/02 17:29:33	1,180,185 351,148,096.05
ERICSSON(LM)TEL SE0000108656	55.94	-0.50% -0.28		24/05/02 17:29:34	9,209,308 514,512,184.86
ERICSSON(LM)TEL SE0000108649	56.30	-0.71% -0.40		24/05/02 17:29:33	50,828 2,863,686.00
ESSITY AB SER'A'NPV SE0009922156	276.50	1.10% 3.00		24/05/02 17:29:55	4,238 1,170,572.00
ESSITY AB SER'B'NPV SE0009922164	275.60	0.36% 1.00		24/05/02 17:29:51	1,869,776 515,617,993.43
EVOLUTION AB SE0012673267	1,206.50	-2.07% -25.50		24/05/02 17:29:59	639,312 772,744,366.25
FABEGE AB SE0011166974	86.95	1.93% 1.65		24/05/02 17:29:48	1,289,250 111,138,583.52
FAST PARTNER AB SE0013512506	74.00	-0.94% -0.70		24/05/02 17:29:47	50,418 3,737,232.10
FASTIGHETS AB BALDER SER.... SE0017832488	70.78	-0.20% -0.14		24/05/02 17:29:59	1,902,087 134,057,035.70
FASTPARTNER AB SER'D'NPV SE0013512514	65.10	-0.15% -0.10		24/05/02 17:23:23	16,931 1,100,482.50
FENIX OUTDOOR INTERNATION... CH0242214887	710.00	2.31% 16.00		24/05/02 17:29:59	7,449 5,170,774.00
FISKARS OYJ CLASS A FI0009000400	17.38	-0.80% -0.14		24/05/02 17:29:52	6,152 106,996.10

FLSMIDTH & CO. A/S DK0010234467	350.00	0.69% 2.40		24/05/02 16:59:48	56,713 19,789,361.30
FORTNOX AB NPV SE0017161243	62.08	-5.05% -3.30		24/05/02 17:29:32	1,752,787 110,298,623.87
FORTUM CORPORATION FI0009007132	12.875	4.00% 0.50		24/05/02 17:29:54	3,068,810 39,278,670.59
GENMAB A/S DK0010272202	1,946.00	-0.99% -19.50		24/05/02 16:59:53	109,856 214,942,168.50
GETINGE AB SER. B SE0000202624	231.90	-1.32% -3.10		24/05/02 17:29:33	563,537 131,084,099.30
GN STORE NORD A/S DK0010272632	208.60	11.91% 22.20		24/05/02 16:59:55	2,265,036 471,137,708.05
H. LUNDBECK A/S SER. A DK0061804697	28.80	-0.35% -0.10		24/05/02 16:59:34	56,631 1,624,627.35
H. LUNDBECK A/S SER. B DK0061804770	33.52	-1.53% -0.52		24/05/02 16:59:53	278,410 9,335,683.30
HEMNET GROUP AB NPV SE0015671995	287.40	-0.55% -1.60		24/05/02 17:29:50	138,920 39,953,401.00
HENNES & MAURITZ AB 'B' SE0000106270	172.05	-2.66% -4.70		24/05/02 17:29:31	2,604,898 448,954,570.73
HEXAGON AB SER. B SE0015961909	114.70	-1.76% -2.05		24/05/02 17:29:46	5,109,976 586,367,265.83
HEXPOL AB CLASS B SE0007074281	124.40	-1.27% -1.60		24/05/02 17:29:32	319,844 39,758,935.68
HMS NETWORKS AB SE0009997018	404.80	-2.13% -8.80		24/05/02 17:29:46	41,280 16,792,651.20
HOLMEN AB SER. A SE0011090000	427.00	0.00% 0.00		24/05/02 17:24:45	386 165,192.00
HOLMEN AB SER. B SE0011090018	432.20	0.14% 0.60		24/05/02 17:29:46	124,302 53,793,331.45
HUFVUDSTADEN AB SER. A SE0000170375	130.40	1.32% 1.70		24/05/02 17:29:38	258,910 33,629,685.35
HUHTAMÄKI OYJ FI0009000459	36.14	0.50% 0.18		24/05/02 17:29:38	230,784 8,329,278.86
HUSQVARNA AB SER. A SE0001662222	86.50	-4.42% -4.00		24/05/02 17:29:30	8,324 737,275.60
HUSQVARNA AB SER. B SE0001662230	86.80	-4.28% -3.88		24/05/02 17:29:42	935,591 81,687,225.41
INDUSTRIVÄRDEN AB SER. A SE0000190126	352.40	-1.34% -4.80		24/05/02 17:29:44	139,892 49,390,732.20
INDUSTRIVÄRDEN AB SER. C SE0000107203	351.70	-1.46% -5.20		24/05/02 17:29:59	441,394 155,633,455.22
INDUTRADE AB SE0001515552	257.00	-0.46% -1.20		24/05/02 17:29:48	302,345 77,579,330.30