

# OMX NORDIC LARGE CAP (EUR)(TR)

ISIN: **SE0001775578** WKN: -

## Übersicht

26.04.2024 17:35:08

Kurs

**425,2490** EUR

Differenz ▲ 1,86% (7,77)

### Stammdaten

ISIN SE0001775578

Symbol -

Land Schweden

Anzahl der enthaltenen Werte im Index 236

Index-Typ -

Wertpapierkategorie Index

### Top 5

Name	Kurs	+ - (%)	Trend
MEDICOVER ...	161,00	+23,28	<span style="color: green;">▲</span>
BETSSON AB...	122,00	+13,28	<span style="color: green;">▲</span>
KEMIRA OYJ	19,20	+12,22	<span style="color: green;">▲</span>
DAMPSKIBSS...	310,80	+11,88	<span style="color: green;">▲</span>
WAERTSILAE...	17,40	+11,40	<span style="color: green;">▲</span>

Intraday 1W 1M 6M 1J 3J

### Flop 5

Name	Kurs	+ - (%)	Trend
MIPS AB	347,00	-4,93	<span style="color: red;">▼</span>
SAMPO PLC ...	38,04	-3,96	<span style="color: red;">▼</span>
AXFOOD AB	281,30	-3,00	<span style="color: red;">▼</span>
EMBRACER G...	27,04	-2,14	<span style="color: red;">▼</span>
TRATON SE	388,50	-1,89	<span style="color: red;">▼</span>

Intraday 1W 1M 6M 1J 3J



Nähere Infos zu den Ländern &

5J



Die Wertentwicklung der Vergangenheit lässt keine verlässlichen Rückschlüsse auf die zukünftige Entwicklung eines Finanzinstruments zu.

Quelle: FactSet

### Aktuellstes Research

#### Märkte

Datum	Überschrift	Download
26.04.2024	Global Equity Ratings	<a href="#">Download</a>
26.04.2024	Aktienempfehlungen Global	<a href="#">Download</a>
03.04.2024	Global Equity Ratings	<a href="#">Download</a>
03.04.2024	Aktienempfehlungen Global	<a href="#">Download</a>
26.03.2024	Global Strategy 2Q 2024	<a href="#">Download</a>

**Regionen**

➤ **Märkte nach Region**

## Details

26.04.2024 17:35:08

Kurs

**425,2490** EUR

Differenz



1,86% (7,77)

### Stammdaten

ISIN	SE0001775578
Symbol	-
Land	Schweden
Wertpapierkategorie	Index
Anzahl der enthaltenen Werte im Index	236

### Marktdaten

Eröffnung	420,9419 EUR
Hoch	425,9919 EUR
Tief	420,9419 EUR
Schluss Vortag	417,4771 EUR
Volumen (Mio.)	-
Volumen (Stück)	-

### Performance und Risiko

	6M	1J	3J
Perf (%)	+25,21%	+15,41%	+15,07%
Perf (abs.)	+85,61	+56,77	+55,70
Beta	-	-	-
Volatilität	12,45	13,57	18,62



Die Wertentwicklung der Vergangenheit lässt keine verlässlichen Rückschlüsse auf die zukünftige Entwicklung eines Finanzinstruments zu.

Quelle: FactSet
























### Kursdaten





























Ø Kurs 5 Tage   Ø Volumen 5 Tage (Stk.)	423,5597 EUR (0)
Ø Kurs 30 Tage   Ø Volumen 30 Tage (Stk.)	426,2777 EUR (0)
Ø Kurs 100 Tage   Ø Volumen 100 Tage (Stk.)	408,9186 EUR (0)
Ø Kurs 250 Tage   Ø Volumen 250 Tage	379,4014 EUR (0)
Hoch seit 1.1.   Datum	435,1106 EUR (14.03.2024)
Tief seit 1.1.   Datum	385,5365 EUR (17.01.2024)
52 Wochen Hoch   Datum	435,1106 EUR (14.03.2024)
52 Wochen Tief   Datum	335,3187 EUR (26.10.2023)

## Enthaltene Werte























Seite 1 von 3

<< <  > >>

Name ISIN	Kurs	Diff % Diff -/	Performance	Datum Zeit	Gehandelte Stück Umsatz Geld
A.P. MOLLER-MAERSK A/S CL... DK0010244425	10.120,00	6,19% 590,00		26.04.24 16:59:46	14.514 146.429.360,00
A.P. MOLLER-MAERSK B DK0010244508	10.330,00	6,17% 600,00		26.04.24 16:59:33	54.848 565.530.503,00
AAK AB SE0011337708	280,80	4,93% 13,20		26.04.24 17:29:31	597.853 165.236.141,20
AB SAGAX NAMN-AKTIER D O... SE0009161052	30,15	0,33% 0,10		26.04.24 17:29:31	98.504 2.960.419,45
ABB LTD CH0012221716	539,40	1,35% 7,20		26.04.24 17:29:40	370.015 198.339.679,80
ADDLIFE AB SER. B SE0014401378	98,65	2,02% 1,95		26.04.24 17:29:54	132.278 12.921.318,75
ADDNODE GROUP AB SER. B SE0017885767	114,90	0,79% 0,90		26.04.24 17:29:57	168.122 19.177.595,65
ADDTECH AB SER. B SE0014781795	232,60	3,19% 7,20		26.04.24 17:29:37	675.207 154.486.120,20
AFRY AB SE0005999836	167,50	3,46% 5,60		26.04.24 17:29:44	193.423 32.341.968,80
ALFA LAVAL AB SE0000695876	473,20	1,09% 5,10		26.04.24 17:29:44	1.095.010 515.196.640,45
ALK-ABELLÓ B A/S DK0061802139	130,00	4,50% 5,60		26.04.24 16:59:59	295.748 37.889.578,25
ALLEIMA AB NAMN-AKTIER O... SE0017615644	68,40	5,07% 3,30		26.04.24 17:29:53	569.434 38.745.007,55
ALM BRAND A/S DK0015250344	12,03	0,08% 0,01		26.04.24 16:59:48	1.269.764 15.294.708,82
ALVOTECH SA CLASS A LU2458332611	1.995,00	3,91% 75,00		26.04.24 17:29:37	297.012 590.433.080,00
AMBU A/S DK0060946788	110,55	2,60% 2,80		26.04.24 16:59:44	491.607 53.814.401,10
ARION BANK HF IS0000028157	143,00	0,00% 0,00		26.04.24 17:23:36	3.724.619 533.221.553,00
ARION BANK HF. NAMN-AKTIE... SE0010413567	10,90	0,46% 0,05		26.04.24 17:24:55	154.136 1.661.540,85
ARJO AB NAMN-AKTIER B O.N... SE0010468116	46,46	1,57% 0,72		26.04.24 17:29:37	326.727 15.166.383,17
ASSA ABLOY AB SER. B SE0007100581	299,50	1,66% 4,90		26.04.24 17:29:48	2.114.642 632.257.790,55
ASTRAZENECA PLC GB0009895292	1.646,00	0,27% 4,50		26.04.24 17:29:54	316.442 518.484.143,75
ATLAS COPCO AB SER. A SE0017486889	193,90	2,43% 4,60		26.04.24 17:29:58	5.208.294 1.008.310.218,79
ATLAS COPCO AB SER. B SE0017486897	167,05	2,71% 4,40		26.04.24 17:29:38	1.893.508 315.813.224,94
ATRIUM LJUNGBERG AB SER. ... SE0000191827	189,00	1,61% 3,00		26.04.24 17:29:58	50.184 9.456.874,00

AUTOLIV INC. SDB SE0021309614	1.325,00	5,33% 67,00		26.04.24 17:29:33	316.833 419.102.364,70
AVANZA BANK HOLDING AB SE0012454072	238,80	4,74% 10,80		26.04.24 17:29:50	499.176 119.481.554,59
AXFOOD AB SE0006993770	281,30	-3,00% -8,70		26.04.24 17:29:32	322.066 90.950.920,90
BAVARIAN NORDIC A/S DK0015998017	148,85	3,26% 4,70		26.04.24 16:59:35	291.607 42.873.715,88
BEIJER REF AB SER. B SE0015949748	160,15	0,16% 0,25		26.04.24 17:29:30	628.812 95.519.514,74
BETSSON AB SER. B SE0020845014	122,00	13,28% 14,30		26.04.24 17:29:45	2.649.731 321.169.701,75
BETTER COLLECTIVE A/S NAV... DK0060952240	293,50	2,98% 8,50		26.04.24 17:29:51	63.872 18.583.421,00
BILIA AB SER. A SE0009921588	134,20	3,79% 4,90		26.04.24 17:29:43	165.582 21.916.717,85
BILLERUD AB SE0000862997	91,00	-0,27% -0,25		26.04.24 17:29:31	878.814 79.651.040,96
BIOARCTIC AB SER. B SE0010323311	197,50	1,96% 3,80		26.04.24 17:29:37	121.787 23.831.153,30
BIOTAGE AB SE0000454746	165,50	0,49% 0,80		26.04.24 17:29:32	296.758 48.484.586,45
BOLIDEN AB SE0020050417	355,20	2,48% 8,60		26.04.24 17:29:38	1.413.664 503.155.722,25
BRAVIDA HOLDING AB SE0007491303	72,45	2,04% 1,45		26.04.24 17:29:31	1.273.201 90.876.411,60
BRIM HF. IS0000000297	77,80	-0,26% -0,20		24.04.24 17:29:44	40.210 3.135.738,00
BURE EQUITY AB SE0000195810	334,00	3,28% 10,60		26.04.24 17:29:33	25.827 8.602.217,50
CAMURUS AB NAMN-AKTIER O.... SE0007692850	490,00	2,81% 13,40		26.04.24 17:29:57	59.114 28.527.562,40
CARGOTEC OYJ CLASS B FI0009013429	62,65	3,73% 2,25		26.04.24 17:29:54	96.148 5.983.825,35
CARLSBERG A A/S DK0010181676	1.145,00	1,78% 20,00		26.04.24 16:43:52	293 336.715,00
CARLSBERG A/S SER. 'B' DK0010181759	954,20	0,63% 6,00		26.04.24 16:59:38	292.909 279.256.135,40
CASTELLUM AB SE0000379190	129,95	2,69% 3,40		26.04.24 17:29:44	1.632.734 210.882.531,10
CATENA AB SE0001664707	477,00	1,60% 7,50		26.04.24 17:29:38	40.460 19.145.163,50
CHEMOMETEC A/S DK0060055861	286,60	1,49% 4,20		26.04.24 16:59:42	54.112 15.433.624,40
CITYCON OYJ FI4000369947	3,75	0,75% 0,03		26.04.24 17:29:58	202.634 756.358,06
COLOPLAST A/S SER. B DK0060448595	863,40	-0,09% -0,80		26.04.24 16:59:45	422.774 365.293.353,40
COREM PROPERTY GROUP AB SE0010714279	8,00	0,00% 0,00		26.04.24 17:29:42	21.073 164.974,76
COREM PROPERTY GROUP AB N... SE0010714287	8,02	3,95% 0,31		26.04.24 17:29:43	1.071.583 8.537.146,66
COREM PROPERTY GROUP AB N... SE0015961594	222,50	0,91% 2,00		26.04.24 17:29:31	2.773 623.809,50
CREADES AB CLASS A	67,85	4,30%		26.04.24	123.769

SE0015661236		2,80		17:29:44	8.357.400,95
DAMPSKIBSSELSKABET NORDEN... DK0060083210	310,80	11,88% 33,00		26.04.24 16:59:34	424.802 129.085.218,70
DANSKE BANK A/S DK0010274414	202,80	0,10% 0,20		26.04.24 16:59:57	1.124.731 228.770.592,20
DEMANT A/S DK0060738599	326,60	3,29% 10,40		26.04.24 16:59:52	259.225 84.312.857,50
DFDS A/S DK0060655629	213,80	4,39% 9,00		26.04.24 16:59:56	196.473 41.700.290,98
DIOES FASTIGHETER AB SE0001634262	83,40	1,52% 1,25		26.04.24 17:29:42	136.362 11.279.023,31
DOMETIC GROUP AB SE0007691613	77,55	2,92% 2,20		26.04.24 17:29:42	551.972 42.550.424,75
DSV A/S DK0060079531	1.032,00	4,45% 44,00		26.04.24 16:59:44	464.154 474.399.109,95
ELECTROLUX AB SER. A SE0016589170	116,00	3,57% 4,00		26.04.24 17:29:35	1.479 166.716,00
ELECTROLUX AB SER. B SE0016589188	95,46	6,49% 5,82		26.04.24 17:29:45	4.312.639 404.324.982,32
ELECTROLUX PROFESSIONAL A... SE0013747870	69,20	1,62% 1,10		26.04.24 17:29:57	149.667 10.255.842,10
ELEKTA AB SER. B SE0000163628	75,60	2,30% 1,70		26.04.24 17:29:34	407.732 30.732.820,50
ELISA OYJ CLASS A FI0009007884	42,78	0,38% 0,16		26.04.24 17:29:42	348.056 14.901.961,91
EMBLA MEDICAL HF IS0000000040	29,20	0,00% 0,00		26.04.24 16:54:34	27.150 809.748,40
EMBRACER GROUP AB SER 'B' SE0016828511	27,04	-2,14% -0,59		26.04.24 17:29:57	7.207.883 197.453.332,27
EPIROC AB CLASS A SE0015658109	204,90	0,84% 1,70		26.04.24 17:29:50	963.832 197.290.456,90
EPIROC AB CLASS B SE0015658117	181,70	1,96% 3,50		26.04.24 17:29:42	325.705 58.882.616,75
EQT AB SE0012853455	295,40	1,83% 5,30		26.04.24 17:29:58	814.446 242.356.170,75
ESSITY AB NAMN-AKTIER A SE0009922156	270,50	1,50% 4,00		26.04.24 17:29:54	11.900 3.208.881,00
ESSITY AB NAMN-AKTIER B SE0009922164	269,80	1,09% 2,90		26.04.24 17:29:33	1.999.313 539.215.338,65
EVOLUTION AB SE0012673267	1.263,50	1,53% 19,00		26.04.24 17:29:33	453.873 571.141.627,75
FABEGE AB SE0011166974	83,50	3,34% 2,70		26.04.24 17:29:47	1.403.900 116.437.677,21
FAST PARTNER AB SE0013512506	75,90	5,86% 4,20		26.04.24 17:29:55	106.817 8.026.282,05
FASTIGHETS AB BALDER SER.... SE0017832488	67,10	3,10% 2,02		26.04.24 17:29:57	1.617.066 108.043.779,55
FASTPARTNER AB NAMN-AKTIE... SE0013512514	66,80	0,45% 0,30		26.04.24 17:22:52	9.989 667.489,80
FENIX OUTDOOR INTERNATIONAL... CH0242214887	702,00	0,86% 6,00		26.04.24 17:29:43	677 476.913,00
FISKARS OYJ CLASS A FI0009000400	17,68	2,79% 0,48		26.04.24 17:29:44	12.306 216.025,31
FLSMIDTH & CO. A/S DK0010234467	348,60	1,51% 5,20		26.04.24 16:59:54	71.676 24.870.201,50

FORTNOX AB NAMN-AKTIER O... SE0017161243	63,88	4,72% 2,88		26.04.24 17:29:48	3.710.679 232.317.384,71
FORTUM CORPORATION FI0009007132	12,055	-0,37% -0,05		26.04.24 17:29:59	1.369.850 16.577.708,83
GENMAB A/S DK0010272202	1.954,50	2,04% 39,00		26.04.24 16:59:56	108.599 212.268.722,25
GETINGE AB SER. B SE0000202624	235,10	2,57% 5,90		26.04.24 17:29:59	649.008 152.516.032,10
GN STORE NORD A/S DK0010272632	188,05	5,06% 9,05		26.04.24 16:59:44	524.311 97.849.530,74
H. LUNDBECK A/S SER. A DK0061804697	28,15	0,72% 0,20		26.04.24 16:59:55	57.701 1.624.318,40
H. LUNDBECK A/S SER. B DK0061804770	32,92	1,11% 0,36		26.04.24 16:59:53	418.984 13.779.956,09
HEMNET GROUP AB NAMN-AKTI... SE0015671995	283,60	-1,53% -4,40		26.04.24 17:29:48	369.638 105.161.161,90
HENNES & MAURITZ AB 'B' SE0000106270	179,95	0,98% 1,75		26.04.24 17:29:39	1.525.303 273.391.655,72
HEXAGON AB SER. B SE0015961909	120,20	-1,52% -1,85		26.04.24 17:29:47	5.764.025 688.624.455,08
HEXPOL AB CLASS B SE0007074281	127,30	-0,55% -0,70		26.04.24 17:29:53	615.270 78.865.928,55
HMS NETWORKS AB SE0009997018	416,00	6,23% 24,40		26.04.24 17:29:56	55.845 22.803.634,10
HOLMEN AB SER. A SE0011090000	420,00	-0,71% -3,00		26.04.24 16:58:56	2.033 859.231,00
HOLMEN AB SER. B SE0011090018	418,60	-1,37% -5,80		26.04.24 17:29:46	356.541 150.326.928,40
HUFVUDSTADEN AB SER. A SE0000170375	127,70	2,24% 2,80		26.04.24 17:29:58	72.524 9.234.541,55
HUHTAMAEMI OYJ FI0009000459	36,06	-0,50% -0,18		26.04.24 17:29:53	332.290 11.979.648,76
HUSQVARNA AB SER. A SE0001662222	86,80	4,20% 3,50		26.04.24 17:29:59	15.096 1.310.141,10
HUSQVARNA AB SER. B SE0001662230	87,80	4,77% 4,00		26.04.24 17:29:48	1.106.536 96.723.313,99
INDUSTRIVAERDEN AB SER. A SE0000190126	352,60	2,14% 7,40		26.04.24 17:29:32	123.343 43.420.383,40
INDUSTRIVAERDEN AB SER. C SE0000107203	351,40	2,00% 6,90		26.04.24 17:29:31	332.529 116.586.273,60
INDUTRADE AB SE0001515552	257,00	1,58% 4,00		26.04.24 17:29:33	409.550 105.300.383,80
INSTALCO AB SE0017483506	38,68	2,33% 0,88		26.04.24 17:29:53	243.566 9.432.472,68