

OMX NORDIC LARGE CAP (EUR)(TR)

ISIN: **SE0001775578** WKN: -

Overview

2024/04/29 20:10:41	
Price	427.2246 EUR
Difference	▲ 0.46% (1.98)
General attributes	
ISIN	SE0001775578
Symbol	-
Country	Sweden
Instruments in index	236
Type of index	-
Security type	Index
Market data	
Open	426.7507 EUR
High	427.7916 EUR
Low	425.9286 EUR
Close (prev. day)	425.2490 EUR
Trading volume (m)	-
Volume (pcs)	-



Information about previous performance does not guarantee future performance.
Source: FactSet

Top 5

Name	Price	+ - (%)	Trend
MIPS AB	384.80	+10.89	▲
RATOS AB S...	40.40	+9.78	▲
RATOS AB '...	38.30	+8.31	▲
MEDICOVER ...	172.00	+6.83	▲
KEMIRA OYJ	20.44	+6.46	▲

Intraday 1w 1m 6m 1y 3y

Flop 5

Name	Price	+ - (%)	Trend
NOKIAN TYR...	8.618	-5.09	▼
DAMPSKIBSS...	299.00	-3.80	▼
EVOLUTION ...	1,224.50	-3.09	▼
NESTE CORP...	21.56	-2.71	▼
NCAB GROUP...	72.45	-1.83	▼

Recent research

on market		
Date	Headline	Download
2024/04/26	Global Equity Ratings	Download
2024/04/26	Aktienempfehlungen Global	Download
2024/04/03	Global Equity Ratings	Download
2024/04/03	Aktienempfehlungen Global	Download
2024/03/26	Global Strategy 2Q 2024	Download

Intraday 1w 1m 6m 1y 3y

Futures and Options

Related Futures -

Related Options -

Details

2024/04/29 20:10:41

Price

427.2246 EUR

Difference ▲ 0.46% (1.98)

General attributes

ISIN SE0001775578

Symbol -

Country Sweden

Security type Index

Instruments in index 236

Market data

Open 426.7507 EUR

High 427.7916 EUR

Low 425.9286 EUR

Close (prev. day) 425.2490 EUR

Trading volume (m) -

Volume (pcs) -

Performance and Risk

	6m	1y	3y
Perf (%)	+26.50%	+13.90%	+16.36%
Perf (abs.)	+89.51	+52.13	+60.07
Beta	-	-	-
Volatility	12.45	13.54	18.63





























Information about previous performance does not guarantee future performance.
Source: FactSet

Price data























Ø price 5 days Ø volume 5 days (pcs.)	424.5719 EUR (0)
Ø price 30 days Ø volume 30 days (pcs.)	426.1247 EUR (0)
Ø price 100 days Ø volume 100 days (pcs.)	409.4375 EUR (0)
Ø price 250 days Ø volume 250 days (pcs.)	379.6239 EUR (0)
YTD High date	435.1106 EUR (2024/03/14)
YTD Low date	385.5365 EUR (2024/01/17)
52 Weeks High date	435.1106 EUR (2024/03/14)
52 Weeks Low date	335.3187 EUR (2023/10/26)

Composition

Name ISIN	Price	Diff % Diff +/-	Performance	Date Time	Turnover Pc. Turnover Money
A.P. MOLLER-MAERSK A/S CL... DK0010244425	10,370.00	2.47% 250.00		24/04/29 16:59:50	5,730 59,129,680.00
A.P. MOLLER-MAERSK B DK0010244508	10,595.00	2.57% 265.00		24/04/29 16:59:34	33,447 352,822,257.50
AAK AB SE0011337708	281.80	0.36% 1.00		24/04/29 17:29:50	351,942 98,952,968.00
ABB LTD CH0012221716	543.40	0.74% 4.00		24/04/29 17:29:33	420,483 227,769,520.30
ADDLIFE AB SER. B SE0014401378	102.40	3.80% 3.75		24/04/29 17:29:36	67,601 6,717,907.00
ADDNODE GROUP AB SER. B SE0017885767	114.80	-0.09% -0.10		24/04/29 17:29:32	161,339 18,533,104.55
ADDTECH AB SER. B SE0014781795	228.40	-1.81% -4.20		24/04/29 17:29:39	363,476 82,618,547.10
AFRY AB SE0005999836	171.90	2.63% 4.40		24/04/29 17:29:59	179,260 30,457,398.40
ALFA LAVAL AB SE0000695876	476.20	0.63% 3.00		24/04/29 17:29:42	631,039 299,907,702.70
ALK-ABELLÓ B A/S DK0061802139	130.80	0.62% 0.80		24/04/29 16:59:33	178,326 23,072,727.95
ALLEIMA AB NPV SE0017615644	70.30	2.78% 1.90		24/04/29 17:29:58	1,246,081 86,874,485.21
ALM BRAND A/S DK0015250344	12.26	1.91% 0.23		24/04/29 16:59:55	1,276,556 15,580,079.49
ALVOTECH SA CLASS A LU2458332611	2,020.00	1.25% 25.00		24/04/29 17:24:58	738,623 1,477,901,625.00
AMBU A/S DK0060946788	113.70	2.85% 3.15		24/04/29 16:59:59	425,187 48,076,112.20
ARION BANK HF IS0000028157	140.50	-1.75% -2.50		24/04/29 17:24:28	3,744,151 530,342,973.00
ARION BANK SDR EACH REP 1... SE0010413567	11.00	0.92% 0.10		24/04/29 16:38:43	19,530 217,790.75
ARJO AB SER'B'NPV SE0010468116	46.90	0.95% 0.44		24/04/29 17:29:46	287,252 13,483,234.65
ASSA ABLOY AB SER. B SE0007100581	299.40	-0.03% -0.10		24/04/29 17:29:37	1,212,686 363,544,043.55
ASTRAZENECA PLC GB0009895292	1,655.50	0.58% 9.50		24/04/29 17:29:31	292,246 486,542,069.75
ATLAS COPCO AB SER. A SE0017486889	195.30	0.72% 1.40		24/04/29 17:29:55	3,640,264 710,988,043.24
ATLAS COPCO AB SER. B SE0017486897	167.65	0.36% 0.60		24/04/29 17:29:58	1,284,628 215,824,222.49
ATRIUM LJUNGBERG AB SER. ... SE0000191827	195.40	3.39% 6.40		24/04/29 17:29:35	61,852 11,999,295.80
AUTOLIV INC. SDB SE0021309614	1,326.40	0.11% 1.40		24/04/29 17:29:30	109,326 145,538,949.20

AVANZA BANK HOLDING AB SE0012454072	241.30	1.05% 2.50		24/04/29 17:29:45	266,473 63,931,876.05
AXFOOD AB SE0006993770	286.80	1.96% 5.50		24/04/29 17:29:51	195,154 55,687,783.95
BAVARIAN NORDIC A/S DK0015998017	152.75	2.62% 3.90		24/04/29 16:59:59	414,245 62,631,879.16
BEIJER REF AB SER. B SE0015949748	159.60	-0.34% -0.55		24/04/29 17:29:35	577,512 92,022,446.70
BETSSON AB SER. B SE0020845014	121.10	-0.74% -0.90		24/04/29 17:29:50	1,318,657 160,858,555.10
BETTER COLLECTIVE A/S EUR... DK0060952240	295.00	0.51% 1.50		24/04/29 17:29:39	71,221 20,910,503.75
BILIA AB SER. A SE0009921588	136.20	1.49% 2.00		24/04/29 17:29:41	60,768 8,204,453.50
BILLERUD AB SE0000862997	95.00	4.40% 4.00		24/04/29 17:29:45	517,075 48,468,136.44
BIOARCTIC AB SER. B SE0010323311	199.00	0.76% 1.50		24/04/29 17:29:44	109,223 21,640,330.85
BIOTAGE AB SE0000454746	167.60	1.27% 2.10		24/04/29 17:29:52	269,422 44,673,453.65
BOLIDEN AB SE0020050417	365.80	2.98% 10.60		24/04/29 17:29:50	1,382,260 503,222,077.00
BRAVIDA HOLDING AB SE0007491303	75.50	4.21% 3.05		24/04/29 17:29:57	1,570,076 118,324,939.57
BRIM HF. IS0000000297	77.60	-0.26% -0.20		24/04/29 17:15:49	41,976 3,257,337.60
BURE EQUITY AB SE0000195810	346.00	3.59% 12.00		24/04/29 17:29:47	40,705 13,909,250.80
CAMURUS AB NPV SE0007692850	496.40	1.31% 6.40		24/04/29 17:29:36	68,602 33,772,285.91
CARGOTEC OYJ CLASS B FI0009013429	63.60	1.52% 0.95		24/04/29 17:29:56	113,189 7,153,954.98
CARLSBERG A A/S DK0010181676	1,175.00	2.62% 30.00		24/04/29 16:59:35	561 655,465.00
CARLSBERG A/S SER. 'B' DK0010181759	952.80	-0.15% -1.40		24/04/29 16:59:31	173,324 165,627,199.70
CASTELLUM AB SE0000379190	131.75	1.39% 1.80		24/04/29 17:29:32	829,802 108,905,730.05
CATENA AB SE0001664707	483.00	1.26% 6.00		24/04/29 17:29:36	38,279 18,422,257.00
CHEMOMETEC A/S DK0060055861	301.80	5.30% 15.20		24/04/29 16:59:55	72,125 21,397,970.70
CITYCON OYJ FI4000369947	3.824	1.97% 0.07		24/04/29 17:29:50	168,319 639,524.90
COLOPLAST A/S SER. B DK0060448595	861.80	-0.19% -1.60		24/04/29 16:59:47	237,270 204,522,469.70
COREM PROPERTY GRP SE0010714279	8.22	2.75% 0.22		24/04/29 17:29:57	7,606 61,692.86
COREM PROPERTY GRP SER'B'... SE0010714287	8.40	4.74% 0.38		24/04/29 17:29:36	980,648 8,072,037.20
COREM PROPERTY GRP SER'D'... SE0015961594	224.00	0.67% 1.50		24/04/29 17:29:50	1,301 291,672.50
CREADES AB CLASS A SE0015661236	70.55	3.98% 2.70		24/04/29 17:29:38	117,450 8,143,647.20
DAMPKIBSSELSKABET NORDEN... SE0000000000	299.00	-3.80%		24/04/29	209,273

DK0060083210			-11.80		16:59:36	62,860,688.40
DANSKE BANK A/S DK0010274414	203.00	0.10%	0.20		24/04/29 16:59:44	794,693 161,500,925.25
DEMANT A/S DK0060738599	341.00	4.41%	14.40		24/04/29 16:59:46	396,810 134,229,130.40
DFDS A/S DK0060655629	215.00	0.56%	1.20		24/04/29 16:59:49	56,579 12,116,738.80
DIÖS FASTIGHETER AB SE0001634262	83.05	-0.42%	-0.35		24/04/29 17:29:36	493,865 40,132,393.02
DOMETIC GROUP AB SE0007691613	79.15	2.06%	1.60		24/04/29 17:29:47	304,921 24,034,397.28
DSV A/S DK0060079531	1,016.00	-1.55%	-16.00		24/04/29 16:59:43	459,072 467,231,030.25
ELECTROLUX AB SER. A SE0016589170	116.00	0.00%	0.00		24/04/29 17:29:58	477 51,800.00
ELECTROLUX AB SER. B SE0016589188	98.54	3.23%	3.08		24/04/29 17:29:51	2,738,636 267,810,675.79
ELECTROLUX PROFESSIONAL A... SE0013747870	69.90	1.01%	0.70		24/04/29 17:29:32	227,845 15,848,572.60
ELEKTA AB SER. B SE0000163628	79.00	4.50%	3.40		24/04/29 17:29:56	1,500,506 118,053,316.10
ELISA OYJ CLASS A FI0009007884	42.74	-0.09%	-0.04		24/04/29 17:29:52	190,952 8,162,479.49
EMBLA MEDICAL HF IS0000000040	29.70	1.71%	0.50		24/04/29 16:59:55	7,105 209,582.70
EMBRACER GROUP AB SER 'B' SE0016828511	27.20	0.59%	0.16		24/04/29 17:29:30	7,116,109 190,604,886.03
EPIROC AB CLASS A SE0015658109	207.20	1.12%	2.30		24/04/29 17:29:58	633,475 131,023,677.30
EPIROC AB CLASS B SE0015658117	184.10	1.32%	2.40		24/04/29 17:29:48	331,523 60,748,778.00
EQT AB SE0012853455	299.60	1.42%	4.20		24/04/29 17:29:52	575,144 172,207,424.25
ERICSSON(LM)TEL SE0000108656	56.48	-1.60%	-0.92		24/04/29 17:29:41	9,263,516 523,248,195.05
ERICSSON(LM)TEL SE0000108649	57.10	-1.72%	-1.00		24/04/29 17:29:46	48,356 2,766,605.85
ESSITY AB SER'A'NPV SE0009922156	274.50	1.48%	4.00		24/04/29 17:29:56	24,013 6,589,976.00
ESSITY AB SER'B'NPV SE0009922164	274.20	1.63%	4.40		24/04/29 17:29:34	1,352,156 370,205,236.60
EVOLUTION AB SE0012673267	1,224.50	-3.09%	-39.00		24/04/29 17:29:31	385,227 473,733,910.75
FABEGE AB SE0011166974	84.75	1.50%	1.25		24/04/29 17:29:47	593,418 50,037,437.07
FAST PARTNER AB SE0013512506	75.00	-1.19%	-0.90		24/04/29 17:29:31	74,718 5,610,819.80
FASTIGHETS AB BALDER SER.... SE0017832488	69.46	3.52%	2.36		24/04/29 17:29:30	1,699,521 117,234,677.36
FASTPARTNER AB SER'D'NPV SE0013512514	65.90	-1.35%	-0.90		24/04/29 17:15:50	10,024 657,092.50
FENIX OUTDOOR INTERNATION... CH0242214887	694.00	-1.14%	-8.00		24/04/29 17:29:41	2,050 1,420,734.00
FISKARS OYJ CLASS A FI0009000400	17.66	-0.11%	-0.02		24/04/29 17:29:45	9,136 159,321.20

FLSMIDTH & CO. A/S DK0010234467	352.00	0.98% 3.40		24/04/29 16:59:56	48,848 17,103,018.20
FORTNOX AB NPV SE0017161243	64.22	0.53% 0.34		24/04/29 17:29:35	2,131,987 136,063,622.01
FORTUM CORPORATION FI0009007132	12.36	2.53% 0.31		24/04/29 17:29:33	1,977,211 24,255,597.68
GENMAB A/S DK0010272202	1,970.00	0.79% 15.50		24/04/29 16:59:33	124,815 246,015,740.25
GETINGE AB SER. B SE0000202624	239.50	1.87% 4.40		24/04/29 17:29:58	574,320 137,163,986.45
GN STORE NORD A/S DK0010272632	190.75	1.44% 2.70		24/04/29 16:59:38	545,212 103,112,072.79
H. LUNDBECK A/S SER. A DK0061804697	28.70	1.95% 0.55		24/04/29 16:59:44	214,389 6,049,897.35
H. LUNDBECK A/S SER. B DK0061804770	33.32	1.22% 0.40		24/04/29 16:59:52	631,842 20,810,210.15
HEMNET GROUP AB NPV SE0015671995	290.60	2.47% 7.00		24/04/29 17:29:30	166,780 48,203,678.80
HENNES & MAURITZ AB 'B' SE0000106270	179.30	-0.36% -0.65		24/04/29 17:29:42	1,268,230 227,661,983.65
HEXAGON AB SER. B SE0015961909	120.50	0.25% 0.30		24/04/29 17:29:35	2,593,065 312,584,002.04
HEXPOL AB CLASS B SE0007074281	125.60	-1.34% -1.70		24/04/29 17:29:45	277,568 34,655,048.45
HMS NETWORKS AB SE0009997018	419.20	0.77% 3.20		24/04/29 17:29:32	50,080 20,918,445.60
HOLMEN AB SER. A SE0011090000	421.00	0.24% 1.00		24/04/29 17:29:30	1,237 516,315.00
HOLMEN AB SER. B SE0011090018	425.00	1.53% 6.40		24/04/29 17:29:59	237,747 100,419,478.30
HUFVUDSTADEN AB SER. A SE0000170375	128.40	0.55% 0.70		24/04/29 17:29:41	265,811 34,163,035.15
HUHTAMÄKI OYJ FI0009000459	36.20	0.39% 0.14		24/04/29 17:29:58	176,171 6,369,718.24
HUSQVARNA AB SER. A SE0001662222	88.00	1.38% 1.20		24/04/29 17:29:52	11,977 1,061,810.10
HUSQVARNA AB SER. B SE0001662230	90.50	3.08% 2.70		24/04/29 17:29:40	1,061,283 95,234,504.30
INDUSTRIVÄRDEN AB SER. A SE0000190126	355.60	0.85% 3.00		24/04/29 17:29:54	99,348 35,296,032.00
INDUSTRIVÄRDEN AB SER. C SE0000107203	355.50	1.17% 4.10		24/04/29 17:29:45	308,072 109,282,056.20
INDUTRADE AB SE0001515552	256.80	-0.08% -0.20		24/04/29 17:29:55	335,887 86,275,702.10