

# OMX NORDIC LARGE CAP (EUR)(TR)

ISIN: **SE0001775578** WKN: -

## Overview

2024/04/26 17:35:08	
<b>Price</b>	<b>425.2490</b> EUR
<b>Difference</b>	<span style="color: green;">▲</span> 1.86% (7.77)
<b>General attributes</b>	
ISIN	SE0001775578
Symbol	-
Country	Sweden
Instruments in index	236
Type of index	-
Security type	Index
<b>Market data</b>	
Open	420.9419 EUR
High	425.9919 EUR
Low	420.9419 EUR
Close (prev. day)	417.4771 EUR
Trading volume (m)	-
Volume (pcs)	-



Information about previous performance does not guarantee future performance.  
Source: FactSet

### Top 5

Name	Price	+ - (%)	Trend
MEDICOVER ...	161.00	+23.28	<span style="color: green;">▲</span>
BETSSON AB...	122.00	+13.28	<span style="color: green;">▲</span>
KEMIRA OYJ	19.20	+12.22	<span style="color: green;">▲</span>
DAMPSKIBSS...	310.80	+11.88	<span style="color: green;">▲</span>
WÄRTSILÄ O...	17.40	+11.40	<span style="color: green;">▲</span>

Intraday 1w 1m 6m 1y 3y

### Flop 5

Name	Price	+ - (%)	Trend
MIPS AB	347.00	-4.93	<span style="color: red;">▼</span>
SAMPO PLC ...	38.04	-3.96	<span style="color: red;">▼</span>
AXFOOD AB	281.30	-3.00	<span style="color: red;">▼</span>
EMBRACER G...	27.04	-2.14	<span style="color: red;">▼</span>
TRATON SE	388.50	-1.89	<span style="color: red;">▼</span>

Intraday 1w 1m 6m 1y 3y

### Recent research

Date	Headline	Download
2024/04/26	Global Equity Ratings	<a href="#">Download</a>
2024/04/26	Aktienempfehlungen Global	<a href="#">Download</a>
2024/04/03	Global Equity Ratings	<a href="#">Download</a>
2024/04/03	Aktienempfehlungen Global	<a href="#">Download</a>
2024/03/26	Global Strategy 2Q 2024	<a href="#">Download</a>

**Futures and Options**

**Related Futures** -

**Related Options** -

## Details

2024/04/26 17:35:08

Price

**425.2490** EUR

Difference



1.86% (7.77)

### General attributes

ISIN SE0001775578

Symbol -

Country Sweden

Security type Index

Instruments in index 236

### Market data

Open 420.9419 EUR

High 425.9919 EUR

Low 420.9419 EUR

Close (prev. day) 417.4771 EUR

Trading volume (m) -

Volume (pcs) -

### Performance and Risk

	6m	1y	3y
Perf (%)	+25.21%	+15.41%	+15.07%
Perf (abs.)	+85.61	+56.77	+55.70
Beta	-	-	-
Volatility	12.45	13.57	18.62






Information about previous performance does not guarantee future performance.

Source: FactSet

### Price data

Ø price 5 days   Ø volume 5 days (pcs.)	423.5597 EUR (0)
Ø price 30 days   Ø volume 30 days (pcs.)	426.2777 EUR (0)
Ø price 100 days   Ø volume 100 days (pcs.)	408.9186 EUR (0)
Ø price 250 days   Ø volume 250 days (pcs.)	379.4014 EUR (0)
YTD High   date	435.1106 EUR (2024/03/14)
YTD Low   date	385.5365 EUR (2024/01/17)
52 Weeks High   date	435.1106 EUR (2024/03/14)
52 Weeks Low   date	335.3187 EUR (2023/10/26)

## Composition

Name ISIN	Price	Diff % Diff +/-	Performance	Date Time	Turnover Pc. Turnover Money
A.P. MOLLER-MAERSK A/S CL... DK0010244425	10,120.00	6.19% 590.00		24/04/26 16:59:46	14,514 146,429,360.00
A.P. MOLLER-MAERSK B DK0010244508	10,330.00	6.17% 600.00		24/04/26 16:59:33	54,848 565,530,503.00
AAK AB SE0011337708	280.80	4.93% 13.20		24/04/26 17:29:31	597,853 165,236,141.20
ABB LTD CH0012221716	539.40	1.35% 7.20		24/04/26 17:29:40	370,015 198,339,679.80
ADDLIFE AB SER. B SE0014401378	98.65	2.02% 1.95		24/04/26 17:29:54	132,278 12,921,318.75
ADDNODE GROUP AB SER. B SE0017885767	114.90	0.79% 0.90		24/04/26 17:29:57	168,122 19,177,595.65
ADDTECH AB SER. B SE0014781795	232.60	3.19% 7.20		24/04/26 17:29:37	675,207 154,486,120.20
AFRY AB SE0005999836	167.50	3.46% 5.60		24/04/26 17:29:44	193,423 32,341,968.80
ALFA LAVAL AB SE0000695876	473.20	1.09% 5.10		24/04/26 17:29:44	1,095,010 515,196,640.45
ALK-ABELLÓ B A/S DK0061802139	130.00	4.50% 5.60		24/04/26 16:59:59	295,748 37,889,578.25
ALLEIMA AB NPV SE0017615644	68.40	5.07% 3.30		24/04/26 17:29:53	569,434 38,745,007.55
ALM BRAND A/S DK0015250344	12.03	0.08% 0.01		24/04/26 16:59:48	1,269,764 15,294,708.82
ALVOTECH SA CLASS A LU2458332611	1,995.00	3.91% 75.00		24/04/26 17:29:37	297,012 590,433,080.00
AMBU A/S DK0060946788	110.55	2.60% 2.80		24/04/26 16:59:44	491,607 53,814,401.10
ARION BANK HF IS0000028157	143.00	0.00% 0.00		24/04/26 17:23:36	3,724,619 533,221,553.00
ARION BANK SDR EACH REP 1... SE0010413567	10.90	0.46% 0.05		24/04/26 17:24:55	154,136 1,661,540.85
ARJO AB SER'B'NPV SE0010468116	46.46	1.57% 0.72		24/04/26 17:29:37	326,727 15,166,383.17
ASSA ABLOY AB SER. B SE0007100581	299.50	1.66% 4.90		24/04/26 17:29:48	2,114,642 632,257,790.55
ASTRAZENECA PLC GB0009895292	1,646.00	0.27% 4.50		24/04/26 17:29:54	316,442 518,484,143.75
ATLAS COPCO AB SER. A SE0017486889	193.90	2.43% 4.60		24/04/26 17:29:58	5,208,294 1,008,310,218.79
ATLAS COPCO AB SER. B SE0017486897	167.05	2.71% 4.40		24/04/26 17:29:38	1,893,508 315,813,224.94
ATRIUM LJUNGBERG AB SER. ... SE0000191827	189.00	1.61% 3.00		24/04/26 17:29:58	50,184 9,456,874.00
AUTOLIV INC. SDB SE0021309614	1,325.00	5.33% 67.00		24/04/26 17:29:33	316,833 419,102,364.70

AVANZA BANK HOLDING AB SE0012454072	238.80	4.74% 10.80		24/04/26 17:29:50	499,176 119,481,554.59
AXFOOD AB SE0006993770	281.30	-3.00% -8.70		24/04/26 17:29:32	322,066 90,950,920.90
BAVARIAN NORDIC A/S DK0015998017	148.85	3.26% 4.70		24/04/26 16:59:35	291,607 42,873,715.88
BEIJER REF AB SER. B SE0015949748	160.15	0.16% 0.25		24/04/26 17:29:30	628,812 95,519,514.74
BETSSON AB SER. B SE0020845014	122.00	13.28% 14.30		24/04/26 17:29:45	2,649,731 321,169,701.75
BETTER COLLECTIVE A/S EUR... DK0060952240	293.50	2.98% 8.50		24/04/26 17:29:51	63,872 18,583,421.00
BILIA AB SER. A SE0009921588	134.20	3.79% 4.90		24/04/26 17:29:43	165,582 21,916,717.85
BILLERUD AB SE0000862997	91.00	-0.27% -0.25		24/04/26 17:29:31	878,814 79,651,040.96
BIOARCTIC AB SER. B SE0010323311	197.50	1.96% 3.80		24/04/26 17:29:37	121,787 23,831,153.30
BIOTAGE AB SE0000454746	165.50	0.49% 0.80		24/04/26 17:29:32	296,758 48,484,586.45
BOLIDEN AB SE0020050417	355.20	2.48% 8.60		24/04/26 17:29:38	1,413,664 503,155,722.25
BRAVIDA HOLDING AB SE0007491303	72.45	2.04% 1.45		24/04/26 17:29:31	1,273,201 90,876,411.60
BRIM HF. IS0000000297	77.80	-0.26% -0.20		24/04/24 17:29:44	40,210 3,135,738.00
BURE EQUITY AB SE0000195810	334.00	3.28% 10.60		24/04/26 17:29:33	25,827 8,602,217.50
CAMURUS AB NPV SE0007692850	490.00	2.81% 13.40		24/04/26 17:29:57	59,114 28,527,562.40
CARGOTEC OYJ CLASS B FI0009013429	62.65	3.73% 2.25		24/04/26 17:29:54	96,148 5,983,825.35
CARLSBERG A A/S DK0010181676	1,145.00	1.78% 20.00		24/04/26 16:43:52	293 336,715.00
CARLSBERG A/S SER. 'B' DK0010181759	954.20	0.63% 6.00		24/04/26 16:59:38	292,909 279,256,135.40
CASTELLUM AB SE0000379190	129.95	2.69% 3.40		24/04/26 17:29:44	1,632,734 210,882,531.10
CATENA AB SE0001664707	477.00	1.60% 7.50		24/04/26 17:29:38	40,460 19,145,163.50
CHEMOMETEC A/S DK0060055861	286.60	1.49% 4.20		24/04/26 16:59:42	54,112 15,433,624.40
CITYCON OYJ FI4000369947	3.75	0.75% 0.03		24/04/26 17:29:58	202,634 756,358.06
COLOPLAST A/S SER. B DK0060448595	863.40	-0.09% -0.80		24/04/26 16:59:45	422,774 365,293,353.40
COREM PROPERTY GRP SE0010714279	8.00	0.00% 0.00		24/04/26 17:29:42	21,073 164,974.76
COREM PROPERTY GRP SER'B'... SE0010714287	8.02	3.95% 0.31		24/04/26 17:29:43	1,071,583 8,537,146.66
COREM PROPERTY GRP SER'D'... SE0015961594	222.50	0.91% 2.00		24/04/26 17:29:31	2,773 623,809.50
CREADES AB CLASS A SE0015661236	67.85	4.30% 2.80		24/04/26 17:29:44	123,769 8,357,400.95
DAMPKIBSSELSKABET NORDEN...	310.80	11.88%		24/04/26	424,802

DK0060083210		33.00		16:59:34	129,085,218.70
DANSKE BANK A/S DK0010274414	202.80	0.10% 0.20		24/04/26 16:59:57	1,124,731 228,770,592.20
DEMANT A/S DK0060738599	326.60	3.29% 10.40		24/04/26 16:59:52	259,225 84,312,857.50
DFDS A/S DK0060655629	213.80	4.39% 9.00		24/04/26 16:59:56	196,473 41,700,290.98
DIÖS FASTIGHETER AB SE0001634262	83.40	1.52% 1.25		24/04/26 17:29:42	136,362 11,279,023.31
DOMETIC GROUP AB SE0007691613	77.55	2.92% 2.20		24/04/26 17:29:42	551,972 42,550,424.75
DSV A/S DK0060079531	1,032.00	4.45% 44.00		24/04/26 16:59:44	464,154 474,399,109.95
ELECTROLUX AB SER. A SE0016589170	116.00	3.57% 4.00		24/04/26 17:29:35	1,479 166,716.00
ELECTROLUX AB SER. B SE0016589188	95.46	6.49% 5.82		24/04/26 17:29:45	4,312,639 404,324,982.32
ELECTROLUX PROFESSIONAL A... SE0013747870	69.20	1.62% 1.10		24/04/26 17:29:57	149,667 10,255,842.10
ELEKTA AB SER. B SE0000163628	75.60	2.30% 1.70		24/04/26 17:29:34	407,732 30,732,820.50
ELISA OYJ CLASS A FI0009007884	42.78	0.38% 0.16		24/04/26 17:29:42	348,056 14,901,961.91
EMBLA MEDICAL HF IS0000000040	29.20	0.00% 0.00		24/04/26 16:54:34	27,150 809,748.40
EMBRACER GROUP AB SER 'B' SE0016828511	27.04	-2.14% -0.59		24/04/26 17:29:57	7,207,883 197,453,332.27
EPIROC AB CLASS A SE0015658109	204.90	0.84% 1.70		24/04/26 17:29:50	963,832 197,290,456.90
EPIROC AB CLASS B SE0015658117	181.70	1.96% 3.50		24/04/26 17:29:42	325,705 58,882,616.75
EQT AB SE0012853455	295.40	1.83% 5.30		24/04/26 17:29:58	814,446 242,356,170.75
ERICSSON(LM)TEL SE0000108656	57.40	0.03% 0.02		24/04/26 17:29:42	4,314,931 247,332,958.70
ERICSSON(LM)TEL SE0000108649	58.10	-0.34% -0.20		24/04/26 17:29:34	20,644 1,194,658.30
ESSITY AB SER'A'NPV SE0009922156	270.50	1.50% 4.00		24/04/26 17:29:54	11,900 3,208,881.00
ESSITY AB SER'B'NPV SE0009922164	269.80	1.09% 2.90		24/04/26 17:29:33	1,999,313 539,215,338.65
EVOLUTION AB SE0012673267	1,263.50	1.53% 19.00		24/04/26 17:29:33	453,873 571,141,627.75
FABEGE AB SE0011166974	83.50	3.34% 2.70		24/04/26 17:29:47	1,403,900 116,437,677.21
FAST PARTNER AB SE0013512506	75.90	5.86% 4.20		24/04/26 17:29:55	106,817 8,026,282.05
FASTIGHETS AB BALDER SER.... SE0017832488	67.10	3.10% 2.02		24/04/26 17:29:57	1,617,066 108,043,779.55
FASTPARTNER AB SER'D'NPV SE0013512514	66.80	0.45% 0.30		24/04/26 17:22:52	9,989 667,489.80
FENIX OUTDOOR INTERNATION... CH0242214887	702.00	0.86% 6.00		24/04/26 17:29:43	677 476,913.00
FISKARS OYJ CLASS A FI0009000400	17.68	2.79% 0.48		24/04/26 17:29:44	12,306 216,025.31

FLSMIDTH & CO. A/S DK0010234467	348.60	1.51% 5.20		24/04/26 16:59:54	71,676 24,870,201.50
FORTNOX AB NPV SE0017161243	63.88	4.72% 2.88		24/04/26 17:29:48	3,710,679 232,317,384.71
FORTUM CORPORATION FI0009007132	12.055	-0.37% -0.05		24/04/26 17:29:59	1,369,850 16,577,708.83
GENMAB A/S DK0010272202	1,954.50	2.04% 39.00		24/04/26 16:59:56	108,599 212,268,722.25
GETINGE AB SER. B SE0000202624	235.10	2.57% 5.90		24/04/26 17:29:59	649,008 152,516,032.10
GN STORE NORD A/S DK0010272632	188.05	5.06% 9.05		24/04/26 16:59:44	524,311 97,849,530.74
H. LUNDBECK A/S SER. A DK0061804697	28.15	0.72% 0.20		24/04/26 16:59:55	57,701 1,624,318.40
H. LUNDBECK A/S SER. B DK0061804770	32.92	1.11% 0.36		24/04/26 16:59:53	418,984 13,779,956.09
HEMNET GROUP AB NPV SE0015671995	283.60	-1.53% -4.40		24/04/26 17:29:48	369,638 105,161,161.90
HENNES & MAURITZ AB 'B' SE0000106270	179.95	0.98% 1.75		24/04/26 17:29:39	1,525,303 273,391,655.72
HEXAGON AB SER. B SE0015961909	120.20	-1.52% -1.85		24/04/26 17:29:47	5,764,025 688,624,455.08
HEXPOL AB CLASS B SE0007074281	127.30	-0.55% -0.70		24/04/26 17:29:53	615,270 78,865,928.55
HMS NETWORKS AB SE0009997018	416.00	6.23% 24.40		24/04/26 17:29:56	55,845 22,803,634.10
HOLMEN AB SER. A SE0011090000	420.00	-0.71% -3.00		24/04/26 16:58:56	2,033 859,231.00
HOLMEN AB SER. B SE0011090018	418.60	-1.37% -5.80		24/04/26 17:29:46	356,541 150,326,928.40
HUFVUDSTADEN AB SER. A SE0000170375	127.70	2.24% 2.80		24/04/26 17:29:58	72,524 9,234,541.55
HUHTAMÄKI OYJ FI0009000459	36.06	-0.50% -0.18		24/04/26 17:29:53	332,290 11,979,648.76
HUSQVARNA AB SER. A SE0001662222	86.80	4.20% 3.50		24/04/26 17:29:59	15,096 1,310,141.10
HUSQVARNA AB SER. B SE0001662230	87.80	4.77% 4.00		24/04/26 17:29:48	1,106,536 96,723,313.99
INDUSTRIVÄRDEN AB SER. A SE0000190126	352.60	2.14% 7.40		24/04/26 17:29:32	123,343 43,420,383.40
INDUSTRIVÄRDEN AB SER. C SE0000107203	351.40	2.00% 6.90		24/04/26 17:29:31	332,529 116,586,273.60
INDUTRADE AB SE0001515552	257.00	1.58% 4.00		24/04/26 17:29:33	409,550 105,300,383.80