

OMX NORDIC LARGE CAP (EUR)(TR)

ISIN: **SE0001775578** WKN: -

Übersicht

26.04.2024 11:07:15

Kurs

422,9124 EUR

Differenz ▲ 1,30% (5,44)

Stammdaten

ISIN SE0001775578

Symbol -

Land Schweden

Anzahl der enthaltenen Werte im Index 236

Index-Typ -

Wertpapierkategorie Index

Top 5

Name	Kurs	+ - (%)	Trend
MEDICOVER ...	149,60	+14,55	▲
BETSSON AB...	120,10	+11,51	▲
DAMPSKIBSS...	306,80	+10,44	▲
INTRUM AB	24,76	+9,51	▲
NCAB GROUP...	72,85	+9,22	▲

Intraday 1W 1M 6M 1J 3J

Flop 5

Name	Kurs	+ - (%)	Trend
SAMPO PLC ...	38,13	-3,74	▼
ELECTROLUX...	108,00	-3,57	▼
AXFOOD AB	280,60	-3,24	▼
SAAB AB SE...	892,00	-3,06	▼
HEXAGON AB...	119,75	-1,88	▼

Intraday 1W 1M 6M 1J 3J



Nähere Infos zu den Ländern &

5J



Die Wertentwicklung der Vergangenheit lässt keine verlässlichen Rückschlüsse auf die zukünftige Entwicklung eines Finanzinstruments zu.

Quelle: FactSet

Aktuellstes Research

Märkte

Datum	Überschrift	Download
03.04.2024	Global Equity Ratings	
03.04.2024	Aktienempfehlungen Global	
26.03.2024	Global Strategy 2Q 2024	
26.03.2024	Global Strategy 2Q 2024	
13.03.2024	Global Equity Ratings	

Regionen

➤ **Märkte nach Region**

Details

26.04.2024 11:07:15

Kurs

422,9124 EURDifferenz  1,30% (5,44)

Stammdaten

ISIN SE0001775578

Symbol -

Land Schweden

Wertpapierkategorie Index

Anzahl der enthaltenen Werte im Index 236

Marktdaten

Eröffnung 420,9419 EUR

Hoch 423,2543 EUR

Tief 420,9419 EUR

Schluss Vortag 417,4771 EUR

Volumen (Mio.) -

Volumen (Stück) -

Performance und Risiko

	6M	1J	3J
Perf (%)	+22,43%	+11,90%	+13,37%
Perf (abs.)	+76,49	+44,40	+49,24
Beta	-	-	-
Volatilität	12,27	13,50	18,59



5J

Die Wertentwicklung der Vergangenheit lässt keine verlässlichen Rückschlüsse auf die zukünftige Entwicklung eines Finanzinstruments zu.

Quelle: FactSet
























Kursdaten


























Ø Kurs 5 Tage Ø Volumen 5 Tage (Stk.)	422,3269 EUR (0)
Ø Kurs 30 Tage Ø Volumen 30 Tage (Stk.)	426,4950 EUR (0)
Ø Kurs 100 Tage Ø Volumen 100 Tage (Stk.)	408,4290 EUR (0)
Ø Kurs 250 Tage Ø Volumen 250 Tage	379,1852 EUR (0)
Hoch seit 1.1. Datum	435,1106 EUR (14.03.2024)
Tief seit 1.1. Datum	385,5365 EUR (17.01.2024)
52 Wochen Hoch Datum	435,1106 EUR (14.03.2024)
52 Wochen Tief Datum	335,3187 EUR (26.10.2023)


Enthaltene Werte






















Seite 1 von 3

<< < > >>

Name ISIN	Kurs	Diff % Diff /-	Performance	Datum Zeit	Gehandelte Stück Umsatz Geld
A.P. MOLLER-MAERSK A/S CL... DK0010244425	10.070,00	5,67% 540,00		26.04.24 11:06:53	8.697 87.329.740,00
A.P. MOLLER-MAERSK B DK0010244508	10.325,00	6,12% 595,00		26.04.24 11:07:16	25.826 264.357.045,50
AAK AB SE0011337708	271,00	1,27% 3,40		26.04.24 11:07:04	166.752 45.382.287,40
AB SAGAX NAMN-AKTIER D O... SE0009161052	30,10	0,17% 0,05		26.04.24 11:05:30	42.606 1.277.816,65
ABB LTD CH0012221716	533,20	0,19% 1,00		26.04.24 11:07:17	81.188 43.297.096,20
ADDLIFE AB SER. B SE0014401378	97,00	0,31% 0,30		26.04.24 11:05:12	50.250 4.852.971,55
ADDNODE GROUP AB SER. B SE0017885767	114,80	0,70% 0,80		26.04.24 11:07:12	70.461 7.951.387,50
ADDTECH AB SER. B SE0014781795	229,00	1,60% 3,60		26.04.24 11:06:47	112.235 25.487.853,90
AFRY AB SE0005999836	167,20	3,27% 5,30		26.04.24 11:06:05	52.960 8.783.125,40
ALFA LAVAL AB SE0000695876	468,70	0,13% 0,60		26.04.24 11:06:42	252.493 117.016.618,05
ALK-ABELLÓ B A/S DK0061802139	126,30	1,53% 1,90		26.04.24 11:07:27	42.938 5.405.245,95
ALLEIMA AB NAMN-AKTIER O... SE0017615644	67,75	4,07% 2,65		26.04.24 11:07:19	206.425 13.839.652,40
ALM BRAND A/S DK0015250344	12,08	0,50% 0,06		26.04.24 11:01:08	335.723 4.051.113,48
ALVOTECH SA CLASS A LU2458332611	1.920,00	1,59% 30,00		24.04.24 17:24:59	226.778 435.043.525,00
AMBU A/S DK0060946788	109,70	1,81% 1,95		26.04.24 11:07:32	189.137 20.490.386,75
ARION BANK HF IS0000028157	143,00	0,35% 0,50		24.04.24 17:29:33	7.432.928 1.070.160.023,00
ARION BANK HF. NAMN-AKTIE... SE0010413567	10,95	0,92% 0,10		26.04.24 10:55:55	141.652 1.523.155,05
ARJO AB NAMN-AKTIER B O.N... SE0010468116	46,40	1,44% 0,66		26.04.24 11:00:14	81.649 3.778.128,23
ASSA ABLOY AB SER. B SE0007100581	297,40	0,95% 2,80		26.04.24 11:07:09	193.155 57.289.447,50
ASTRAZENECA PLC GB0009895292	1.641,00	-0,03% -0,50		26.04.24 11:07:00	91.965 151.066.331,25
ATLAS COPCO AB SER. A SE0017486889	193,20	2,06% 3,90		26.04.24 11:07:13	620.608 119.471.963,78
ATLAS COPCO AB SER. B SE0017486897	166,25	2,21% 3,60		26.04.24 11:07:13	239.354 39.643.452,61
ATRIUM LJUNGBERG AB SER. ... SE0000191827	189,20	1,72% 3,20		26.04.24 10:58:32	778 146.528,20

AUTOLIV INC. SDB SE0021309614	1.263,40	0,43% 5,40		26.04.24 11:05:59	10.170 12.828.204,60
AVANZA BANK HOLDING AB SE0012454072	237,60	4,21% 9,60		26.04.24 11:05:28	61.927 14.577.789,35
AXFOOD AB SE0006993770	280,60	-3,24% -9,40		26.04.24 11:07:16	88.053 25.054.002,45
BAVARIAN NORDIC A/S DK0015998017	147,35	2,22% 3,20		26.04.24 11:07:02	74.446 10.920.750,60
BEIJER REF AB SER. B SE0015949748	160,55	0,41% 0,65		26.04.24 11:06:51	90.092 14.449.094,88
BETSSON AB SER. B SE0020845014	120,10	11,51% 12,40		26.04.24 11:07:02	1.505.595 182.806.024,00
BETTER COLLECTIVE A/S NAV... DK0060952240	291,50	2,28% 6,50		26.04.24 10:58:32	22.856 6.636.012,75
BILIA AB SER. A SE0009921588	131,70	1,86% 2,40		26.04.24 11:07:10	43.867 5.677.950,90
BILLERUD AB SE0000862997	93,40	2,36% 2,15		26.04.24 11:05:43	138.267 12.717.121,23
BIOARCTIC AB SER. B SE0010323311	195,60	0,98% 1,90		26.04.24 11:06:21	39.779 7.830.233,90
BIOTAGE AB SE0000454746	162,20	-1,52% -2,50		26.04.24 11:05:53	87.747 14.091.258,05
BOLIDEN AB SE0020050417	356,60	2,89% 10,00		26.04.24 11:07:25	344.715 121.893.927,10
BRAVIDA HOLDING AB SE0007491303	72,60	2,25% 1,60		26.04.24 11:05:53	74.615 5.374.492,10
BRIM HF. IS0000000297	77,80	-0,26% -0,20		24.04.24 17:29:44	40.210 3.135.738,00
BURE EQUITY AB SE0000195810	332,20	2,72% 8,80		26.04.24 11:05:39	6.374 2.105.677,20
CAMURUS AB NAMN-AKTIER O.... SE0007692850	481,00	0,92% 4,40		26.04.24 11:07:18	26.947 12.932.732,00
CARGOTEC OYJ CLASS B FI0009013429	61,60	1,99% 1,20		26.04.24 11:06:30	20.861 1.281.632,10
CARLSBERG A A/S DK0010181676	1.150,00	2,22% 25,00		26.04.24 10:40:10	59 67.700,00
CARLSBERG A/S SER. 'B' DK0010181759	952,60	0,46% 4,40		26.04.24 11:07:16	79.002 75.452.346,00
CASTELLUM AB SE0000379190	128,70	1,70% 2,15		26.04.24 11:06:49	287.683 36.926.840,01
CATENA AB SE0001664707	472,00	0,53% 2,50		26.04.24 11:06:34	11.882 5.585.083,50
CHEMOMETEC A/S DK0060055861	284,40	0,71% 2,00		26.04.24 11:05:14	13.965 3.999.478,20
CITYCON OYJ FI4000369947	3,75	0,75% 0,03		26.04.24 11:06:19	61.998 232.958,15
COLOPLAST A/S SER. B DK0060448595	865,20	0,12% 1,00		26.04.24 11:07:22	127.857 110.777.212,50
COREM PROPERTY GROUP AB SE0010714279	7,92	-1,00% -0,08		26.04.24 11:00:01	16.938 133.848,96
COREM PROPERTY GROUP AB N... SE0010714287	7,93	2,79% 0,22		26.04.24 11:06:48	252.974 1.997.946,37
COREM PROPERTY GROUP AB N... SE0015961594	222,50	0,91% 2,00		26.04.24 11:04:28	282 62.782,00
CREADES AB CLASS A	66,95	2,92%		26.04.24	31.288

SE0015661236		1,90		11:06:34	2.086.258,10
DAMPSKIBSSELSKABET NORDEN... DK0060083210	306,80	10,44% 29,00		26.04.24 11:07:17	193.418 57.427.842,20
DANSKE BANK A/S DK0010274414	204,60	0,99% 2,00		26.04.24 11:06:43	158.102 32.314.232,55
DEMANT A/S DK0060738599	322,40	1,96% 6,20		26.04.24 11:03:03	27.421 8.795.934,40
DFDS A/S DK0060655629	211,00	3,03% 6,20		26.04.24 11:05:37	59.474 12.484.637,20
DIOES FASTIGHETER AB SE0001634262	82,05	-0,12% -0,10		26.04.24 11:04:22	15.557 1.278.978,28
DOMETIC GROUP AB SE0007691613	76,00	0,86% 0,65		26.04.24 11:05:07	114.575 8.690.306,53
DSV A/S DK0060079531	1.005,00	1,72% 17,00		26.04.24 11:06:35	111.942 112.593.862,45
ELECTROLUX AB SER. A SE0016589170	108,00	-3,57% -4,00		26.04.24 11:00:02	106 11.448,00
ELECTROLUX AB SER. B SE0016589188	91,90	2,52% 2,26		26.04.24 11:07:33	1.802.889 168.047.042,21
ELECTROLUX PROFESSIONAL A... SE0013747870	67,70	-0,59% -0,40		26.04.24 11:04:23	38.264 2.572.298,10
ELEKTA AB SER. B SE0000163628	75,00	1,49% 1,10		26.04.24 11:05:14	41.464 3.094.057,85
ELISA OYJ CLASS A FI0009007884	42,80	0,42% 0,18		26.04.24 11:05:50	36.187 1.548.402,39
EMBLA MEDICAL HF IS0000000040	29,40	0,68% 0,20		26.04.24 10:45:17	1.877 55.202,80
EMBRACER GROUP AB SER 'B' SE0016828511	27,88	0,90% 0,25		26.04.24 11:07:15	2.148.776 59.801.244,66
EPIROC AB CLASS A SE0015658109	205,40	1,08% 2,20		26.04.24 11:05:04	68.764 14.068.546,35
EPIROC AB CLASS B SE0015658117	180,10	1,07% 1,90		26.04.24 11:03:21	30.510 5.483.654,65
EQT AB SE0012853455	299,80	3,34% 9,70		26.04.24 11:06:51	87.511 26.028.071,00
ESSITY AB NAMN-AKTIER A SE0009922156	268,50	0,75% 2,00		26.04.24 11:07:32	3.478 938.702,50
ESSITY AB NAMN-AKTIER B SE0009922164	268,50	0,60% 1,60		26.04.24 11:07:33	505.422 136.497.148,05
EVOLUTION AB SE0012673267	1.249,50	0,40% 5,00		26.04.24 11:06:50	116.372 144.988.287,00
FABEGE AB SE0011166974	82,35	1,92% 1,55		26.04.24 11:07:19	304.011 25.141.632,16
FAST PARTNER AB SE0013512506	74,60	4,04% 2,90		26.04.24 11:06:49	19.075 1.413.673,50
FASTIGHETS AB BALDER SER.... SE0017832488	66,06	1,51% 0,98		26.04.24 11:07:30	219.877 14.528.225,70
FASTPARTNER AB NAMN-AKTIE... SE0013512514	66,80	0,45% 0,30		26.04.24 11:06:47	1.584 105.694,60
FENIX OUTDOOR INTERNATIONAL... CH0242214887	702,00	0,86% 6,00		26.04.24 10:49:49	283 198.603,00
FISKARS OYJ CLASS A FI0009000400	17,54	1,98% 0,34		26.04.24 10:48:30	5.070 87.190,50
FLSMIDTH & CO. A/S DK0010234467	344,20	0,23% 0,80		26.04.24 11:05:16	19.448 6.690.301,60

FORTNOX AB NAMN-AKTIER O... SE0017161243	62,56	2,56% 1,56		26.04.24 11:07:33	1.313.550 81.231.696,13
FORTUM CORPORATION FI0009007132	12,19	0,74% 0,09		26.04.24 11:07:02	253.175 3.087.955,86
GENMAB A/S DK0010272202	1.966,00	2,64% 50,50		26.04.24 11:07:22	26.181 51.024.650,50
GETINGE AB SER. B SE0000202624	235,60	2,79% 6,40		26.04.24 11:05:39	139.903 32.639.361,40
GN STORE NORD A/S DK0010272632	185,35	3,55% 6,35		26.04.24 11:05:02	147.865 27.372.399,60
H. LUNDBECK A/S SER. A DK0061804697	28,30	1,25% 0,35		26.04.24 11:06:15	7.772 219.117,60
H. LUNDBECK A/S SER. B DK0061804770	32,90	1,04% 0,34		26.04.24 11:00:30	52.293 1.723.968,78
HEMNET GROUP AB NAMN-AKTI... SE0015671995	287,00	-0,35% -1,00		26.04.24 11:07:08	37.700 10.824.259,90
HENNES & MAURITZ AB 'B' SE0000106270	178,10	-0,06% -0,10		26.04.24 11:07:00	305.595 54.552.084,18
HEXAGON AB SER. B SE0015961909	119,75	-1,88% -2,30		26.04.24 11:07:11	2.167.678 257.428.678,51
HEXPOL AB CLASS B SE0007074281	129,90	1,48% 1,90		26.04.24 11:04:57	24.461 3.110.420,10
HMS NETWORKS AB SE0009997018	403,60	3,06% 12,00		26.04.24 11:06:20	19.730 7.956.755,20
HOLMEN AB SER. A SE0011090000	423,00	0,00% 0,00		26.04.24 10:35:52	642 264.444,00
HOLMEN AB SER. B SE0011090018	425,20	0,19% 0,80		26.04.24 11:07:02	93.245 39.311.542,70
HUFVUDSTADEN AB SER. A SE0000170375	126,50	1,28% 1,60		26.04.24 11:05:43	11.056 1.395.777,40
HUHTAMAEMI OYJ FI0009000459	36,06	-0,50% -0,18		26.04.24 11:06:01	102.716 3.694.973,67
HUSQVARNA AB SER. A SE0001662222	86,90	4,32% 3,60		26.04.24 11:02:34	3.970 346.172,70
HUSQVARNA AB SER. B SE0001662230	86,78	3,56% 2,98		26.04.24 11:05:48	248.568 21.759.523,40
INDUSTRIVAERDEN AB SER. A SE0000190126	350,60	1,56% 5,40		26.04.24 11:05:29	14.187 4.953.542,10
INDUSTRIVAERDEN AB SER. C SE0000107203	349,90	1,57% 5,40		26.04.24 11:07:33	133.588 46.692.494,10
INDUTRADE AB SE0001515552	256,80	1,50% 3,80		26.04.24 11:07:32	88.249 22.588.800,00
INSTALCO AB SE0017483506	38,56	2,01% 0,76		26.04.24 11:02:14	63.269 2.455.390,66