

OMX NORDIC LARGE CAP (EUR)(TR)

ISIN: **SE0001775578** WKN: -

Overview

2024/04/26 09:01:15	
Price	421.4210 EUR
Difference	▲ 0.94% (3.94)
General attributes	
ISIN	SE0001775578
Symbol	-
Country	Sweden
Instruments in index	236
Type of index	-
Security type	Index
Market data	
Open	420.9419 EUR
High	421.4210 EUR
Low	420.9419 EUR
Close (prev. day)	417.4771 EUR
Trading volume (m)	-
Volume (pcs)	-



Information about previous performance does not guarantee future performance.
Source: FactSet

Top 5

Name	Price	+ - (%)	Trend
BETSSON AB...	120.80	+12.16	▲
TRATON SE	428.00	+8.08	▲
SKF AB CLA...	233.00	+6.88	▲
KEMIRA OYJ	18.07	+5.61	▲
MEDICOVER ...	137.60	+5.36	▲

Intraday 1w 1m 6m 1y 3y

Flop 5

Name	Price	+ - (%)	Trend
SAMPO PLC ...	38.06	-3.91	▼
ELECTROLUX...	108.00	-3.57	▼
SVENSKA CE...	153.80	-3.39	▼
SVENSKA CE...	153.60	-3.34	▼
SWEDISH OR...	272.20	-3.06	▼

Intraday 1w 1m 6m 1y 3y

Recent research

Date	Headline	Download
2024/04/03	Global Equity Ratings	Download
2024/04/03	Aktienempfehlungen Global	Download
2024/03/26	Global Strategy 2Q 2024	Download
2024/03/26	Global Strategy 2Q 2024	Download
2024/03/13	Global Equity Ratings	Download

Futures and Options

Related Futures -

Related Options -

Details

2024/04/26 09:01:15

Price

421.4210 EUR

Difference ▲ 0.94% (3.94)

General attributes

ISIN SE0001775578

Symbol -

Country Sweden

Security type Index

Instruments in index 236

Market data

Open 420.9419 EUR

High 421.4210 EUR

Low 420.9419 EUR

Close (prev. day) 417.4771 EUR

Trading volume (m) -

Volume (pcs) -

Performance and Risk

	6m	1y	3y
Perf (%)	+22.43%	+11.90%	+13.37%
Perf (abs.)	+76.49	+44.40	+49.24
Beta	-	-	-
Volatility	12.27	13.50	18.59






























Information about previous performance does not guarantee future performance.
Source: FactSet

Price data

Ø price 5 days Ø volume 5 days (pcs.)	422.3269 EUR (0)
Ø price 30 days Ø volume 30 days (pcs.)	426.4950 EUR (0)
Ø price 100 days Ø volume 100 days (pcs.)	408.4290 EUR (0)
Ø price 250 days Ø volume 250 days (pcs.)	379.1852 EUR (0)
YTD High date	435.1106 EUR (2024/03/14)
YTD Low date	385.5365 EUR (2024/01/17)
52 Weeks High date	435.1106 EUR (2024/03/14)
52 Weeks Low date	335.3187 EUR (2023/10/26)

Composition

Name  ISIN	Price	Diff %  Diff +/-	Performance 	Date Time	Turnover Pc.  Turnover Money 
A.P. MOLLER-MAERSK A/S CL... DK0010244425	9,620.00	0.94% 90.00		24/04/26 09:01:26	120 1,151,275.00
A.P. MOLLER-MAERSK B DK0010244508	9,844.00	1.17% 114.00		24/04/26 09:01:34	153 1,494,540.00
AAK AB SE0011337708	271.40	1.42% 3.80		24/04/26 09:01:41	27,550 7,521,290.30
ABB LTD CH0012221716	532.60	0.08% 0.40		24/04/26 09:01:26	7,746 4,130,633.00
ADDLIFE AB SER. B SE0014401378	97.10	0.41% 0.40		24/04/26 09:01:11	299 24,929.50
ADDNODE GROUP AB SER. B SE0017885767	115.00	0.88% 1.00		24/04/26 09:01:18	1,311 148,744.00
ADDTECH AB SER. B SE0014781795	229.60	1.86% 4.20		24/04/26 09:01:41	1,711 391,490.60
AFRY AB SE0005999836	163.10	0.74% 1.20		24/04/26 09:00:03	2,006 326,852.40
ALFA LAVAL AB SE0000695876	467.10	-0.21% -1.00		24/04/26 09:01:45	52,295 23,579,144.40
ALK-ABELLÓ B A/S DK0061802139	125.50	0.88% 1.10		24/04/26 09:00:09	3,924 490,540.00
ALLEIMA AB NPV SE0017615644	66.20	1.69% 1.10		24/04/26 09:01:42	8,604 568,328.45
ALM BRAND A/S DK0015250344	12.10	0.67% 0.08		24/04/26 09:01:26	21,429 259,244.89
ALVOTECH SA CLASS A LU2458332611	1,920.00	1.59% 30.00		24/04/24 17:24:59	226,778 435,043,525.00
AMBU A/S DK0060946788	109.10	1.25% 1.35		24/04/26 09:01:44	20,376 2,204,501.85
ARION BANK HF IS0000028157	143.00	0.35% 0.50		24/04/24 17:29:33	7,432,928 1,070,160,023.00
ARION BANK SDR EACH REP 1... SE0010413567	10.55	-2.76% -0.30		24/04/26 09:00:03	688 7,355.35
ARJO AB SER'B'NPV SE0010468116	45.90	0.35% 0.16		24/04/26 09:00:19	7,491 345,092.92
ASSA ABLOY AB SER. B SE0007100581	296.50	0.64% 1.90		24/04/26 09:01:32	17,296 5,133,546.80
ASTRAZENECA PLC GB0009895292	1,647.50	0.37% 6.00		24/04/26 09:01:45	8,543 14,038,718.00
ATLAS COPCO AB SER. A SE0017486889	192.25	1.56% 2.95		24/04/26 09:01:39	75,297 14,480,715.80
ATLAS COPCO AB SER. B SE0017486897	165.60	1.81% 2.95		24/04/26 09:01:42	25,630 4,224,188.90
ATRIUM LJUNGBERG AB SER. ... SE0000191827	186.20	0.11% 0.20		24/04/26 09:00:07	98 18,237.00
AUTOLIV INC. SDB SE0021309614	1,262.60	0.37% 4.60		24/04/26 09:01:36	989 1,247,357.40

AVANZA BANK HOLDING AB SE0012454072	230.20	0.96% 2.20		24/04/26 09:01:23	2,722 625,299.60
AXFOOD AB SE0006993770	291.10	0.38% 1.10		24/04/26 09:01:35	3,375 978,929.00
BAVARIAN NORDIC A/S DK0015998017	145.35	0.83% 1.20		24/04/26 09:01:20	6,574 948,420.00
BEIJER REF AB SER. B SE0015949748	160.70	0.50% 0.80		24/04/26 09:01:07	4,364 702,707.70
BETSSON AB SER. B SE0020845014	120.60	11.98% 12.90		24/04/26 09:01:46	185,421 22,004,323.00
BETTER COLLECTIVE A/S EUR... DK0060952240	285.50	0.18% 0.50		24/04/26 09:00:42	906 259,467.50
BILIA AB SER. A SE0009921588	128.80	-0.39% -0.50		24/04/26 09:01:45	21,643 2,771,236.90
BILLERUD AB SE0000862997	92.00	0.82% 0.75		24/04/26 09:01:02	35,552 3,257,568.08
BIOARCTIC AB SER. B SE0010323311	194.60	0.46% 0.90		24/04/26 09:01:17	2,184 423,279.90
BIOTAGE AB SE0000454746	162.80	-1.15% -1.90		24/04/26 09:00:03	631 102,774.10
BOLIDEN AB SE0020050417	352.20	1.62% 5.60		24/04/26 09:01:42	23,365 8,233,162.60
BRAVIDA HOLDING AB SE0007491303	71.90	1.27% 0.90		24/04/26 09:01:25	2,099 150,786.75
BRIM HF. IS0000000297	77.80	-0.26% -0.20		24/04/24 17:29:44	40,210 3,135,738.00
BURE EQUITY AB SE0000195810	327.40	1.24% 4.00		24/04/26 09:01:10	234 76,747.60
CAMURUS AB NPV SE0007692850	482.40	1.22% 5.80		24/04/26 09:01:26	2,115 1,010,528.60
CARGOTEC OYJ CLASS B FI0009013429	61.50	1.82% 1.10		24/04/26 09:01:13	2,478 150,961.50
CARLSBERG A A/S DK0010181676	1,150.00	2.22% 25.00		24/04/26 09:00:04	1 1,150.00
CARLSBERG A/S SER. 'B' DK0010181759	948.80	0.06% 0.60		24/04/26 09:01:17	1,673 1,585,822.40
CASTELLUM AB SE0000379190	127.80	0.99% 1.25		24/04/26 09:01:37	7,662 977,772.20
CATENA AB SE0001664707	473.00	0.75% 3.50		24/04/26 09:01:10	218 102,760.50
CHEMOMETEC A/S DK0060055861	288.60	2.20% 6.20		24/04/26 09:01:45	2,427 698,356.80
CITYCON OYJ FI4000369947	3.722	0.00% 0.00		24/04/26 09:00:04	1,056 3,930.43
COLOPLAST A/S SER. B DK0060448595	870.80	0.76% 6.60		24/04/26 09:00:35	6,916 6,033,968.80
COREM PROPERTY GRP SE0010714279	7.90	-1.25% -0.10		24/04/26 09:00:01	15,000 110,276.10
COREM PROPERTY GRP SER'B'... SE0010714287	7.805	1.17% 0.09		24/04/26 09:00:30	10,830 84,581.16
COREM PROPERTY GRP SER'D'... SE0015961594	222.50	0.91% 2.00		24/04/26 09:00:59	65 14,372.50
CREADES AB CLASS A SE0015661236	66.20	1.77% 1.15		24/04/26 09:01:44	1,092 71,840.40
DAMPKIBSSELSKABET NORDEN...	284.60	2.45%		24/04/26	8,600

DK0060083210		6.80		09:01:44	2,419,397.40
DANSKE BANK A/S DK0010274414	204.40	0.89% 1.80	█	24/04/26 09:01:12	14,165 2,889,692.40
DEMANT A/S DK0060738599	317.20	0.32% 1.00		24/04/26 09:00:03	499 157,648.40
DFDS A/S DK0060655629	207.60	1.37% 2.80	█	24/04/26 09:00:04	531 110,434.80
DIÖS FASTIGHETER AB SE0001634262	82.15	0.00% 0.00		24/04/26 09:00:04	655 53,808.25
DOMETIC GROUP AB SE0007691613	76.00	0.86% 0.65	█	24/04/26 09:00:01	671 50,996.00
DSV A/S DK0060079531	998.60	1.07% 10.60	█	24/04/26 09:01:26	4,457 4,444,998.00
ELECTROLUX AB SER. A SE0016589170	108.00	-3.57% -4.00		24/04/26 09:00:02	75 8,100.00
ELECTROLUX AB SER. B SE0016589188	94.32	5.22% 4.68	█	24/04/26 09:01:45	217,030 20,524,545.60
ELECTROLUX PROFESSIONAL A... SE0013747870	68.10	0.00% 0.00		24/04/26 09:00:05	7,371 499,652.40
ELEKTA AB SER. B SE0000163628	74.00	0.14% 0.10		24/04/26 09:00:31	2,550 188,765.00
ELISA OYJ CLASS A FI0009007884	42.74	0.28% 0.12		24/04/26 09:01:27	1,703 69,758.94
EMBLA MEDICAL HF IS0000000040	29.20	0.00% 0.00		24/04/26 09:00:00	938 27,389.60
EMBRACER GROUP AB SER 'B' SE0016828511	27.88	0.90% 0.25	█	24/04/26 09:01:46	58,067 1,623,320.65
EPIROC AB CLASS A SE0015658109	204.70	0.74% 1.50	█	24/04/26 09:01:37	8,254 1,689,161.60
EPIROC AB CLASS B SE0015658117	180.00	1.01% 1.80	█	24/04/26 09:01:34	2,687 483,731.60
EQT AB SE0012853455	295.30	1.79% 5.20	█	24/04/26 09:00:35	9,245 2,734,839.40
ERICSSON(LM)TEL SE0000108656	57.52	0.24% 0.14		24/04/26 09:01:17	23,000 1,324,700.64
ERICSSON(LM)TEL SE0000108649	58.30	0.00% 0.00		24/04/26 09:00:35	1,025 59,745.00
ESSITY AB SER'A'NPV SE0009922156	267.50	0.38% 1.00		24/04/26 09:00:40	1,082 291,933.00
ESSITY AB SER'B'NPV SE0009922164	267.80	0.34% 0.90		24/04/26 09:01:23	36,133 9,741,582.50
EVOLUTION AB SE0012673267	1,249.50	0.40% 5.00		24/04/26 09:01:46	10,345 12,937,797.50
FABEGE AB SE0011166974	82.45	2.04% 1.65	█	24/04/26 09:01:25	23,389 1,925,192.50
FAST PARTNER AB SE0013512506	72.50	1.12% 0.80	█	24/04/26 09:00:01	8 580.00
FASTIGHETS AB BALDER SER.... SE0017832488	65.98	1.38% 0.90	█	24/04/26 09:01:40	10,581 698,226.96
FASTPARTNER AB SER'D'NPV SE0013512514	66.80	0.45% 0.30		24/04/26 09:00:43	70 4,670.00
FENIX OUTDOOR INTERNATION... CH0242214887	697.00	0.14% 1.00		24/04/26 09:00:03	2 1,394.00
FISKARS OYJ CLASS A FI0009000400	17.20	0.00% 0.00		24/04/26 09:00:01	190 3,199.20

FLSMIDTH & CO. A/S DK0010234467	344.20	0.23% 0.80		24/04/26 09:01:45	6,284 2,158,994.00
FORTNOX AB NPV SE0017161243	61.64	1.05% 0.64		24/04/26 09:01:38	28,320 1,771,725.86
FORTUM CORPORATION FI0009007132	12.145	0.37% 0.05		24/04/26 09:01:28	9,037 109,539.23
GENMAB A/S DK0010272202	1,932.50	0.89% 17.00		24/04/26 09:01:32	1,433 2,753,032.50
GETINGE AB SER. B SE0000202624	230.70	0.65% 1.50		24/04/26 09:00:02	596 137,497.20
GN STORE NORD A/S DK0010272632	183.95	2.77% 4.95		24/04/26 09:01:25	17,463 3,200,611.78
H. LUNDBECK A/S SER. A DK0061804697	27.95	0.00% 0.00		24/04/26 09:00:04	106 2,962.70
H. LUNDBECK A/S SER. B DK0061804770	32.56	0.00% 0.00		24/04/26 09:00:03	414 13,479.84
HEMNET GROUP AB NPV SE0015671995	290.60	0.90% 2.60		24/04/26 09:01:19	5,700 1,650,797.40
HENNES & MAURITZ AB 'B' SE0000106270	177.95	-0.14% -0.25		24/04/26 09:01:38	21,646 3,854,527.40
HEXAGON AB SER. B SE0015961909	118.85	-2.62% -3.20		24/04/26 09:01:45	122,334 14,575,775.55
HEXPOL AB CLASS B SE0007074281	130.10	1.64% 2.10		24/04/26 09:00:03	224 26,670.50
HMS NETWORKS AB SE0009997018	391.60	-5.87% -24.40		24/04/25 17:29:30	61,299 24,401,553.10
HOLMEN AB SER. A SE0011090000	423.00	0.00% 0.00		24/04/26 09:00:01	7 2,961.00
HOLMEN AB SER. B SE0011090018	420.20	-0.99% -4.20		24/04/26 09:01:36	7,386 3,072,980.20
HUFVUDSTADEN AB SER. A SE0000170375	125.80	0.72% 0.90		24/04/26 09:00:05	1,272 159,960.00
HUHTAMÄKI OYJ FI0009000459	35.96	-0.77% -0.28		24/04/26 09:00:57	4,125 149,325.08
HUSQVARNA AB SER. A SE0001662222	87.60	5.16% 4.30		24/04/26 09:01:18	1,399 122,572.30
HUSQVARNA AB SER. B SE0001662230	87.60	4.53% 3.80		24/04/26 09:01:46	64,759 5,738,527.08
INDUSTRIVÄRDEN AB SER. A SE0000190126	347.60	0.70% 2.40		24/04/26 09:01:12	3,454 1,199,278.00
INDUSTRIVÄRDEN AB SER. C SE0000107203	347.00	0.73% 2.50		24/04/26 09:01:30	4,722 1,637,178.20
INDUTRADE AB SE0001515552	256.80	1.50% 3.80		24/04/26 09:01:29	6,735 1,728,272.00