

OMX NORDIC LARGE CAP (EUR)(TR)

ISIN: **SE0001775578** WKN: -

Overview

2024/04/23 17:35:08	
Price	428.4044 EUR
Difference	▲ 1.48% (6.24)
General attributes	
ISIN	SE0001775578
Symbol	-
Country	Sweden
Instruments in index	236
Type of index	-
Security type	Index
Market data	
Open	423.4946 EUR
High	428.5093 EUR
Low	423.3294 EUR
Close (prev. day)	422.1635 EUR
Trading volume (m)	-
Volume (pcs)	-



Information about previous performance does not guarantee future performance.
Source: FactSet

Top 5

Name	Price	+ - (%)	Trend
MUNTERS GR...	199.30	+14.41	▲
ELECTROLUX...	114.00	+9.62	▲
NORDNET AB...	194.80	+9.01	▲
INTRUM AB	23.37	+8.50	▲
TRUECALLER...	33.62	+7.48	▲

Intraday 1w 1m 6m 1y 3y

Flop 5

Name	Price	+ - (%)	Trend
ALLEIMA AB...	69.35	-5.77	▼
COREM PROP...	9.12	-4.80	▼
ADDNODE GR...	108.60	-4.74	▼
HEMNET GRO...	299.40	-3.79	▼
JM AB	189.80	-3.31	▼

Intraday 1w 1m 6m 1y 3y

Recent research

on market			
Date		Headline	Download
2024/04/03		Global Equity Ratings	Download
2024/04/03		Aktienempfehlungen Global	Download
2024/03/26		Global Strategy 2Q 2024	Download
2024/03/26		Global Strategy 2Q 2024	Download
2024/03/13		Global Equity Ratings	Download

Futures and Options

Related Futures -

Related Options -

Details

2024/04/23 17:35:08

Price

428.4044 EUR

Difference ▲ 1.48% (6.24)

General attributes

ISIN SE0001775578

Symbol -

Country Sweden

Security type Index

Instruments in index 236

Market data

Open 423.4946 EUR

High 428.5093 EUR

Low 423.3294 EUR

Close (prev. day) 422.1635 EUR

Trading volume (m) -

Volume (pcs) -

Performance and Risk

	6m	1y	3y
Perf (%)	+25.82%	+14.46%	+16.34%
Perf (abs.)	+87.91	+54.11	+60.17
Beta	-	-	-
Volatility	11.92	13.42	18.58



Information about previous performance does not guarantee future performance.

Source: FactSet

Price data























Ø price 5 days Ø volume 5 days (pcs.)	421.3586 EUR (0)
Ø price 30 days Ø volume 30 days (pcs.)	427.0809 EUR (0)
Ø price 100 days Ø volume 100 days (pcs.)	407.4488 EUR (0)
Ø price 250 days Ø volume 250 days (pcs.)	378.8096 EUR (0)
YTD High date	435.1106 EUR (2024/03/14)
YTD Low date	385.5365 EUR (2024/01/17)
52 Weeks High date	435.1106 EUR (2024/03/14)
52 Weeks Low date	335.3187 EUR (2023/10/26)

Composition

Name ISIN	Price	Diff % Diff +/-	Performance	Date Time	Turnover Pc. Turnover Money
A.P. MOLLER-MAERSK A/S CL... DK0010244425	9,610.00	1.48% 140.00		24/04/23 16:59:55	4,761 45,485,337.50
A.P. MOLLER-MAERSK B DK0010244508	9,798.00	1.47% 142.00		24/04/23 16:59:32	17,049 166,716,391.00
AAK AB SE0011337708	252.20	-2.55% -6.60		24/04/23 17:29:32	997,398 251,170,438.30
ABB LTD CH0012221716	528.80	0.04% 0.20		24/04/23 17:29:37	594,458 312,729,007.20
ADDLIFE AB SER. B SE0014401378	99.05	2.27% 2.20		24/04/23 17:29:52	81,726 8,040,857.00
ADDNODE GROUP AB SER. B SE0017885767	108.60	-4.74% -5.40		24/04/23 17:29:57	229,920 25,494,315.30
ADDTECH AB SER. B SE0014781795	234.20	3.54% 8.00		24/04/23 17:29:52	335,473 78,516,515.50
AFRY AB SE0005999836	166.60	1.22% 2.00		24/04/23 17:29:50	535,942 87,381,172.95
ALFA LAVAL AB SE0000695876	425.70	1.00% 4.20		24/04/23 17:29:54	591,892 250,333,014.40
ALK-ABELLÓ B A/S DK0061802139	128.70	0.94% 1.20		24/04/23 16:59:42	246,240 31,602,662.51
ALLEIMA AB NPV SE0017615644	69.35	-5.77% -4.25		24/04/23 17:29:42	2,056,285 142,587,119.31
ALM BRAND A/S DK0015250344	12.11	1.76% 0.21		24/04/23 16:59:37	2,134,834 25,879,788.53
ALVOTECH SA CLASS A LU2458332611	1,890.00	1.34% 25.00		24/04/23 17:16:45	152,760 288,307,820.00
AMBU A/S DK0060946788	112.05	1.86% 2.05		24/04/23 16:59:55	288,673 32,222,289.54
ARION BANK HF IS0000028157	142.50	-0.52% -0.75		24/04/23 17:29:40	1,122,376 164,765,169.50
ARION BANK SDR EACH REP 1... SE0010413567	11.15	1.83% 0.20		24/04/23 17:29:38	14,849 165,342.20
ARJO AB SER'B'NPV SE0010468116	48.64	1.25% 0.60		24/04/23 17:29:55	494,764 23,931,449.51
ASSA ABLOY AB SER. B SE0007100581	310.30	1.37% 4.20		24/04/23 17:29:48	1,921,526 594,103,023.50
ASTRAZENECA PLC GB0009895292	1,522.00	-0.49% -7.50		24/04/23 17:29:56	243,301 371,652,440.25
ATLAS COPCO AB SER. A SE0017486889	177.95	1.08% 1.90		24/04/23 17:29:48	5,135,441 913,065,670.84
ATLAS COPCO AB SER. B SE0017486897	153.90	0.72% 1.10		24/04/23 17:29:56	1,748,596 269,144,380.39
ATRIUM LJUNGBERG AB SER. ... SE0000191827	194.60	2.75% 5.20		24/04/23 17:29:50	102,637 19,948,178.40
AUTOLIV INC. SDB SE0021309614	1,278.60	0.63% 8.00		24/04/23 17:29:56	91,035 116,166,435.40

AVANZA BANK HOLDING AB SE0012454072	233.80	1.96% 4.50		24/04/23 17:29:37	445,375 104,239,716.95
AXFOOD AB SE0006993770	289.40	-0.24% -0.70		24/04/23 17:29:48	191,796 55,572,455.80
BAVARIAN NORDIC A/S DK0015998017	151.10	0.67% 1.00		24/04/23 16:59:38	339,056 51,247,695.33
BEIJER REF AB SER. B SE0015949748	155.00	4.91% 7.25		24/04/23 17:29:49	1,654,784 258,025,594.67
BETSSON AB SER. B SE0020845014	107.40	1.13% 1.20		24/04/23 17:29:35	277,521 29,615,710.20
BETTER COLLECTIVE A/S EUR... DK0060952240	290.00	2.47% 7.00		24/04/23 17:29:48	32,742 9,390,800.25
BILIA AB SER. A SE0009921588	125.90	0.24% 0.30		24/04/23 17:29:50	65,694 8,265,031.70
BILLERUD AB SE0000862997	97.05	-2.17% -2.15		24/04/23 17:29:50	519,428 50,431,528.61
BIOARCTIC AB SER. B SE0010323311	188.40	2.06% 3.80		24/04/23 17:29:42	226,319 43,267,339.05
BIOTAGE AB SE0000454746	162.90	1.81% 2.90		24/04/23 17:29:55	161,878 26,308,906.90
BOLIDEN AB SE0020050417	343.20	-0.06% -0.20		24/04/23 17:29:44	2,684,760 915,451,527.05
BRAVIDA HOLDING AB SE0007491303	71.30	1.28% 0.90		24/04/23 17:29:36	712,208 50,625,924.12
BRIM HF. IS0000000297	78.00	0.00% 0.00		24/04/23 15:57:57	1,053,774 81,999,172.00
BURE EQUITY AB SE0000195810	331.00	3.05% 9.80		24/04/23 17:29:31	26,030 8,531,977.40
CAMURUS AB NPV SE0007692850	483.20	1.73% 8.20		24/04/23 17:29:59	34,635 16,618,018.10
CARGOTEC OYJ CLASS B FI0009013429	62.85	2.44% 1.50		24/04/23 17:29:44	74,690 4,666,735.86
CARLSBERG A A/S DK0010181676	1,130.00	0.00% 0.00		24/04/23 16:59:33	879 1,002,935.00
CARLSBERG A/S SER. 'B' DK0010181759	935.20	-1.00% -9.40		24/04/23 16:59:44	134,616 126,228,920.10
CASTELLUM AB SE0000379190	131.65	0.92% 1.20		24/04/23 17:29:40	969,751 127,657,355.95
CATENA AB SE0001664707	502.00	1.21% 6.00		24/04/23 17:29:35	34,217 17,154,497.00
CHEMOMETEC A/S DK0060055861	291.20	1.68% 4.80		24/04/23 16:59:33	78,112 22,446,478.30
CITYCON OYJ FI4000369947	3.824	-0.42% -0.02		24/04/23 17:29:52	110,587 423,257.04
COLOPLAST A/S SER. B DK0060448595	916.60	1.75% 15.80		24/04/23 16:59:32	163,807 149,668,998.70
COREM PROPERTY GRP SE0010714279	9.12	-4.80% -0.46		24/04/23 17:29:42	11,284 103,145.44
COREM PROPERTY GRP SER'B'... SE0010714287	9.20	-2.54% -0.24		24/04/23 17:29:59	4,470,929 40,210,833.96
COREM PROPERTY GRP SER'D'... SE0015961594	228.00	0.22% 0.50		24/04/23 17:21:43	11,833 2,673,803.00
CREADES AB CLASS A SE0015661236	68.45	4.66% 3.05		24/04/23 17:29:52	160,523 10,835,725.30
DAMPSKIBSSELSKABET NORDEN...	284.80	-0.77%		24/04/23	63,076

DK0060083210			-2.20		16:59:54	17,896,558.70
DANSKE BANK A/S DK0010274414	208.80	1.70%	3.50		24/04/23 16:59:44	1,060,786 220,668,108.10
DEMANT A/S DK0060738599	322.80	0.94%	3.00		24/04/23 16:59:51	255,633 82,283,528.80
DFDS A/S DK0060655629	209.80	-0.19%	-0.40		24/04/23 16:59:37	55,765 11,673,410.60
DIÖS FASTIGHETER AB SE0001634262	85.80	0.65%	0.55		24/04/23 17:29:48	159,505 13,631,338.01
DOMETIC GROUP AB SE0007691613	79.50	3.38%	2.60		24/04/23 17:29:49	1,261,146 99,564,947.82
DSV A/S DK0060079531	1,076.50	-0.42%	-4.50		24/04/23 16:59:35	478,915 516,369,231.00
ELECTROLUX AB SER. A SE0016589170	114.00	9.62%	10.00		24/04/23 17:29:48	1,068 106,178.00
ELECTROLUX AB SER. B SE0016589188	95.18	1.91%	1.78		24/04/23 17:29:43	1,492,560 141,248,200.21
ELECTROLUX PROFESSIONAL A... SE0013747870	64.60	0.78%	0.50		24/04/23 17:29:48	86,957 5,551,953.00
ELEKTA AB SER. B SE0000163628	76.95	1.25%	0.95		24/04/23 17:29:48	609,914 46,893,849.82
ELISA OYJ CLASS A FI0009007884	43.24	0.14%	0.06		24/04/23 17:29:51	319,481 13,825,897.36
EMBLA MEDICAL HF IS0000000040	30.70	1.99%	0.60		24/04/23 16:59:41	68,158 2,120,893.20
EMBRACER GROUP AB SER 'B' SE0016828511	28.66	4.22%	1.16		24/04/23 17:29:39	10,642,056 300,198,931.44
EPIROC AB CLASS A SE0015658109	205.60	-1.39%	-2.90		24/04/23 17:29:52	2,617,657 537,854,325.10
EPIROC AB CLASS B SE0015658117	181.50	-1.73%	-3.20		24/04/23 17:29:56	1,192,748 216,456,870.40
EQT AB SE0012853455	298.70	3.72%	10.70		24/04/23 17:29:57	1,202,926 357,414,388.00
ERICSSON(LM)TEL SE0000108656	57.94	1.29%	0.74		24/04/23 17:29:44	8,986,798 520,114,732.48
ERICSSON(LM)TEL SE0000108649	58.40	1.74%	1.00		24/04/23 17:29:41	71,352 4,157,369.10
ESSITY AB SER'A'NPV SE0009922156	262.50	1.94%	5.00		24/04/23 17:29:43	33,483 8,739,321.25
ESSITY AB SER'B'NPV SE0009922164	263.30	1.94%	5.00		24/04/23 17:29:34	2,466,485 647,061,442.96
EVOLUTION AB SE0012673267	1,333.50	2.97%	38.50		24/04/23 17:29:59	422,439 559,461,313.25
FABEGE AB SE0011166974	88.95	0.40%	0.35		24/04/23 17:29:33	1,235,564 109,622,680.12
FAST PARTNER AB SE0013512506	76.50	2.41%	1.80		24/04/23 17:29:35	48,083 3,665,273.00
FASTIGHETS AB BALDER SER.... SE0017832488	69.36	2.45%	1.66		24/04/23 17:29:39	1,647,555 113,617,825.50
FASTPARTNER AB SER'D'NPV SE0013512514	66.60	-0.15%	-0.10		24/04/23 17:06:54	2,836 188,806.50
FENIX OUTDOOR INTERNATION... CH0242214887	708.00	0.14%	1.00		24/04/23 17:29:54	1,322 936,811.00
FISKARS OYJ CLASS A FI0009000400	17.26	0.94%	0.16		24/04/23 17:29:55	9,756 168,000.44

FLSMIDTH & CO. A/S DK0010234467	352.40	1.73% 6.00		24/04/23 16:59:59	102,901 35,940,885.10
FORTNOX AB NPV SE0017161243	63.92	2.77% 1.72		24/04/23 17:29:43	1,531,227 97,713,443.55
FORTUM CORPORATION FI0009007132	12.225	-0.20% -0.03		24/04/23 17:29:44	1,195,666 14,619,785.72
GENMAB A/S DK0010272202	2,008.00	-1.08% -22.00		24/04/23 16:59:42	131,041 264,658,405.00
GETINGE AB SER. B SE0000202624	232.10	0.30% 0.70		24/04/23 17:29:37	1,416,516 327,218,654.80
GN STORE NORD A/S DK0010272632	184.15	1.18% 2.15		24/04/23 16:59:44	1,051,561 194,537,796.24
H. LUNDBECK A/S SER. A DK0061804697	28.25	0.53% 0.15		24/04/23 16:59:36	151,129 4,286,802.40
H. LUNDBECK A/S SER. B DK0061804770	33.00	0.00% 0.00		24/04/23 16:59:46	415,774 13,781,602.47
HEMNET GROUP AB NPV SE0015671995	299.40	-3.79% -11.80		24/04/23 17:29:36	1,018,849 298,369,345.00
HENNES & MAURITZ AB 'B' SE0000106270	181.75	4.18% 7.30		24/04/23 17:29:48	2,921,276 526,951,237.40
HEXAGON AB SER. B SE0015961909	122.90	1.95% 2.35		24/04/23 17:29:55	2,317,131 283,193,263.78
HEXPOL AB CLASS B SE0007074281	131.00	1.39% 1.80		24/04/23 17:29:50	293,180 38,299,031.75
HMS NETWORKS AB SE0009997018	427.00	0.99% 4.20		24/04/23 17:29:50	47,205 20,016,130.00
HOLMEN AB SER. A SE0011090000	417.00	-0.24% -1.00		24/04/23 17:18:22	1,101 459,778.00
HOLMEN AB SER. B SE0011090018	418.00	-0.43% -1.80		24/04/23 17:29:53	133,216 55,723,670.90
HUFVUDSTADEN AB SER. A SE0000170375	130.90	1.63% 2.10		24/04/23 17:29:48	112,962 14,715,748.50
HUHTAMÄKI OYJ FI0009000459	36.12	0.06% 0.02		24/04/23 17:29:46	147,796 5,330,359.47
HUSQVARNA AB SER. A SE0001662222	83.10	4.14% 3.30		24/04/23 17:29:53	15,451 1,257,462.80
HUSQVARNA AB SER. B SE0001662230	83.50	4.19% 3.36		24/04/23 17:29:48	1,626,773 133,373,163.90
INDUSTRIVÄRDEN AB SER. A SE0000190126	358.00	0.90% 3.20		24/04/23 17:29:56	61,850 21,908,770.20
INDUSTRIVÄRDEN AB SER. C SE0000107203	357.10	0.90% 3.20		24/04/23 17:29:37	386,873 137,614,259.05
INDUTRADE AB SE0001515552	285.60	4.54% 12.40		24/04/23 17:29:41	300,766 84,971,483.60