

# OMX NORDIC LARGE CAP (EUR)(TR)

ISIN: **SE0001775578** WKN: -

## Overview

2024/04/23 14:53:26	
<b>Price</b>	<b>426.3787</b> EUR
<b>Difference</b>	<span style="color: green;">▲</span> 1.00% (4.22)
<b>General attributes</b>	
ISIN	SE0001775578
Symbol	-
Country	Sweden
Instruments in index	236
Type of index	-
Security type	Index
<b>Market data</b>	
Open	423.4946 EUR
High	427.1618 EUR
Low	423.3294 EUR
Close (prev. day)	422.1635 EUR
Trading volume (m)	-
Volume (pcs)	-



Information about previous performance does not guarantee future performance.  
Source: FactSet

### Top 5

Name	Price	+ - (%)	Trend
MUNTERS GR...	196.50	+12.80	<span style="color: green;">▲</span>
NORDNET AB...	198.00	+10.80	<span style="color: green;">▲</span>
TRUECALLER...	33.40	+6.78	<span style="color: green;">▲</span>
BEIJER REF...	156.90	+6.19	<span style="color: green;">▲</span>
INTRUM AB	22.76	+5.66	<span style="color: green;">▲</span>

Intraday 1w 1m 6m 1y 3y

### Flop 5

Name	Price	+ - (%)	Trend
ALLEIMA AB...	69.20	-5.98	<span style="color: red;">▼</span>
COREM PROP...	9.08	-5.22	<span style="color: red;">▼</span>
HEMNET GRO...	298.60	-4.05	<span style="color: red;">▼</span>
LUNDIN GOL...	18.91	-3.12	<span style="color: red;">▼</span>
NOKIA CORP...	3.382	-2.76	<span style="color: red;">▼</span>

Intraday 1w 1m 6m 1y 3y

### Recent research

on market			
Date		Headline	Download
2024/04/03		Global Equity Ratings	<a href="#">Download</a>
2024/04/03		Aktienempfehlungen Global	<a href="#">Download</a>
2024/03/26		Global Strategy 2Q 2024	<a href="#">Download</a>
2024/03/26		Global Strategy 2Q 2024	<a href="#">Download</a>
2024/03/13		Global Equity Ratings	<a href="#">Download</a>

**Futures and Options**

**Related Futures** -

**Related Options** -

## Details

2024/04/23 14:53:26

Price

**426.3787** EUR

Difference



1.00% (4.22)

### General attributes

ISIN SE0001775578

Symbol -

Country Sweden

Security type Index

Instruments in index 236

### Market data

Open 423.4946 EUR

High 427.1618 EUR

Low 423.3294 EUR

Close (prev. day) 422.1635 EUR

Trading volume (m) -

Volume (pcs) -

### Performance and Risk

	6m	1y	3y
Perf (%)	+23.19%	+12.79%	+14.86%
Perf (abs.)	+79.48	+47.87	+54.61
Beta	-	-	-
Volatility	11.78	13.37	18.56



Information about previous performance does not guarantee future performance.

Source: FactSet

### Price data





















Ø price 5 days   Ø volume 5 days (pcs.)	419.4555 EUR (0)
Ø price 30 days   Ø volume 30 days (pcs.)	427.1161 EUR (0)
Ø price 100 days   Ø volume 100 days (pcs.)	406.8479 EUR (0)
Ø price 250 days   Ø volume 250 days (pcs.)	378.5699 EUR (0)
YTD High   date	435.1106 EUR (2024/03/14)
YTD Low   date	385.5365 EUR (2024/01/17)
52 Weeks High   date	435.1106 EUR (2024/03/14)
52 Weeks Low   date	335.3187 EUR (2023/10/26)

## Composition

Name ISIN	Price	Diff % Diff +/-	Performance	Date Time	Turnover Pc. Turnover Money
A.P. MOLLER-MAERSK A/S CL... DK0010244425	9,570.00	1.06% 100.00		24/04/23 14:47:37	2,548 24,271,610.00
A.P. MOLLER-MAERSK B DK0010244508	9,780.00	1.28% 124.00		24/04/23 14:52:29	9,154 89,377,034.00
AAK AB SE0011337708	258.40	-0.15% -0.40		24/04/23 14:52:54	203,969 52,806,880.60
ABB LTD CH0012221716	529.20	0.11% 0.60		24/04/23 14:52:27	292,534 154,672,328.00
ADDLIFE AB SER. B SE0014401378	97.80	0.98% 0.95		24/04/23 14:42:48	43,919 4,310,167.20
ADDNODE GROUP AB SER. B SE0017885767	111.40	-2.28% -2.60		24/04/23 14:42:48	125,069 14,041,667.25
ADDTECH AB SER. B SE0014781795	233.00	3.01% 6.80		24/04/23 14:51:30	205,386 48,116,405.50
AFRY AB SE0005999836	166.90	1.40% 2.30		24/04/23 14:52:49	381,571 61,600,372.35
ALFA LAVAL AB SE0000695876	423.60	0.50% 2.10		24/04/23 14:52:54	251,212 105,482,410.15
ALK-ABELLÓ B A/S DK0061802139	129.70	1.73% 2.20		24/04/23 14:53:43	120,073 15,395,638.00
ALLEIMA AB NPV SE0017615644	69.20	-5.98% -4.40		24/04/23 14:53:28	1,625,679 112,814,232.88
ALM BRAND A/S DK0015250344	12.19	2.44% 0.29		24/04/23 14:51:43	1,128,048 13,648,526.76
ALVOTECH SA CLASS A LU2458332611	1,870.00	0.27% 5.00		24/04/23 14:03:19	115,422 217,837,030.00
AMBU A/S DK0060946788	111.25	1.14% 1.25		24/04/23 14:51:51	144,010 16,037,339.74
ARION BANK HF IS0000028157	142.75	-0.35% -0.50		24/04/23 13:30:52	826,695 118,279,437.50
ARION BANK SDR EACH REP 1... SE0010413567	10.95	0.00% 0.00		24/04/23 14:52:24	8,743 97,372.30
ARJO AB SER'B'NPV SE0010468116	48.54	1.04% 0.50		24/04/23 14:48:03	268,925 12,965,332.54
ASSA ABLOY AB SER. B SE0007100581	308.60	0.82% 2.50		24/04/23 14:53:12	402,036 123,734,592.60
ASTRAZENECA PLC GB0009895292	1,529.00	-0.03% -0.50		24/04/23 14:53:19	125,151 191,398,899.25
ATLAS COPCO AB SER. A SE0017486889	178.40	1.33% 2.35		24/04/23 14:53:19	1,731,145 307,247,968.99
ATLAS COPCO AB SER. B SE0017486897	154.15	0.88% 1.35		24/04/23 14:53:19	785,356 120,807,455.23
ATRIUM LJUNGBERG AB SER. ... SE0000191827	195.20	3.06% 5.80		24/04/23 14:49:06	74,852 14,544,176.00
AUTOLIV INC. SDB SE0021309614	1,275.40	0.38% 4.80		24/04/23 14:52:19	31,953 40,838,255.20

AVANZA BANK HOLDING AB SE0012454072	234.20	2.14% 4.90		24/04/23 14:53:13	290,812 68,074,390.45
AXFOOD AB SE0006993770	290.30	0.07% 0.20		24/04/23 14:51:51	56,845 16,497,660.95
BAVARIAN NORDIC A/S DK0015998017	150.35	0.17% 0.25		24/04/23 14:53:27	188,564 28,565,178.65
BEIJER REF AB SER. B SE0015949748	156.90	6.19% 9.15		24/04/23 14:52:42	1,108,764 173,338,508.77
BETSSON AB SER. B SE0020845014	106.70	0.47% 0.50		24/04/23 14:47:02	140,013 14,885,291.20
BETTER COLLECTIVE A/S EUR... DK0060952240	288.00	1.77% 5.00		24/04/23 14:35:47	12,904 3,708,267.50
BILIA AB SER. A SE0009921588	126.00	0.32% 0.40		24/04/23 14:38:11	26,634 3,352,571.70
BILLERUD AB SE0000862997	96.90	-2.32% -2.30		24/04/23 14:51:48	82,978 8,109,212.88
BIOARCTIC AB SER. B SE0010323311	193.40	4.77% 8.80		24/04/23 14:49:38	133,576 25,678,038.85
BIOTAGE AB SE0000454746	163.10	1.94% 3.10		24/04/23 14:52:54	57,398 9,290,394.95
BOLIDEN AB SE0020050417	348.90	1.60% 5.50		24/04/23 14:53:42	1,811,356 613,799,421.30
BRAVIDA HOLDING AB SE0007491303	71.00	0.85% 0.60		24/04/23 14:52:02	314,660 22,281,892.33
BRIM HF. IS0000000297	78.00	0.00% 0.00		24/04/23 12:32:31	27,774 2,171,172.00
BURE EQUITY AB SE0000195810	327.40	1.93% 6.20		24/04/23 14:49:38	12,790 4,151,383.80
CAMURUS AB NPV SE0007692850	478.40	0.72% 3.40		24/04/23 14:49:24	17,973 8,564,035.50
CARGOTEC OYJ CLASS B FI0009013429	62.30	1.55% 0.95		24/04/23 14:50:32	24,230 1,500,470.95
CARLSBERG A A/S DK0010181676	1,150.00	1.77% 20.00		24/04/23 14:34:30	761 870,375.00
CARLSBERG A/S SER. 'B' DK0010181759	939.60	-0.53% -5.00		24/04/23 14:53:38	34,885 32,907,562.30
CASTELLUM AB SE0000379190	131.45	0.77% 1.00		24/04/23 14:53:24	602,967 79,401,735.71
CATENA AB SE0001664707	501.00	1.01% 5.00		24/04/23 14:42:41	4,993 2,494,280.50
CHEMOMETEC A/S DK0060055861	286.80	0.14% 0.40		24/04/23 14:53:27	45,706 13,035,732.20
CITYCON OYJ FI4000369947	3.822	-0.47% -0.02		24/04/23 14:52:22	66,584 254,983.04
COLOPLAST A/S SER. B DK0060448595	910.40	1.07% 9.60		24/04/23 14:53:39	47,916 43,568,442.20
COREM PROPERTY GRP SE0010714279	9.08	-5.22% -0.50		24/04/23 13:00:02	8,350 76,387.36
COREM PROPERTY GRP SER'B'... SE0010714287	9.26	-1.91% -0.18		24/04/23 14:51:08	3,768,528 33,812,892.09
COREM PROPERTY GRP SER'D'... SE0015961594	227.50	0.00% 0.00		24/04/23 14:13:40	8,357 1,874,501.50
CREADES AB CLASS A SE0015661236	68.10	4.13% 2.70		24/04/23 14:48:32	121,458 8,191,469.70
DAMPSKIBSSELSKABET NORDEN...	285.20	-0.63%		24/04/23	29,850

DK0060083210		-1.80		14:51:04	8,503,980.80
DANSKE BANK A/S DK0010274414	207.80	1.22% 2.50	█	24/04/23 14:53:25	494,326 102,519,423.90
DEMANT A/S DK0060738599	320.80	0.31% 1.00		24/04/23 14:52:42	95,540 30,651,575.70
DFDS A/S DK0060655629	208.80	-0.67% -1.40		24/04/23 14:37:46	26,483 5,557,783.60
DIÖS FASTIGHETER AB SE0001634262	85.10	-0.18% -0.15		24/04/23 14:42:50	77,782 6,629,877.67
DOMETIC GROUP AB SE0007691613	79.05	2.80% 2.15	█	24/04/23 14:53:43	604,569 47,367,691.97
DSV A/S DK0060079531	1,076.50	-0.42% -4.50		24/04/23 14:52:50	149,226 161,576,174.25
ELECTROLUX AB SER. A SE0016589170	106.00	1.92% 2.00	█	24/04/23 13:00:02	524 53,476.00
ELECTROLUX AB SER. B SE0016589188	94.40	1.07% 1.00	█	24/04/23 14:53:19	715,056 67,414,378.19
ELECTROLUX PROFESSIONAL A... SE0013747870	64.60	0.78% 0.50		24/04/23 14:51:05	23,907 1,543,352.50
ELEKTA AB SER. B SE0000163628	77.00	1.32% 1.00	█	24/04/23 14:52:15	187,798 14,414,146.14
ELISA OYJ CLASS A FI0009007884	43.30	0.28% 0.12		24/04/23 14:53:01	103,067 4,461,507.55
EMBLA MEDICAL HF IS0000000040	31.50	4.65% 1.40	█	24/04/23 14:51:42	64,372 2,002,456.60
EMBRACER GROUP AB SER 'B' SE0016828511	28.18	2.47% 0.68	█	24/04/23 14:53:18	6,080,555 170,130,055.38
EPIROC AB CLASS A SE0015658109	207.40	-0.53% -1.10		24/04/23 14:53:08	1,304,251 267,670,273.35
EPIROC AB CLASS B SE0015658117	182.80	-1.03% -1.90		24/04/23 14:51:47	558,472 101,193,982.65
EQT AB SE0012853455	294.10	2.12% 6.10	█	24/04/23 14:53:26	515,425 152,633,438.80
ERICSSON(LM)TEL SE0000108656	57.74	0.94% 0.54		24/04/23 14:51:29	4,526,559 261,935,219.46
ERICSSON(LM)TEL SE0000108649	58.00	1.05% 0.60		24/04/23 14:35:28	47,776 2,785,045.00
ESSITY AB SER'A'NPV SE0009922156	262.50	1.94% 5.00	█	24/04/23 14:39:06	29,085 7,579,971.25
ESSITY AB SER'B'NPV SE0009922164	263.10	1.86% 4.80	█	24/04/23 14:53:29	1,329,514 347,333,061.60
EVOLUTION AB SE0012673267	1,312.50	1.35% 17.50	█	24/04/23 14:51:19	142,627 187,140,626.00
FABEGE AB SE0011166974	88.55	-0.06% -0.05		24/04/23 14:47:52	899,528 79,794,373.92
FAST PARTNER AB SE0013512506	76.00	1.74% 1.30	█	24/04/23 14:20:02	28,818 2,195,104.20
FASTIGHETS AB BALDER SER.... SE0017832488	68.64	1.39% 0.94	█	24/04/23 14:52:57	775,273 53,312,539.82
FASTPARTNER AB SER'D'NPV SE0013512514	66.70	0.00% 0.00		24/04/23 14:34:56	2,531 168,491.70
FENIX OUTDOOR INTERNATION... CH0242214887	714.00	0.99% 7.00		24/04/23 13:58:57	961 682,842.00
FISKARS OYJ CLASS A FI0009000400	17.26	0.94% 0.16		24/04/23 14:35:31	3,622 62,149.94

FLSMIDTH & CO. A/S DK0010234467	349.40	0.87% 3.00		24/04/23 14:51:00	53,193 18,467,192.20
FORTNOX AB NPV SE0017161243	63.90	2.73% 1.70		24/04/23 14:53:13	1,178,197 75,238,380.38
FORTUM CORPORATION FI0009007132	12.23	-0.16% -0.02		24/04/23 14:53:05	260,932 3,187,850.03
GENMAB A/S DK0010272202	2,016.00	-0.69% -14.00		24/04/23 14:53:02	41,428 84,457,752.50
GETINGE AB SER. B SE0000202624	228.90	-1.08% -2.50		24/04/23 14:52:25	933,778 215,637,029.25
GN STORE NORD A/S DK0010272632	186.50	2.47% 4.50		24/04/23 14:53:40	438,161 81,408,777.05
H. LUNDBECK A/S SER. A DK0061804697	28.25	0.53% 0.15		24/04/23 14:47:05	147,679 4,192,852.20
H. LUNDBECK A/S SER. B DK0061804770	33.00	0.00% 0.00		24/04/23 14:52:21	311,580 10,351,229.59
HEMNET GROUP AB NPV SE0015671995	298.60	-4.05% -12.60		24/04/23 14:53:36	688,252 199,527,151.90
HENNES & MAURITZ AB 'B' SE0000106270	179.95	3.15% 5.50		24/04/23 14:53:39	1,201,307 214,808,925.39
HEXAGON AB SER. B SE0015961909	122.15	1.33% 1.60		24/04/23 14:53:43	1,088,279 132,467,005.49
HEXPOL AB CLASS B SE0007074281	130.80	1.24% 1.60		24/04/23 14:52:34	81,195 10,540,457.95
HMS NETWORKS AB SE0009997018	425.20	0.57% 2.40		24/04/23 14:48:54	12,691 5,423,724.20
HOLMEN AB SER. A SE0011090000	418.00	0.00% 0.00		24/04/23 14:26:03	960 400,878.00
HOLMEN AB SER. B SE0011090018	417.80	-0.48% -2.00		24/04/23 14:50:25	58,937 24,713,688.40
HUFVUDSTADEN AB SER. A SE0000170375	130.00	0.93% 1.20		24/04/23 14:53:03	36,423 4,723,823.20
HUHTAMÄKI OYJ FI0009000459	35.94	-0.44% -0.16		24/04/23 14:53:40	30,958 1,109,855.34
HUSQVARNA AB SER. A SE0001662222	83.10	4.14% 3.30		24/04/23 14:40:31	11,710 945,715.00
HUSQVARNA AB SER. B SE0001662230	83.20	3.82% 3.06		24/04/23 14:53:25	943,630 76,364,813.52
INDUSTRIVÄRDEN AB SER. A SE0000190126	356.20	0.39% 1.40		24/04/23 14:51:11	21,451 7,656,899.20
INDUSTRIVÄRDEN AB SER. C SE0000107203	355.00	0.31% 1.10		24/04/23 14:53:22	211,730 75,337,902.20
INDUTRADE AB SE0001515552	282.80	3.51% 9.60		24/04/23 14:51:18	150,963 42,332,496.00