

# OMX NORDIC LARGE CAP (EUR)(TR)

ISIN: **SE0001775578** WKN: -

## Übersicht

06.05.2024 17:35:08

Kurs

**427,2671** EUR

Differenz ▲ 0,73% (3,12)

### Stammdaten

|                                       |              |
|---------------------------------------|--------------|
| ISIN                                  | SE0001775578 |
| Symbol                                | -            |
| Land                                  | Schweden     |
| Anzahl der enthaltenen Werte im Index | 237          |
| Index-Typ                             | -            |
| Wertpapierkategorie                   | Index        |

### Top 5

| Name          | Kurs   | + - (%) | Trend                                |
|---------------|--------|---------|--------------------------------------|
| SAMHALLSBY... | 6,41   | +8,46   | <span style="color: green;">▲</span> |
| NOLATO AB ... | 58,05  | +6,03   | <span style="color: green;">▲</span> |
| NETCOMPANY... | 292,00 | +4,21   | <span style="color: green;">▲</span> |
| GN STORE N... | 208,40 | +4,20   | <span style="color: green;">▲</span> |
| VAISALA OY... | 37,25  | +3,47   | <span style="color: green;">▲</span> |

Intraday 1W 1M 6M 1J 3J

### Flop 5

| Name          | Kurs     | + - (%) | Trend                              |
|---------------|----------|---------|------------------------------------|
| LOOMIS AB     | 258,60   | -8,43   | <span style="color: red;">▼</span> |
| CARLSBERG     | 1.145,00 | -4,18   | <span style="color: red;">▼</span> |
| ...           |          |         |                                    |
| SINCH AB      | 25,01    | -4,18   | <span style="color: red;">▼</span> |
| DEMANT A/S    | 313,00   | -3,63   | <span style="color: red;">▼</span> |
| EMBRACER G... | 25,92    | -3,28   | <span style="color: red;">▼</span> |

Intraday 1W 1M 6M 1J 3J



Die Wertentwicklung der Vergangenheit lässt keine verlässlichen Rückschlüsse auf die zukünftige Entwicklung eines Finanzinstruments zu.

Quelle: FactSet

### Aktuellstes Research

| Märkte     |  |                           |                          |
|------------|--|---------------------------|--------------------------|
| Datum      |  | Überschrift               | Download                 |
| 26.04.2024 |  | Global Equity Ratings     | <a href="#">Download</a> |
| 26.04.2024 |  | Aktienempfehlungen Global | <a href="#">Download</a> |
| 03.04.2024 |  | Global Equity Ratings     | <a href="#">Download</a> |
| 03.04.2024 |  | Aktienempfehlungen Global | <a href="#">Download</a> |
| 26.03.2024 |  | Global Strategy 2Q 2024   | <a href="#">Download</a> |



**Nähere Infos zu den Ländern &  
Regionen**

**➤ Märkte nach Region**

## Details

06.05.2024 17:35:08

Kurs

427,2671 EUR

Differenz



0,73% (3,12)

### Stammdaten

|                                       |              |
|---------------------------------------|--------------|
| ISIN                                  | SE0001775578 |
| Symbol                                | -            |
| Land                                  | Schweden     |
| Wertpapierkategorie                   | Index        |
| Anzahl der enthaltenen Werte im Index | 237          |

### Marktdaten

|                 |              |
|-----------------|--------------|
| Eröffnung       | 425,3477 EUR |
| Hoch            | 427,3968 EUR |
| Tief            | 424,3755 EUR |
| Schluss Vortag  | 424,1514 EUR |
| Volumen (Mio.)  | -            |
| Volumen (Stück) | -            |

### Performance und Risiko

|             | 6M      | 1J      | 3J      |
|-------------|---------|---------|---------|
| Perf (%)    | +21,10% | +14,34% | +16,80% |
| Perf (abs.) | +74,44  | +53,59  | +61,44  |
| Beta        | -       | -       | -       |
| Volatilität | 12,05   | 13,49   | 18,54   |



Die Wertentwicklung der Vergangenheit lässt keine verlässlichen Rückschlüsse auf die zukünftige Entwicklung eines Finanzinstruments zu.

Quelle: FactSet

### Kursdaten

|   |                           |
|---|---------------------------|
| Ø Kurs 5 Tage   Ø Volumen 5 Tage (Stk.)     | 426,0425 EUR (0)          |
| Ø Kurs 30 Tage   Ø Volumen 30 Tage (Stk.)   | 425,7024 EUR (0)          |
| Ø Kurs 100 Tage   Ø Volumen 100 Tage (Stk.) | 411,7870 EUR (0)          |
| Ø Kurs 250 Tage   Ø Volumen 250 Tage        | 380,6762 EUR (0)          |
| Hoch seit 1.1.   Datum                      | 435,1106 EUR (14.03.2024) |
| Tief seit 1.1.   Datum                      | 385,5365 EUR (17.01.2024) |
| 52 Wochen Hoch   Datum                      | 435,1106 EUR (14.03.2024) |
| 52 Wochen Tief   Datum                      | 335,3187 EUR (26.10.2023) |

## Enthaltene Werte






















Seite 1 von 3

<< <  > >>

| Name<br>ISIN                                 | Kurs     | Diff %<br>Diff /- | Performance | Datum<br>Zeit        | Gehandelte Stück<br>Umsatz Geld |
|--|----------|-------------------|-------------|----------------------|---------------------------------|
| A.P. MOLLER-MAERSK A/S CL...<br>DK0010244425 | 9.645,00 | 2,50%<br>235,00   |             | 06.05.24<br>16:59:34 | 4.128<br>39.234.520,00          |
| A.P. MOLLER-MAERSK B<br>DK0010244508         | 9.824,00 | 2,74%<br>262,00   |             | 06.05.24<br>16:59:50 | 25.176<br>243.933.158,00        |
| AAK AB<br>SE0011337708                       | 283,60   | -0,28%<br>-0,80   |             | 06.05.24<br>17:29:54 | 257.115<br>70.188.214,20        |
| AB SAGAX NAMN-AKTIER D O...<br>SE0009161052  | 30,80    | -0,32%<br>-0,10   |             | 06.05.24<br>17:29:37 | 179.557<br>5.542.856,11         |
| ABB LTD<br>CH0012221716                      | 542,00   | 0,78%<br>4,20     |             | 06.05.24<br>17:29:42 | 411.574<br>219.962.327,80       |
| ADDLIFE AB SER. B<br>SE0014401378            | 102,90   | 0,88%<br>0,90     |             | 06.05.24<br>17:29:42 | 89.147<br>9.151.253,70          |
| ADDNODE GROUP AB SER. B<br>SE0017885767      | 114,60   | -0,09%<br>-0,10   |             | 06.05.24<br>17:29:51 | 43.155<br>4.826.235,40          |
| ADDTECH AB SER. B<br>SE0014781795            | 233,40   | 0,26%<br>0,60     |             | 06.05.24<br>17:29:42 | 81.322<br>18.819.448,80         |
| AFRY AB<br>SE0005999836                      | 177,20   | 0,74%<br>1,30     |             | 06.05.24<br>17:29:48 | 81.564<br>14.467.457,90         |
| ALFA LAVAL AB<br>SE0000695876                | 472,50   | 0,53%<br>2,50     |             | 06.05.24<br>17:29:37 | 391.840<br>184.372.698,30       |
| ALK-ABELLÓ B A/S<br>DK0061802139             | 152,40   | 2,42%<br>3,60     |             | 06.05.24<br>16:59:51 | 445.050<br>66.313.824,70        |
| ALLEIMA AB NAMN-AKTIER O...<br>SE0017615644  | 65,00    | -1,59%<br>-1,05   |             | 06.05.24<br>17:29:59 | 356.960<br>23.146.356,50        |
| ALM BRAND A/S<br>DK0015250344                | 13,21    | 1,23%<br>0,16     |             | 06.05.24<br>16:59:33 | 1.841.675<br>24.158.555,85      |
| ALVOTECH SA CLASS A<br>LU2458332611          | 2.000,00 | -0,50%<br>-10,00  |             | 06.05.24<br>17:21:27 | 263.122<br>529.611.350,00       |
| AMBU A/S<br>DK0060946788                     | 116,70   | 0,04%<br>0,05     |             | 06.05.24<br>16:59:43 | 181.425<br>21.066.823,18        |
| ARION BANK HF<br>IS0000028157                | 136,00   | -1,81%<br>-2,50   |             | 06.05.24<br>17:14:51 | 1.908.588<br>261.919.268,50     |
| ARION BANK HF. NAMN-AKTIE...<br>SE0010413567 | 10,90    | -0,91%<br>-0,10   |             | 06.05.24<br>17:20:46 | 54.966<br>606.062,20            |
| ARJO AB NAMN-AKTIER B O.N...<br>SE0010468116 | 45,40    | -1,05%<br>-0,48   |             | 06.05.24<br>17:29:56 | 368.340<br>16.778.600,47        |
| ASSA ABLOY AB SER. B<br>SE0007100581         | 300,00   | 0,64%<br>1,90     |             | 06.05.24<br>17:29:38 | 968.014<br>288.081.496,95       |
| ASTRAZENECA PLC<br>GB0009895292              | 1.634,00 | 0,00%<br>0,00     |             | 06.05.24<br>17:29:56 | 172.656<br>281.499.758,00       |
| ATLAS COPCO AB SER. A<br>SE0017486889        | 197,00   | 0,48%<br>0,95     |             | 06.05.24<br>17:29:54 | 2.209.431<br>432.928.280,00     |
| ATLAS COPCO AB SER. B<br>SE0017486897        | 170,15   | 0,53%<br>0,90     |             | 06.05.24<br>17:29:37 | 1.019.036<br>171.514.592,68     |
| ATRIUM LJUNGBERG AB SER. ...<br>SE0000191827 | 198,40   | -0,70%<br>-1,40   |             | 06.05.24<br>17:29:37 | 34.039<br>6.738.870,00          |

|  |          |                  |  |                      |                             |
|--|----------|------------------|--|----------------------|-----------------------------|
| AUTOLIV INC. SDB<br>SE0021309614             | 1.322,00 | 0,05%<br>0,60    |  | 06.05.24<br>17:29:50 | 90.441<br>119.269.643,50    |
| AVANZA BANK HOLDING AB<br>SE0012454072       | 248,40   | 0,98%<br>2,40    |  | 06.05.24<br>17:29:52 | 185.728<br>45.978.075,15    |
| AXFOOD AB<br>SE0006993770                    | 289,70   | 0,84%<br>2,40    |  | 06.05.24<br>17:29:38 | 147.914<br>42.640.950,45    |
| BAVARIAN NORDIC A/S<br>DK0015998017          | 159,85   | 2,73%<br>4,25    |  | 06.05.24<br>16:59:43 | 433.350<br>68.622.676,95    |
| BEIJER REF AB SER. B<br>SE0015949748         | 159,75   | 3,23%<br>5,00    |  | 06.05.24<br>17:29:45 | 587.167<br>92.038.298,42    |
| BETSSON AB SER. B<br>SE0020845014            | 125,00   | -0,16%<br>-0,20  |  | 06.05.24<br>17:29:42 | 205.536<br>25.605.779,60    |
| BETTER COLLECTIVE A/S NAV...<br>DK0060952240 | 297,50   | 0,17%<br>0,50    |  | 06.05.24<br>17:29:30 | 33.031<br>9.744.049,00      |
| BILIA AB SER. A<br>SE0009921588              | 140,30   | 1,01%<br>1,40    |  | 06.05.24<br>17:29:51 | 66.273<br>9.271.716,30      |
| BILLERUD AB<br>SE0000862997                  | 90,95    | -0,11%<br>-0,10  |  | 06.05.24<br>17:29:51 | 422.954<br>37.760.669,95    |
| BIOARCTIC AB SER. B<br>SE0010323311          | 193,40   | -0,10%<br>-0,20  |  | 06.05.24<br>17:29:53 | 43.739<br>8.438.579,60      |
| BIOTAGE AB<br>SE0000454746                   | 169,30   | -0,41%<br>-0,70  |  | 06.05.24<br>17:29:36 | 80.470<br>13.468.413,30     |
| BOLIDEN AB<br>SE0020050417                   | 361,90   | 1,94%<br>6,90    |  | 06.05.24<br>17:29:56 | 1.032.469<br>374.262.121,90 |
| BRAVIDA HOLDING AB<br>SE0007491303           | 76,50    | 1,32%<br>1,00    |  | 06.05.24<br>17:29:40 | 917.721<br>69.616.287,93    |
| BRIM HF.<br>IS0000000297                     | 77,20    | 0,26%<br>0,20    |  | 06.05.24<br>13:19:23 | 402.911<br>30.865.982,60    |
| BURE EQUITY AB<br>SE0000195810               | 359,60   | 1,64%<br>5,80    |  | 06.05.24<br>17:29:58 | 47.225<br>16.751.397,70     |
| CAMURUS AB NAMN-AKTIER O....<br>SE0007692850 | 482,80   | -2,86%<br>-14,20 |  | 06.05.24<br>17:29:35 | 97.785<br>47.008.767,30     |
| CARGOTEC OYJ CLASS B<br>FI0009013429         | 75,90    | 1,47%<br>1,10    |  | 06.05.24<br>17:29:38 | 143.950<br>10.724.954,15    |
| CARLSBERG A A/S<br>DK0010181676              | 1.145,00 | -4,18%<br>-50,00 |  | 06.05.24<br>16:52:17 | 509<br>590.665,00           |
| CARLSBERG A/S SER. 'B'<br>DK0010181759       | 922,60   | -0,58%<br>-5,40  |  | 06.05.24<br>16:59:45 | 121.610<br>112.156.448,00   |
| CASTELLUM AB<br>SE0000379190                 | 130,75   | -0,91%<br>-1,20  |  | 06.05.24<br>17:29:34 | 1.490.059<br>193.279.914,81 |
| CATENA AB<br>SE0001664707                    | 491,50   | 0,00%<br>0,00    |  | 06.05.24<br>17:29:36 | 30.719<br>14.892.181,25     |
| CHEMOMETEC A/S<br>DK0060055861               | 300,20   | 1,15%<br>3,40    |  | 06.05.24<br>16:59:33 | 50.953<br>15.133.959,70     |
| CITYCON OYJ<br>FI4000369947                  | 3,994    | 0,20%<br>0,01    |  | 06.05.24<br>17:29:40 | 257.923<br>1.016.634,71     |
| COLOPLAST A/S SER. B<br>DK0060448595         | 872,60   | 1,47%<br>12,60   |  | 06.05.24<br>16:59:54 | 199.135<br>173.216.278,10   |
| COREM PROPERTY GROUP AB<br>SE0010714279      | 8,56     | 0,47%<br>0,04    |  | 06.05.24<br>17:30:02 | 20.210<br>172.203,84        |
| COREM PROPERTY GROUP AB N...<br>SE0010714287 | 8,715    | 0,81%<br>0,07    |  | 06.05.24<br>17:29:33 | 717.109<br>6.198.504,73     |
| COREM PROPERTY GROUP AB N...<br>SE0015961594 | 220,50   | -0,90%<br>-2,00  |  | 06.05.24<br>17:29:47 | 5.231<br>1.151.525,00       |
| CREADES AB CLASS A                           | 71,45    | 0,00%            |  | 06.05.24             | 53.305                      |

|  |          |                  |  |                      |                             |
|--|----------|------------------|--|----------------------|-----------------------------|
| SE0015661236                                   |          | 0,00             |  | 17:29:45             | 3.796.042,54                |
| DAMPSKIBSSELSKABET NORDEN...<br>DK0060083210   | 294,60   | 2,08%<br>6,00    |  | 06.05.24<br>16:59:31 | 68.568<br>20.007.927,90     |
| DANSKE BANK A/S<br>DK0010274414                | 199,05   | 2,79%<br>5,40    |  | 06.05.24<br>16:59:46 | 1.845.499<br>364.440.836,77 |
| DEMANT A/S<br>DK0060738599                     | 313,00   | -3,63%<br>-11,80 |  | 06.05.24<br>16:59:33 | 425.267<br>132.647.483,70   |
| DFDS A/S<br>DK0060655629                       | 222,40   | 0,82%<br>1,80    |  | 06.05.24<br>16:59:46 | 98.946<br>21.877.788,70     |
| DIOES FASTIGHETER AB<br>SE0001634262           | 86,35    | 1,35%<br>1,15    |  | 06.05.24<br>17:29:54 | 169.268<br>14.468.317,37    |
| DOMETIC GROUP AB<br>SE0007691613               | 80,50    | -0,06%<br>-0,05  |  | 06.05.24<br>17:29:44 | 261.813<br>21.010.610,35    |
| DSV A/S<br>DK0060079531                        | 999,60   | 1,71%<br>16,80   |  | 06.05.24<br>16:59:41 | 246.659<br>245.291.476,00   |
| ELECTROLUX AB SER. A<br>SE0016589170           | 111,00   | 0,91%<br>1,00    |  | 06.05.24<br>13:00:01 | 67<br>7.428,00              |
| ELECTROLUX AB SER. B<br>SE0016589188           | 96,02    | 0,02%<br>0,02    |  | 06.05.24<br>17:29:50 | 1.037.514<br>99.691.665,73  |
| ELECTROLUX PROFESSIONAL A...<br>SE0013747870   | 73,70    | 0,55%<br>0,40    |  | 06.05.24<br>17:29:37 | 149.547<br>10.893.430,20    |
| ELEKTA AB SER. B<br>SE0000163628               | 79,20    | 2,92%<br>2,25    |  | 06.05.24<br>17:29:34 | 894.029<br>70.372.335,41    |
| ELISA OYJ CLASS A<br>FI0009007884              | 42,30    | 0,28%<br>0,12    |  | 06.05.24<br>17:29:47 | 115.801<br>4.707.931,20     |
| EMBLA MEDICAL HF<br>IS0000000040               | 29,70    | 0,68%<br>0,20    |  | 06.05.24<br>16:59:40 | 2.565<br>76.360,10          |
| EMBRACER GROUP AB SER 'B'<br>SE0016828511      | 25,92    | -3,28%<br>-0,88  |  | 06.05.24<br>17:29:45 | 3.998.963<br>103.667.132,18 |
| EPIROC AB CLASS A<br>SE0015658109              | 205,90   | 0,24%<br>0,50    |  | 06.05.24<br>17:29:30 | 747.966<br>152.332.585,45   |
| EPIROC AB CLASS B<br>SE0015658117              | 187,10   | 1,08%<br>2,00    |  | 06.05.24<br>17:29:47 | 374.461<br>69.628.709,45    |
| EQT AB<br>SE0012853455                         | 307,50   | 1,59%<br>4,80    |  | 06.05.24<br>17:29:40 | 380.549<br>116.608.773,35   |
| ESSITY AB NAMN-AKTIER A<br>SE0009922156        | 276,50   | 0,91%<br>2,50    |  | 06.05.24<br>17:29:43 | 7.360<br>2.032.548,50       |
| ESSITY AB NAMN-AKTIER B<br>SE0009922164        | 277,00   | 0,84%<br>2,30    |  | 06.05.24<br>17:29:51 | 675.329<br>186.565.837,90   |
| EVOLUTION AB<br>SE0012673267                   | 1.204,00 | -0,25%<br>-3,00  |  | 06.05.24<br>17:29:38 | 262.368<br>315.793.038,00   |
| FABEGE AB<br>SE0011166974                      | 87,95    | 0,74%<br>0,65    |  | 06.05.24<br>17:29:57 | 585.153<br>51.352.478,49    |
| FAST PARTNER AB<br>SE0013512506                | 72,90    | 0,55%<br>0,40    |  | 06.05.24<br>17:29:48 | 96.360<br>6.975.772,45      |
| FASTIGHETS AB BALDER SER....<br>SE0017832488   | 70,20    | 0,06%<br>0,04    |  | 06.05.24<br>17:29:43 | 1.436.977<br>100.222.641,63 |
| FASTPARTNER AB NAMN-AKTIE...<br>SE0013512514   | 63,00    | -3,08%<br>-2,00  |  | 06.05.24<br>17:21:13 | 36.403<br>2.302.136,00      |
| FENIX OUTDOOR INTERNATIONAL...<br>CH0242214887 | 704,00   | 0,00%<br>0,00    |  | 06.05.24<br>17:29:57 | 2.661<br>1.712.648,00       |
| FISKARS OYJ CLASS A<br>FI0009000400            | 17,28    | 0,23%<br>0,04    |  | 06.05.24<br>17:29:36 | 4.327<br>74.921,56          |
| FLSMIDTH & CO. A/S<br>DK0010234467             | 357,60   | 2,11%<br>7,40    |  | 06.05.24<br>16:59:39 | 59.716<br>21.164.784,30     |

|                              |          |        |   |          |                |
|------------------------------|----------|--------|---|----------|----------------|
| FORTNOX AB NAMN-AKTIER O...  | 63,60    | 3,31%  |    | 06.05.24 | 636.068        |
| SE0017161243                 |          | 2,04   |   | 17:29:44 | 39.868.004,91  |
| FORTUM CORPORATION           | 13,125   | 1,27%  |    | 06.05.24 | 1.159.524      |
| FI0009007132                 |          | 0,17   |   | 17:29:38 | 15.174.788,81  |
| GENMAB A/S                   | 2.004,00 | -2,77% |    | 06.05.24 | 103.761        |
| DK0010272202                 |          | -57,00 |   | 16:59:58 | 208.771.831,50 |
| GETINGE AB SER. B            | 232,50   | 0,09%  |    | 06.05.24 | 470.849        |
| SE0000202624                 |          | 0,20   |   | 17:29:51 | 109.067.960,90 |
| GN STORE NORD A/S            | 208,40   | 4,20%  |    | 06.05.24 | 810.461        |
| DK0010272632                 |          | 8,40   |   | 16:59:31 | 168.354.318,80 |
| H. LUNDBECK A/S SER. A       | 29,00    | 0,87%  |    | 06.05.24 | 38.144         |
| DK0061804697                 |          | 0,25   |   | 16:59:30 | 1.101.510,60   |
| H. LUNDBECK A/S SER. B       | 33,54    | 0,12%  |    | 06.05.24 | 574.486        |
| DK0061804770                 |          | 0,04   |   | 16:59:48 | 19.224.556,58  |
| HEMNET GROUP AB NAMN-AKTI... | 295,80   | 2,00%  |    | 06.05.24 | 439.681        |
| SE0015671995                 |          | 5,80   |   | 17:29:41 | 129.036.901,00 |
| HENNES & MAURITZ AB 'B'      | 168,65   | -1,69% |    | 06.05.24 | 1.441.414      |
| SE0000106270                 |          | -2,90  |   | 17:29:41 | 241.772.510,58 |
| HEXAGON AB SER. B            | 118,70   | 2,42%  |    | 06.05.24 | 2.815.881      |
| SE0015961909                 |          | 2,80   |   | 17:29:40 | 333.448.598,18 |
| HEXPOL AB CLASS B            | 127,60   | -0,23% |    | 06.05.24 | 131.922        |
| SE0007074281                 |          | -0,30  |   | 17:29:31 | 16.815.692,35  |
| HMS NETWORKS AB              | 417,20   | -0,29% |    | 06.05.24 | 20.244         |
| SE0009997018                 |          | -1,20  |   | 17:29:58 | 8.360.222,20   |
| HOLMEN AB SER. A             | 427,00   | -0,47% |    | 06.05.24 | 645            |
| SE0011090000                 |          | -2,00  |   | 17:24:45 | 275.629,00     |
| HOLMEN AB SER. B             | 432,60   | 0,37%  |  | 06.05.24 | 109.151        |
| SE0011090018                 |          | 1,60   |   | 17:29:30 | 47.088.932,80  |
| HUFVUDSTADEN AB SER. A       | 129,70   | -1,07% |  | 06.05.24 | 121.944        |
| SE0000170375                 |          | -1,40  |   | 17:29:49 | 15.867.092,40  |
| HUHTAMAEMI OYJ               | 36,82    | 0,00%  |   | 06.05.24 | 80.286         |
| FI0009000459                 |          | 0,00   |   | 17:29:57 | 2.935.116,59   |
| HUSQVARNA AB SER. A          | 86,50    | -0,80% |  | 06.05.24 | 2.551          |
| SE0001662222                 |          | -0,70  |   | 17:29:44 | 220.791,40     |
| HUSQVARNA AB SER. B          | 86,96    | 0,37%  |  | 06.05.24 | 736.951        |
| SE0001662230                 |          | 0,32   |   | 17:29:37 | 63.838.014,84  |
| INDUSTRIVAERDEN AB SER. A    | 353,80   | 0,51%  |  | 06.05.24 | 51.152         |
| SE0000190126                 |          | 1,80   |   | 17:29:44 | 17.945.974,90  |
| INDUSTRIVAERDEN AB SER. C    | 353,80   | 0,71%  |  | 06.05.24 | 236.042        |
| SE0000107203                 |          | 2,50   |   | 17:29:42 | 83.043.197,15  |
| INDUTRADE AB                 | 262,20   | 0,61%  |  | 06.05.24 | 142.996        |
| SE0001515552                 |          | 1,60   |   | 17:29:54 | 37.449.319,80  |
| INSTALCO AB                  | 36,66    | 3,21%  |  | 06.05.24 | 241.683        |
| SE0017483506                 |          | 1,14   |   | 17:29:45 | 8.785.471,89   |