

ZEPHYR MINERALS LTD.

ISIN: CA98943Y1097 WKN: -

Overview

2024/07/26 20:24:28

Price
0.03 USDDifference  -3.69% (-0.00)

General attributes

ISIN CA98943Y1097
 Symbol ZFR
 Exchange FINRA other OTC Issues
 Currency USD
 Sector Energy / Commodities
 Security type Stock
 Market cap (m) 2 EUR
 Benchmark S&P/TSX 60 INDEX

Market data

Bid (Bid size) -
 Ask (Ask size) -
 Open 0.0285 USD
 High 0.0307 USD
 Low 0.0266 USD
 Close (prev. day) 0.0312 USD
 VWAP 0.028469 USD
 Volume (pcs) 60,500
 Trading volume 1,812.70
 Number of trades 7
 Last size 2,500

Futures and Options







Related Futures -
 Related Options -

5y



Information about previous performance does not guarantee future performance.
 Source: FactSet

Recent research

on sector	Date	Headline	Download
	2024/07/26	 Equity Weekly	
	2024/07/24	 Global Equity Ratings	
	2024/07/24	 Aktienempfehlungen Global	
	2024/07/15	 Aktienempfehlungen Global	
	2024/07/12	 Equity Weekly	

Details

2024/07/26 20:24:28

Price
0.03 USDDifference  -3.69% (-0.00)

General attributes

ISIN	CA98943Y1097
Symbol	ZFR
Exchange	FINRA other OTC Issues
Currency	USD
Sector	Energy / Commodities
Security type	Stock
Market cap (m)	2 EUR
Benchmark	S&P/TSX 60 INDEX

Market data

Bid (Bid size)	-
Ask (Ask size)	-
Open	0.0285 USD
High	0.0307 USD
Low	0.0266 USD
Close (prev. day)	0.0312 USD
VWAP	0.028469 USD
Volume (pcs)	60,500
Trading volume	1,812.70
Number of trades	7
Last size	2,500

Performance and Risk

	6m	1y	3y
Perf (%)	-39.52%	-59.89%	-74.60%
Perf (abs.)	-0.02	-0.04	-0.09
Beta	1.77	0.76	0.46
Volatility	209.07	166.44	139.75

5y



Information about previous performance does not guarantee future performance.
Source: FactSet

Price data

Ø price 5 days Ø volume 5 days (pcs.)	0.03 USD (100,788)
Ø price 30 days Ø volume 30 days (pcs.)	0.03 USD (67,750)
Ø price 100 days Ø volume 100 days (pcs.)	0.04 USD (27,261)
Ø price 250 days Ø volume 250 days (pcs.)	0.05 USD (25,137)
YTD High date	0.06 USD (2024/01/02)
YTD Low date	0.02 USD (2024/02/12)
52 Weeks High date	0.08 USD (2023/08/08)
52 Weeks Low date	0.02 USD (2024/02/12)

All listings for ZEPHYR MINERALS LTD.

Exchange 	Date	Time	Price	Trading volume (mio.)	Number of trades
TSX Venture Exchange	2024/07/26	17:18	0.04 CAD	0.00	3
FINRA other OTC Issues	2024/07/26	20:24	0.03 USD	0.00	7

Company profile

Company Logo

Contact Details

ZEPHYR MINERALS LTD.

--

Purdy's Wharf Tower 1, Suite 1700, Upper
Water Street 1959 B3J 3N2 Halifax

Telefon: +1.902.446.4189

Fax: +1.902.866.4715

E-mail: mail@zephyrminerals.com

Company Profile

-