

CROENERGIES AG

ISIN: DE000A0LAUP1 WKN: A0LAUP

Overview

2024/02/28 18:21:26

Price
11.10 EURDifference  -0.18% (-0.02)

General attributes

ISIN	DE000A0LAUP1
Symbol	CE2
Exchange	Frankfurt
Currency	EUR
Sector	Utilities
Security type	Stock
Market cap (m)	1,169 EUR
Benchmark	GERMANY DAX

Market data

Bid (Bid size)	-
Ask (Ask size)	-
Open	11.20 EUR
High	12.00 EUR
Low	11.10 EUR
Close (prev. day)	11.12 EUR
VWAP	11.39257 EUR
Volume (pcs)	4,510
Trading volume	51,380.50
Number of trades	11
Last size	500

Futures and Options





Related Futures	-
Related Options	-

5y



Information about previous performance does not guarantee future performance.
Source: FactSet

Recent research

on sector		on market	
Date		Headline	Download
2024/10/14		Aktienempfehlungen Österreich	
2024/09/27		Global Equity Ratings	
2024/09/27		Aktienempfehlungen Global	
2024/09/23		Aktienempfehlungen Österreich	
2024/09/11		Global Equity Ratings	

Details

2024/02/28 18:21:26

Price

11.10 EUR

Difference ▼ -0.18% (-0.02)

General attributes

ISIN	DE000A0LAUP1
Symbol	CE2
Exchange	Frankfurt
Currency	EUR
Sector	Utilities
Security type	Stock
Market cap (m)	1,169 EUR
Benchmark	GERMANY DAX

Market data

Bid (Bid size)	-
Ask (Ask size)	-
Open	11.20 EUR
High	12.00 EUR
Low	11.10 EUR
Close (prev. day)	11.12 EUR
VWAP	11.39257 EUR
Volume (pcs)	4,510
Trading volume	51,380.50
Number of trades	11
Last size	500

Performance and Risk

	6m	1y	3y
Perf (%)	+28.03%	-5.13%	-2.29%
Perf (abs.)	+2.43	-0.60	-0.26
Beta	0.06	0.19	0.42
Volatility	71.88	55.04	51.18

5y



Information about previous performance does not guarantee future performance.
Source: FactSet

Price data

Ø price 5 days Ø volume 5 days (pcs.)	11.18 EUR (1,929)
Ø price 30 days Ø volume 30 days (pcs.)	11.39 EUR (1,138)
Ø price 100 days Ø volume 100 days (pcs.)	9.52 EUR (2,352)
Ø price 250 days Ø volume 250 days (pcs.)	9.66 EUR (1,381)
YTD High date	12.00 EUR (2024/02/28)
YTD Low date	10.82 EUR (2024/02/20)
52 Weeks High date	12.02 EUR (2023/03/09)
52 Weeks Low date	6.74 EUR (2023/12/19)

Arbitrage views

Exchange	Date	Time	Price	Trading volume (mio.)	Number of trades
Xetra	2024/02/28	17:40	11.52 EUR	0.77	165
Munich	2024/02/28	08:00	11.24 EUR	0.00	1
London Stock Exchange	2024/09/03	11:36	13.20 EUR	0.02	1
Hanover	2024/02/28	08:16	11.20 EUR	0.00	3
Hamburg	2024/10/	20:27	13.40 EUR	0.01	4

	18						
Frankfurt	2024/02/ 28	18:21	11.10	EUR	0.05		11
Duesseldorf	2024/02/ 28	08:10	11.22	EUR	0.00		1
Berlin	2024/02/ 28	08:00	11.20	EUR	0.00		2

Company profile

Company Logo



Contact Details

CROPENERGIES AG

--

Maximilianstrasse 10 - 68165 Mannheim

Telefon: +49-621-71-41-90-00

Fax: +49-621-71-41-90-04

E-mail: info@cropenergies.de

Company Profile

-

Members of Management Board

Fritz Georg von Graevenitz	Chairman of Managing Board
Heike Baumbach	Member of Executive Committee
Jürgen Böttcher	Member of Executive Committee

Board of directors

Thomas Kirchberg	Chairman of Supervisory Board
Hans-Jörg Gebhard	Member of Supervisory Board
Stefan Streng	Member of Supervisory Board
Susanna Zapreva-Hennerbichler	Member of Supervisory Board
Helmut Friedl	Member of Supervisory Board
Thomas Kölbl	Member of Supervisory Board