

# OMX NORDIC 40

ISIN: **SE0001809476** WKN: -

## Overview

2024/08/30 17:35:09	
<b>Price</b>	<b>2,883.1784</b>
EUR	
<b>Difference</b>	<span style="color: green;">↗</span> 0.63% (18.07)
<b>General attributes</b>	
ISIN	SE0001809476
Symbol	-
Country	Sweden
Instruments in index	40
Type of index	-
Security type	Index
<b>Market data</b>	
Open	2,867.8968 EUR
High	2,886.1494 EUR
Low	2,864.4732 EUR
Close (prev. day)	2,865.1035 EUR
Trading volume (m)	-
Volume (pcs)	-



Information about previous performance does not guarantee future performance.  
Source: FactSet

### Top 5

Name	Price	+ - (%)	Trend
SVENSKA CE...	142.55	+2.52	<span style="color: green;">↗</span>
NOVO-NORDI...	938.10	+1.72	<span style="color: green;">↗</span>
STORA ENSO...	11.695	+1.39	<span style="color: green;">↗</span>
BOLIDEN AB	314.00	+1.29	<span style="color: green;">↗</span>
ESSITY AB ...	311.60	+1.17	<span style="color: green;">↗</span>

Intraday | 1w | 1m | 6m | 1y | 3y

### Flop 5

Name	Price	+ - (%)	Trend
NESTE CORP...	21.15	-3.16	<span style="color: red;">↘</span>
DSV A/S	1,205.00	-2.70	<span style="color: red;">↘</span>
NIBE INDUS...	50.64	-0.63	<span style="color: gray;">↔</span>
ATLAS COPC...	186.15	-0.45	<span style="color: gray;">↔</span>

### Recent research

on market		
Date	Headline	Download
2024/08/12	Global Equity Ratings	<a href="#">Download</a>
2024/08/12	Aktienempfehlungen Global	<a href="#">Download</a>
2024/08/12	Marktkommentar	<a href="#">Download</a>
2024/07/26	Equity Weekly	<a href="#">Download</a>
2024/07/24	Global Equity Ratings	<a href="#">Download</a>

INVESTOR A... 305.35 -0.38 

Intraday 1w 1m 6m 1y 3y

**Futures and Options**

Related Futures -

Related Options -

# Details

2024/08/30 17:35:09

Price

**2,883.1784**

EUR

Difference



0.63% (18.07)

## General attributes

ISIN SE0001809476

Symbol -

Country Sweden

Security type Index

Instruments in index 40

## Market data

Open 2,867.8968 EUR

High 2,886.1494 EUR

Low 2,864.4732 EUR

Close (prev. day) 2,865.1035 EUR

Trading volume (m) -

Volume (pcs) -

## Performance and Risk

	6m	1y	3y
Perf (%)	+6.55%	+24.24%	+19.17%
Perf (abs.)	+177.15	+562.52	+463.85
Beta	-	-	-
Volatility	14.70	13.90	17.77






















Information about previous performance does not guarantee future performance.  
Source: FactSet

## Price data

Ø price 5 days   Ø volume 5 days (pcs.)	2,843.4920 EUR (0)
Ø price 30 days   Ø volume 30 days (pcs.)	2,779.2245 EUR (0)
Ø price 100 days   Ø volume 100 days (pcs.)	2,818.1994 EUR (0)
Ø price 250 days   Ø volume 250 days (pcs.)	2,630.1848 EUR (0)
YTD High   date	2,968.2265 EUR (2024/06/12)
YTD Low   date	2,485.3298 EUR (2024/01/17)
52 Weeks High   date	2,968.2265 EUR (2024/06/12)
52 Weeks Low   date	2,207.6425 EUR (2023/10/26)

## Composition

Name  ISIN	Price	Diff %  Diff +/-	Performance 	Date Time	Turnover Pc.  Turnover Money 
ABB LTD CH0012221716	587.20	0.55% 3.20		24/08/30 18:00:00	474,467 278,202,625.90
ALFA LAVAL AB SE0000695876	459.90	0.04% 0.20		24/08/30 18:00:00	732,901 337,220,134.60
ASSA ABLOY AB SER. B SE0007100581	331.10	0.76% 2.50		24/08/30 18:00:00	1,926,006 637,383,651.15
ASTRAZENECA PLC GB0009895292	1,783.50	-0.22% -4.00		24/08/30 18:00:00	158,872 284,079,452.50
ATLAS COPCO AB SER. A SE0017486889	186.15	-0.45% -0.85		24/08/30 18:00:00	3,173,123 591,052,206.23
ATLAS COPCO AB SER. B SE0017486897	163.20	-0.03% -0.05		24/08/30 18:00:00	1,758,614 287,080,158.02
BOLIDEN AB SE0020050417	314.00	1.29% 4.00		24/08/30 18:00:00	1,365,523 428,861,155.85
CARLSBERG A/S SER. 'B' DK0010181759	792.00	0.48% 3.80		24/08/30 17:20:00	618,029 489,654,936.57
COLOPLAST A/S SER. B DK0060448595	920.20	0.09% 0.80		24/08/30 17:20:00	417,657 384,603,712.10
DANSKE BANK A/S DK0010274414	210.60	0.43% 0.90		24/08/30 17:20:00	1,123,341 236,430,835.85
DSV A/S DK0060079531	1,205.00	-2.70% -33.50		24/08/30 17:20:00	576,748 696,898,843.00
EQT AB SE0012853455	342.80	0.35% 1.20		24/08/30 18:00:00	593,296 203,369,834.35
ERICSSON(LM)TEL SE0000108656	76.52	0.55% 0.42		24/08/30 18:00:00	8,058,027 616,314,503.79
ESSITY AB SER'B'NPV SE0009922164	311.60	1.17% 3.60		24/08/30 18:00:00	2,201,877 685,671,009.45
EVOLUTION AB SE0012673267	1,066.50	-0.05% -0.50		24/08/30 18:00:00	616,592 657,550,143.75
GENMAB A/S DK0010272202	1,873.50	-0.21% -4.00		24/08/30 17:20:00	310,316 581,175,689.25
HENNES & MAURITZ AB 'B' SE0000106270	162.50	0.68% 1.10		24/08/30 18:00:00	3,485,406 566,291,387.99
HEXAGON AB SER. B SE0015961909	105.00	-0.28% -0.30		24/08/30 18:00:00	4,641,900 487,284,435.15
INVESTOR AB SER. B SE0015811963	305.35	-0.38% -1.15		24/08/30 18:00:00	3,517,623 1,073,921,352.38
KONE OYJ FI0009013403	48.80	0.89% 0.43		24/08/30 18:00:00	1,112,731 54,249,666.06
NESTE CORPORATION FI0009013296	21.15	-3.16% -0.69		24/08/30 18:00:00	5,040,001 107,202,964.47
NIBE INDUSTRIER AB SER. B SE0015988019	50.64	-0.63% -0.32		24/08/30 18:00:00	7,095,066 359,612,647.31
NOKIA CORPORATION FI0009000681	3.978	-0.05% -0.00		24/08/30 18:00:00	25,804,388 102,588,126.93
NORDEA BANK ABP FI4000297767	121.20	0.58% 0.70		24/08/30 18:00:00	3,083,769 373,886,671.14
NOVO-NORDISK AS B DK0062498333	938.10	1.72% 15.90		24/08/30 17:20:00	4,061,654 3,801,732,130.40

NOVONESIS A/S SER. B DK0060336014	468.00	0.17% 0.80		24/08/30 17:20:00	2,640,435 1,235,248,364.50
OERSTED A/S DK0060094928	390.60	-0.10% -0.40		24/08/30 17:20:00	592,824 231,888,712.40
PANDORA A/S DK0060252690	1,181.00	0.85% 10.00		24/08/30 17:20:00	245,274 289,784,897.50
SAAB AB SER. B SE0021921269	242.35	-0.10% -0.25		24/08/30 18:00:00	2,046,072 497,140,848.88
SAMPO PLC 'A' FI4000552500	40.41	0.25% 0.10		24/08/30 18:00:00	1,544,503 62,362,184.92
SANDVIK AB SE0000667891	218.30	0.05% 0.10		24/08/30 18:00:00	2,605,448 568,794,229.90
SKANDINAVISKA ENSKILDA BA... SE0000148884	158.00	0.41% 0.65		24/08/30 18:00:00	2,729,603 431,331,315.67
SKF AB SER. B SE0000108227	194.25	-0.10% -0.20		24/08/30 18:00:00	1,077,317 209,321,732.52
STORA ENSO OYJ R FI0009005961	11.695	1.39% 0.16		24/08/30 18:00:00	3,164,924 36,991,191.87
SVENSKA CELLULOSA AB SCA ... SE0000112724	142.55	2.52% 3.50		24/08/30 18:00:00	4,463,783 635,279,561.88
SVENSKA HANDELSBANKEN AB ... SE0007100599	105.90	0.43% 0.45		24/08/30 18:00:00	3,774,648 399,568,142.60
SWEDBANK AB SER A SE0000242455	219.40	0.32% 0.70		24/08/30 18:00:00	2,030,166 445,480,602.90
UPM KYMMENE OYJ FI0009005987	30.58	0.96% 0.29		24/08/30 18:00:00	1,798,261 54,990,628.44
VESTAS WIND SYSTEMS A/S DK0061539921	154.90	1.04% 1.60		24/08/30 17:20:00	4,615,469 714,738,264.75
VOLVO AB SER. B SE0000115446	272.60	1.15% 3.10		24/08/30 18:00:00	4,259,831 1,161,403,424.15