

## OMX NORDIC 40

ISIN: SE0001809476 WKN: -

## Overview

2024/06/04 17:35:09

Price

**2,864.8429**

EUR

Difference  -0.24% (-6.95)

## General attributes

ISIN SE0001809476

Symbol -

Country Sweden

Instruments in index 40

Type of index -

Security type Index

## Market data

Open 2,872.3115 EUR

High 2,877.6134 EUR

Low 2,851.4324 EUR

Close (prev. day) 2,871.7891 EUR

Trading volume (m) -

Volume (pcs) -

## Top 5

Name 	Price	+ - (%)	Trend 
NOVONESIS ...	419.60	+2.84	
COLOPLAST	818.20	+1.39	
...			
ESSITY AB ...	278.50	+1.35	
NOVO-NORDI...	936.20	+1.33	
DSV A/S	1,053.00	+1.06	
Intraday	1w 1m 6m 1y 3y		

## Flop 5

Name 	Price	+ - (%) 	Trend 
NIBE INDUS...	52.28	-6.58	
STORA ENSO...	12.92	-3.58	
DANSKE BAN...	205.90	-3.24	
BOLIDEN AB	353.10	-2.59	









5y



Information about previous performance does not guarantee future performance.

Source: FactSet

## Recent research

on market		
Date	Headline	Download
2024/06/04	 Montenegro   Growth to moderate after exceptional ...	
2024/05/29	 Global Equity Ratings	
2024/05/29	 Aktienempfehlungen Global	
2024/05/08	 Marktkommentar	
2024/04/26	 Global Equity Ratings	

SWEDBANK A... 214.40 -2.55 

Intraday 1w 1m 6m 1y 3y

**Futures and Options**

Related Futures -

Related Options -

# Details

2024/06/04 17:35:09

Price

**2,864.8429**

EUR

Difference



-0.24% (-6.95)

## General attributes

ISIN	SE0001809476
Symbol	-
Country	Sweden
Security type	Index
Instruments in index	40

## Market data

Open	2,872.3115 EUR
High	2,877.6134 EUR
Low	2,851.4324 EUR
Close (prev. day)	2,871.7891 EUR
Trading volume (m)	-
Volume (pcs)	-

## Performance and Risk

	6m	1y	3y
Perf (%)	+18.48%	+24.03%	+28.36%
Perf (abs.)	+446.79	+554.97	+632.99
Beta	-	-	-
Volatility	11.53	13.49	17.45



Information about previous performance does not guarantee future performance.  
Source: FactSet

## Price data

Ø price 5 days   Ø volume 5 days (pcs.)	2,851.5469 EUR (0)
Ø price 30 days   Ø volume 30 days (pcs.)	2,804.6458 EUR (0)
Ø price 100 days   Ø volume 100 days (pcs.)	2,724.6521 EUR (0)
Ø price 250 days   Ø volume 250 days (pcs.)	2,492.8462 EUR (0)
YTD High   date	2,894.4428 EUR (2024/06/03)
YTD Low   date	2,485.3298 EUR (2024/01/17)
52 Weeks High   date	2,894.4428 EUR (2024/06/03)
52 Weeks Low   date	2,207.6425 EUR (2023/10/26)

## Composition

Name  ISIN	Price	Diff %  Diff +/-	Performance 	Date Time	Turnover Pc.  Turnover Money 
A.P. MOLLER-MAERSK B DK0010244508	11,985.00	-0.58% -70.00		24/06/04 16:59:31	49,048 595,152,245.00
ABB LTD CH0012221716	577.00	-0.07% -0.40		24/06/04 17:29:50	856,629 493,324,558.10
ALFA LAVAL AB SE0000695876	476.50	-1.08% -5.20		24/06/04 17:29:45	565,693 269,610,226.15
ASSA ABLOY AB SER. B SE0007100581	304.40	-1.04% -3.20		24/06/04 17:29:30	1,156,061 352,268,659.70
ASTRAZENECA PLC GB0009895292	1,663.00	0.64% 10.50		24/06/04 17:29:34	210,687 349,767,317.25
ATLAS COPCO AB SER. A SE0017486889	200.10	-0.89% -1.80		24/06/04 17:29:57	2,808,654 562,214,823.87
ATLAS COPCO AB SER. B SE0017486897	172.45	-0.72% -1.25		24/06/04 17:29:49	816,436 140,822,223.83
BOLIDEN AB SE0020050417	353.10	-2.59% -9.40		24/06/04 17:29:57	1,222,001 433,142,108.10
CARLSBERG A/S SER. 'B' DK0010181759	940.80	0.79% 7.40		24/06/04 16:59:32	119,805 112,537,270.50
COLOPLAST A/S SER. B DK0060448595	818.20	1.39% 11.20		24/06/04 16:59:54	179,324 146,811,872.60
DANSKE BANK A/S DK0010274414	205.90	-3.24% -6.90		24/06/04 16:59:31	2,180,338 449,635,103.50
DSV A/S DK0060079531	1,053.00	1.06% 11.00		24/06/04 16:59:59	255,235 268,890,437.75
EQT AB SE0012853455	316.80	-0.56% -1.80		24/06/04 17:29:54	500,331 158,655,673.15
ERICSSON(LM)TEL SE0000108656	65.50	0.15% 0.10		24/06/04 17:29:43	9,862,699 645,955,500.38
ESSITY AB SER'B'NPV SE0009922164	278.50	1.35% 3.70		24/06/04 17:29:30	1,304,657 361,757,914.40
EVOLUTION AB SE0012673267	1,126.50	-0.31% -3.50		24/06/04 17:29:57	471,135 532,221,761.64
GENMAB A/S DK0010272202	1,937.50	-0.82% -16.00		24/06/04 16:59:36	143,075 277,101,874.06
HENNES & MAURITZ AB 'B' SE0000106270	183.65	-0.19% -0.35		24/06/04 17:29:41	1,268,348 232,725,389.21
HEXAGON AB SER. B SE0015961909	114.95	-0.61% -0.70		24/06/04 17:29:34	2,344,486 270,019,427.37
INVESTOR AB SER. A SE0015811955	282.00	-0.56% -1.60		24/06/04 17:29:32	411,815 115,470,375.60
INVESTOR AB SER. B SE0015811963	284.05	-0.46% -1.30		24/06/04 17:29:37	2,104,864 598,435,064.34
KONE OYJ FI0009013403	47.38	0.11% 0.05		24/06/04 17:29:41	442,832 20,978,870.59
NESTE CORPORATION FI0009013296	18.74	-1.03% -0.20		24/06/04 17:29:32	1,519,805 28,450,232.56
NIBE INDUSTRIER AB SER. B SE0015988019	52.28	-6.58% -3.68		24/06/04 17:29:48	21,480,492 1,130,518,652.58
NOKIA CORPORATION FI0009000681	3.6205	0.37% 0.01		24/06/04 17:29:43	8,939,445 32,263,788.52

NORDEA BANK ABP FI4000297767	126.90	-1.36% -1.75		24/06/04 17:29:33	3,274,984 416,319,772.40
NOVO-NORDISK AS B DK0062498333	936.20	1.33% 12.30	█	24/06/04 16:59:50	2,134,460 1,992,943,010.15
NOVONESIS A/S SER. B DK0060336014	419.60	2.84% 11.60	█	24/06/04 16:59:46	639,745 267,244,438.45
OERSTED A/S DK0060094928	415.00	-0.95% -4.00		24/06/04 16:59:52	333,313 136,824,075.15
PANDORA A/S DK0060252690	1,098.00	-0.63% -7.00		24/06/04 16:59:38	176,331 193,492,658.00
SAMPO PLC 'A' FI4000552500	39.90	0.00% 0.00		24/06/04 17:29:58	436,543 17,335,049.07
SANDVIK AB SE0000667891	222.70	-1.20% -2.70		24/06/04 17:29:32	1,839,091 409,820,437.70
SKANDINAVISKA ENSKILDA BA... SE0000148884	147.65	-1.44% -2.15		24/06/04 17:29:32	1,967,881 290,056,508.48
STORA ENSO OYJ R FI0009005961	12.92	-3.58% -0.48		24/06/04 17:29:53	1,939,849 25,059,538.23
SVENSKA CELLULOSA AB SCA ... SE0000112724	158.20	-0.60% -0.95		24/06/04 17:29:50	1,068,112 169,018,451.35
SVENSKA HANDELSBANKEN AB ... SE0007100599	98.40	-1.15% -1.14		24/06/04 17:29:34	4,678,563 461,038,579.47
SWEDBANK AB SER A SE0000242455	214.40	-2.55% -5.60		24/06/04 17:29:46	2,249,271 485,139,859.80
UPM KYMMENE OYJ FI0009005987	34.90	-1.02% -0.36		24/06/04 17:29:38	589,096 20,553,367.28
VESTAS WIND SYSTEMS A/S DK0061539921	191.75	-0.80% -1.55		24/06/04 16:59:48	1,196,881 229,597,243.11
VOLVO AB SER. B SE0000115446	278.60	-2.31% -6.60		24/06/04 17:29:33	2,958,827 826,539,051.35